

Informe

Resultats Provisionals



**Generalitat
de Catalunya**

Índice

Constitució de meses	3
Avanços de participació	4
Catalunya	5
Circumscripcions	10
Vegueries	18
Comarques i Aran	26
Municipis Barcelona	69
Districtes Barcelona ciutat	101
Municipis Girona	102
Municipis Lleida	125
Municipis Tarragona	149

**Constitució
de meses****100%
Constituit****Catalunya**

MESES	100%	CENS	100%
Constituïdes	8.940	Constituit	5.460.337
Suspeses	0	Suspès	0
Totals	8.940	Totals	5.460.337

Catalunya > Barcelona (Circumscripció)

MESES	100%	CENS	100%
Constituïdes	6.491	Constituit	4.051.064
Suspeses	0	Suspès	0
Totals	6.491	Totals	4.051.064

Catalunya > Girona (Circumscripció)

MESES	100%	CENS	100%
Constituïdes	868	Constituit	528.068
Suspeses	0	Suspès	0
Totals	868	Totals	528.068

Catalunya > Lleida (Circumscripció)

MESES	100%	CENS	100%
Constituïdes	547	Constituit	300.141
Suspeses	0	Suspès	0
Totals	547	Totals	300.141

Catalunya > Tarragona (Circumscripció)

MESES	100%	CENS	100%
Constituïdes	1.034	Constituit	581.064
Suspeses	0	Suspès	0
Totals	1.034	Totals	581.064

Avanços de Participació



100%
Comunicat

Catalunya

AVANÇ 13:00 H



AVANÇ 18:00 H




Catalunya > Barcelona (Circumscripció)

AVANÇ 13:00 H



AVANÇ 18:00 H




Catalunya > Girona (Circumscripció)

AVANÇ 13:00 H



AVANÇ 18:00 H




Catalunya > Lleida (Circumscripció)

AVANÇ 13:00 H



AVANÇ 18:00 H




Catalunya > Tarragona (Circumscripció)

AVANÇ 13:00 H



AVANÇ 18:00 H

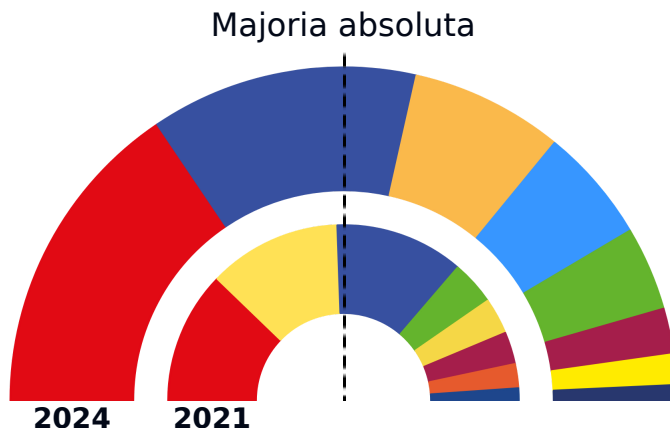


Resultats Provisionals



99,48%
Escrutat

Catalunya



● PSC: 42 escons totals

Barcelona		Girona		Lleida		Tarragona	
Escrutat	99,57%	Escrutat	99,43%	Escrutat	99,73%	Escrutat	98,82%
Diputats/ades a escollir	85	Diputats/ades a escollir	17	Diputats/ades a escollir	15	Diputats/ades a escollir	18
Diputats/ades electes	28	Diputats/ades electes	4	Diputats/ades electes	4	Diputats/ades electes	6
Vots	700.463	Vots	58.036	Vots	34.250	Vots	80.210
% Vots	29,90%	% Vots	19,51%	% Vots	20,55%	% Vots	25,43%
1. Salvador Illa Roca		1. Silvia Paneque Sureda		1. Òscar Ordeig Molist		1. Rosa Maria Ibarra Ollé	
2. Alcía Romero Llano		2. Víctor Puga López		2. Judit Alcalá González		2. Alberto Bondesio Martínez	
3. Ramon Espadaler Parcerisas		3. Mònica Ríos García		3. Manel Ezquerria Tomàs		3. Joaquim Paladella Curto	
4. Esther Niubó Cidoncha		4. Francesc Jesús Becerra Ramírez		4. Neus Comes Pon		4. Ivana Martínez Valverde	
5. Ferran Pedret Santos						5. Christian Soriano García	
6. Rocío Garcia Pérez						6. Lidia Ferré Ferré	
7. Pol Gibert Horcas							
8. Sara Jaurrieta Guarner							
9. David Pérez Ibáñez							
10. Eva Candela López							
11. Raúl Moreno Montaña							
12. Beatriz Silva Gallardo							
13. Jordi Riba Colom							
14. Eva Menor Cantador							
15. Cristòfol Gimeno Iglesias							
16. Imma Ferret Raventos							
17. Guillem Sánchez Prat							
18. Elena Díaz Torrevejano							
19. Antoni Poyato Rodríguez							
20. Sabrin Araibi Marachi							
21. Ernesto Carrión Sablich							
22. Concepcion (Conchi) Jiménez Cruz							
23. David González Chanca							
24. Andrea Zapata Alfonso							
25. José Ignacio Aparicio Ciria							
26. Susana Martínez Heredia							
27. Mario García Gómez							
28. Natàlia Fabián Corbacho							

Resultats Provisionals



99,48%
Escrutat

● CAT-JUNTS+: 35 escons totals

Barcelona		Girona		Lleida		Tarragona	
Escrutat	99,57%	Escrutat	99,43%	Escrutat	99,73%	Escrutat	98,82%
Diputats/ades a escollir	85	Diputats/ades a escollir	17	Diputats/ades a escollir	15	Diputats/ades a escollir	18
Diputats/ades electes	18	Diputats/ades electes	7	Diputats/ades electes	5	Diputats/ades electes	5
Vots	453.407	Vots	103.752	Vots	50.615	Vots	67.122
% Vots	19,35%	% Vots	34,88%	% Vots	30,37%	% Vots	21,28%
1. Carles Puigdemont i Casamajó		1. Salvador Vergés i Tejero		1. Jeannine Abella i Chica		1. Mònica Sales i de la Cruz	
2. Anna Navarro i Descals		2. Carme Renedo i Puig		2. Ignasi Prat i Sarri		2. Jordi Bertran i Luengo	
3. Josep Rull i Andreu		3. Isaac Padrós i Suárez		3. Anna Feliu i Moragues		3. Joaquim Calatayud i Casals	
4. Anna Erra i Solà		4. Sònia Martínez i Juli		4. Jordi Fàbrega i Sabaté		4. Noemí Nieto i Fumanal	
5. Albert Batet i Canadell		5. Maite Selva i Huertas		5. Rosa Jové i Montañola		5. Irene Negre i Estorach	
6. Ennatu Domingo i Soler		6. M ^a Àngels Planas i Crous					
7. Josep Rius i Alcaraz		7. Jordi Munell i García					
8. Judith Toronjo i Nofuentes							
9. Agustí Colominas i Companys							
10. Glòria Freixa i Vilardell							
11. Jaume Giró i Ribas							
12. Mercè Esteve i Pi							
13. Lluís Puig i Gordi							
14. David Saldoni i de Tena							
15. Montserrat (Montse) Ortiz i Martí							
16. Antoni Castellà i Clavé							
17. Joan Canadell i Bruguera							
18. Francesc de Dalmasas i Thió							

● ERC: 20 escons totals

Barcelona		Girona		Lleida		Tarragona	
Escrutat	99,57%	Escrutat	99,43%	Escrutat	99,73%	Escrutat	98,82%
Diputats/ades a escollir	85	Diputats/ades a escollir	17	Diputats/ades a escollir	15	Diputats/ades a escollir	18
Diputats/ades electes	12	Diputats/ades electes	2	Diputats/ades electes	3	Diputats/ades electes	3
Vots	313.451	Vots	35.659	Vots	27.257	Vots	50.768
% Vots	13,38%	% Vots	11,99%	% Vots	16,35%	% Vots	16,09%
1. Pere Aragonès Garcia		1. Laia Cañiguerà i Olivé		1. Marta Vilalta i Torres		1. Raquel Sans Guerra	
2. Laura Vilagrà Pons		2. Jordi Viñas i Xifra		2. Josep (Pepe) Vidal i Bringué		2. Albert Salvadó Fernández	
3. Josep Maria Jové Lladó				3. Montserrat (Montse) Bergés i Saura		3. Irene Aragonès Gràcia	
4. Najat Driouech Ben Moussa							
5. Joan Ignasi Elena Garcia							
6. Ester Capella Farré							
7. Carles Campuzano Canadés							
8. Tània Verge Mestre							
9. Ruben Wagensberg Ramon							
10. Mar Besses Casanovas							
11. Jordi Albert Caballero							
12. Ana Balsera Marín							

Resultats Provisionals



99,48%
Escrutat

● **PP: 15 escons totals**

Barcelona		Girona		Lleida		Tarragona	
Escrutat	99,57%	Escrutat	99,43%	Escrutat	99,73%	Escrutat	98,82%
Diputats/ades a escollir	85	Diputats/ades a escollir	17	Diputats/ades a escollir	15	Diputats/ades a escollir	18
Diputats/ades electes	11	Diputats/ades electes	1	Diputats/ades electes	1	Diputats/ades electes	2
Vots	270.683	Vots	19.437	Vots	15.282	Vots	37.182
% Vots	11,55%	% Vots	6,53%	% Vots	9,17%	% Vots	11,78%
1. Alejandro Fernández Álvarez		1. Jaume Veray Cama		1. Montserrat (Montse) Berenguer Messeguer		1. Pere Lluís Huguet Tous	
2. Manuel Reyes López						2. Lorena Roldán Suárez	
3. María Ángeles Esteller Ruedas							
4. Santiago (Santi) Rodríguez Serra							
5. Rosa del Amo Hernández							
6. Hugo Manchón García							
7. Juan Fernández Benítez							
8. Eva García Rodríguez							
9. Miriam Casanova Domènech							
10. Alberto Villagrasa Gil							
11. Cristian Escribano Ramírez							

● **VOX: 11 escons totals**

Barcelona		Girona		Lleida		Tarragona	
Escrutat	99,57%	Escrutat	99,43%	Escrutat	99,73%	Escrutat	98,82%
Diputats/ades a escollir	85	Diputats/ades a escollir	17	Diputats/ades a escollir	15	Diputats/ades a escollir	18
Diputats/ades electes	7	Diputats/ades electes	1	Diputats/ades electes	1	Diputats/ades electes	2
Vots	187.336	Vots	18.879	Vots	10.407	Vots	31.932
% Vots	7,99%	% Vots	6,34%	% Vots	6,24%	% Vots	10,12%
1. Ignacio Garriga Vaz de Concicao		1. Alberto Tarradas Paneque		1. Rafael Villafranca Mercé		1. Sergio Macián de Greef	
2. María Elisa García Fuster						2. Javier Ramírez Gutiérrez	
3. Joan Garriga Domènech							
4. Manuel Jesús Acosta Elías							
5. Mónica Lora Cisquer							
6. Júlia Calvet Puig							
7. Andrés Félix Bello Sanz							

● **COMUNS SUMAR: 6 escons totals**

Barcelona		Girona		Lleida		Tarragona	
Escrutat	99,57%	Escrutat	99,43%	Escrutat	99,73%	Escrutat	98,82%
Diputats/ades a escollir	85	Diputats/ades a escollir	17	Diputats/ades a escollir	15	Diputats/ades a escollir	18
Diputats/ades electes	6	Diputats/ades electes	0	Diputats/ades electes	0	Diputats/ades electes	0
Vots	156.349	Vots	9.756	Vots	3.584	Vots	12.106
% Vots	6,67%	% Vots	3,28%	% Vots	2,15%	% Vots	3,83%
1. Jéssica Albiach Satorres							
2. Lluís Mijoler Martínez							
3. Andrés García Berrio							
4. Susana Segovia Sánchez							
5. David Cid Colomer							
6. Núria Lozano Montoya							

● **CUP - DT: 4 escons totals**

Barcelona		Girona		Lleida		Tarragona	
Escrutat	99,57%	Escrutat	99,43%	Escrutat	99,73%	Escrutat	98,82%
Diputats/ades a escollir	85	Diputats/ades a escollir	17	Diputats/ades a escollir	15	Diputats/ades a escollir	18
Diputats/ades electes	3	Diputats/ades electes	1	Diputats/ades electes	0	Diputats/ades electes	0
Vots	93.256	Vots	14.714	Vots	7.081	Vots	12.799
% Vots	3,98%	% Vots	4,94%	% Vots	4,24%	% Vots	4,05%
1. Laia Estrada Cañón		1. Dani Cornellà i Detrell					
2. Laura (Laure) Fernández Vega							
3. Maria Pilar Castillejo Medina							

Resultats Provisionals



**99,48%
Escrutat**

● ALIANÇA.CAT: 2 escons totals							
Barcelona		Girona		Lleida		Tarragona	
Escrutat	99,57%	Escrutat	99,43%	Escrutat	99,73%	Escrutat	98,82%
Diputats/ades a escollir	85	Diputats/ades a escollir	17	Diputats/ades a escollir	15	Diputats/ades a escollir	18
Diputats/ades electes	0	Diputats/ades electes	1	Diputats/ades electes	1	Diputats/ades electes	0
Vots	67.405	Vots	26.857	Vots	12.966	Vots	11.074
% Vots	2,87%	% Vots	9,03%	% Vots	7,78%	% Vots	3,51%
		1. Sílvia Orriols Serra		1. Ramón Abad Gimeno			

2024

Candidatures	Diputats/ades	Vots	%
● PSC	42	872.959	27,96%
● CAT-JUNTS+	35	674.896	21,61%
● ERC	20	427.135	13,68%
● PP	15	342.584	10,97%
● VOX	11	248.554	7,96%
● COMUNS SUMAR	6	181.795	5,82%
● CUP - DT	4	127.850	4,09%
● ALIANÇA.CAT	2	118.302	3,78%
● PACMA	0	34.026	1,08%
● Cs	0	22.481	0,72%
● ALHORA	0	13.759	0,44%
● FO	0	9.976	0,31%
● PCTC	0	3.977	0,12%
● RECORTES CERO	0	3.126	0,10%
● PUM+J	0	2.626	0,08%
● IZQP - UNIDOS - DEF	0	1.613	0,05%
● F.N.C.	0	264	0,01%
● CNV	0	258	0,01%

2021

Candidatures	Diputats/ades	Vots	%
● PSC	33	654.766	23,02%
● JxCat	32	570.539	20,06%
● ERC	33	605.581	21,29%
● PP	3	109.453	3,84%
● VOX	11	218.121	7,67%
● ECP-PEC	8	195.345	6,87%
● CUP-G	9	189.924	6,67%
● Cs	6	158.606	5,57%
● PCTC	0	4.515	0,15%
● RECORTES CERO-GV-M	0	12.783	0,44%
● PUM+J	0	1.339	0,04%
● IZQP	0	2.073	0,07%
● FNC	0	5.003	0,17%
● PDeCAT	0	77.229	2,71%
● MPIC	0	6.017	0,21%
● PNC	0	4.560	0,16%
● SOM TERRES DE L'EBRE	0	1.415	0,04%
● UEP	0	635	0,02%
● EB	0	591	0,02%
● UNIDOS SI - DEF - PDSJE - SOMOS ESPAÑA	0	429	0,01%
● ALIANZA C V	0	173	0,01%
● SCAT	0	137	0,01%
● M.C.R.	0	94	0,01%

Resultats Provisionals



99,48%
Escrutat

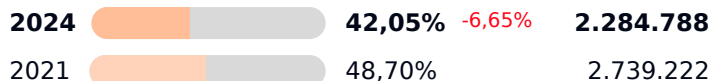
Participació

Catalunya

PARTICIPACIÓ



ABSTENCIÓ



2024


Vots nuls	0,83%	26.414	-0,60%
Vots vàlids	99,16%	3.121.964	+0,60%
Vots candidatures	98,02%	3.086.181	+0,30%
Vots en blanc	1,13%	35.783	+0,30%

2021


Vots nuls	1,43%	41.430
Vots vàlids	98,56%	2.843.415
Vots candidatures	97,72%	2.819.328
Vots en blanc	0,83%	24.087

Catalunya > Barcelona (Circumscripció)

2024



2021



Últim diputat/ada electe/a

● **PP**

Candidatura més propera

● **CUP - DT**

5.175 Vots

Resultats Provisionals



99,57%
Escrutat

2024

Candidatures	Diputats/ades	Vots	%
PSC	28	700.463	29,90%
CAT-JUNTS+	18	453.407	19,35%
ERC	12	313.451	13,38%
PP	11	270.683	11,55%
VOX	7	187.336	7,99%
COMUNS SUMAR	6	156.349	6,67%
CUP - DT	3	93.256	3,98%
ALIANÇA.CAT	0	67.405	2,87%
PACMA	0	27.763	1,18%
Cs	0	19.297	0,82%
ALHORA	0	10.362	0,44%
FO	0	8.120	0,34%
PCTC	0	3.044	0,12%
RECORTES CERO	0	2.486	0,10%
PUM+J	0	1.946	0,08%
IZQP - UNIDOS - DEF	0	1.438	0,06%

2021

Candidatures	Diputats/ades	Vots	%
PSC	23	533.051	25,03%
JxCat	16	381.541	17,92%
ERC	19	434.685	20,41%
PP	3	86.266	4,05%
VOX	7	166.166	7,80%
ECP-PEC	7	165.304	7,76%
CUP-G	5	134.265	6,30%
Cs	5	129.889	6,10%
PCTC	0	3.557	0,16%
RECORTES CERO-GV-M	0	10.981	0,51%
IZQP	0	1.904	0,08%
PDeCAT	0	53.378	2,50%
MPIC	0	4.405	0,20%
PNC	0	3.147	0,14%

Participació

Catalunya > Barcelona (Circumscripció)

PARTICIPACIÓ

2024		58,50%	+7,10%	2.359.919
2021		51,40%		2.156.540

ABSTENCIÓ

2024		41,49%	-7,10%	1.674.062
2021		48,59%		2.038.926

2024

Vots nuls	0,73%	17.343	-0,54%
Vots vàlids	99,26%	2.342.576	+0,54%
Vots candidatures	98,17%	2.316.806	+0,25%
Vots en blanc	1,09%	25.770	+0,30%

2021

Vots nuls	1,27%	27.560
Vots vàlids	98,72%	2.128.980
Vots candidatures	97,92%	2.111.786
Vots en blanc	0,79%	17.194


Resultats Provisionals



99,43%
Escrutat

Catalunya > Girona (Circumscripció)

2024



Últim diputat/ada electe/a


● **PSC**

Candidatura més propera

● **ALIANÇA.CAT**

2.162 Vots

2021



2024

Candidatures	Diputats/ades	Vots	%
● CAT-JUNTS+	7	103.752	34,88%
● PSC	4	58.036	19,51%
● ERC / ESQUERRA	2	35.659	11,99%
● ALIANÇA.CAT	1	26.857	9,03%
● PP	1	19.437	6,53%
● VOX	1	18.879	6,34%
● CUP - DT	1	14.714	4,94%
● COMUNS SUMAR	0	9.756	3,28%
● PACMA	0	2.986	1,00%
● ALHORA	0	1.521	0,51%
● Cs	0	961	0,32%
● FO	0	551	0,18%
● PCTC	0	324	0,10%
● PUM+J	0	220	0,07%
● RECORTES CERO	0	191	0,06%

2021

Candidatures	Diputats/ades	Vots	%
● JxCat	7	90.052	32,66%
● PSC	3	41.845	15,17%
● ERC	4	60.131	21,81%
● PP	0	5.500	1,99%
● VOX	1	16.953	6,14%
● CUP-G	2	24.892	9,02%
● ECP-PEC	0	11.165	4,05%
● Cs	0	8.976	3,25%
● PCTC	0	363	0,13%
● PUM+J	0	483	0,17%
● RECORTES CERO-GV-M	0	619	0,22%
● PDeCAT	0	8.760	3,17%
● PNC	0	889	0,32%
● MPIC	0	672	0,24%
● UEP	0	635	0,23%
● ALIANZA C V	0	173	0,06%

Resultats Provisionals



99,43%
Escrutat

Participació

Catalunya > Girona (Circumscripció)

PARTICIPACIÓ

2024		57,23%	+4,49%	300.543
2021		52,74%		280.534

ABSTENCIÓ

2024		42,76%	-4,49%	224.530
2021		47,25%		251.324

2024

Vots nuls	1,05%	3.167	-0,68%
Vots vàlids	98,94%	297.376	+0,68%
Vots candidatures	97,77%	293.844	+0,42%
Vots en blanc	1,17%	3.532	+0,26%

2021

Vots nuls	1,73%	4.866
Vots vàlids	98,26%	275.668
Vots candidatures	97,35%	273.100
Vots en blanc	0,91%	2.568

Resultats Provisionals



99,73%
Escrutat

Catalunya > Lleida (Circumscripció)

2024



Últim diputat/ada electe/a


● **PSC**

Candidatura més propera

● **CAT-JUNTS+**

761 Vots

2021



2024

Candidatures	Diputats/ades	Vots	%
● CAT-JUNTS+	5	50.615	30,37%
● PSC	4	34.250	20,55%
● ERC	3	27.257	16,35%
● PP	1	15.282	9,17%
● ALIANÇA.CAT	1	12.966	7,78%
● VOX	1	10.407	6,24%
● CUP - DT	0	7.081	4,24%
● COMUNS SUMAR	0	3.584	2,15%
● ALHORA	0	812	0,48%
● Cs	0	542	0,32%
● FO	0	361	0,21%
● PUM+J	0	240	0,14%
● PCTC	0	203	0,12%
● RECORTES CERO	0	201	0,12%
● F.N.C.	0	107	0,06%

2021

Candidatures	Diputats/ades	Vots	%
● JxCat	5	45.029	28,03%
● PSC	3	24.115	15,01%
● ERC	5	42.670	26,57%
● PP	0	5.695	3,54%
● VOX	1	8.876	5,52%
● CUP-G	1	11.871	7,39%
● ECP-PEC	0	5.189	3,23%
● Cs	0	5.175	3,22%
● PUM+J	0	302	0,18%
● PCTC	0	214	0,13%
● RECORTES CERO-GV-M	0	356	0,22%
● FNC	0	388	0,24%
● PDeCAT	0	7.365	4,58%
● EB	0	591	0,36%
● MPIC	0	388	0,24%
● PNC	0	232	0,14%
● SCAT	0	137	0,08%

Resultats Provisionals



99,73%
Escrutat

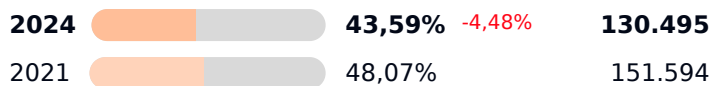
Participació

Catalunya > Lleida (Circumscripció)

PARTICIPACIÓ



ABSTENCIÓ



2024

Vots nuls	1,30%	2.205	-0,60%
Vots vàlids	98,69%	166.631	+0,60%
Vots candidatures	97,08%	163.908	+0,17%
Vots en blanc	1,61%	2.723	+0,43%

2021

Vots nuls	1,90%	3.111
Vots vàlids	98,09%	160.592
Vots candidatures	96,91%	158.652
Vots en blanc	1,18%	1.940


Resultats Provisionals



98,82%
Escrutat

Catalunya > Tarragona (Circumscripció)

2024



Últim diputat/ada electe/a


● **PSC**

Candidatura més propera

● **CUP - DT**

570 Vots

2021



2024

Candidatures	Diputats/ades	Vots	%
● PSC	6	80.210	25,43%
● CAT-JUNTS+	5	67.122	21,28%
● ERC	3	50.768	16,09%
● PP	2	37.182	11,78%
● VOX	2	31.932	10,12%
● CUP - DT	0	12.799	4,05%
● COMUNS SUMAR	0	12.106	3,83%
● ALIANÇA.CAT	0	11.074	3,51%
● PACMA	0	3.277	1,03%
● Cs	0	1.681	0,53%
● ALHORA	0	1.064	0,33%
● FO	0	944	0,29%
● PCTC	0	406	0,12%
● CNV	0	258	0,08%
● RECORTES CERO	0	248	0,07%
● PUM+J	0	220	0,06%
● IZQP - UNIDOS - DEF	0	175	0,05%
● F.N.C.	0	157	0,04%

2021

Candidatures	Diputats/ades	Vots	%
● PSC	4	55.755	20,04%
● JxCat	4	53.917	19,38%
● ERC	5	68.095	24,47%
● PP	0	11.992	4,31%
● VOX	2	26.126	9,39%
● CUP-G	1	18.896	6,79%
● ECP-PEC	1	13.687	4,92%
● Cs	1	14.566	5,23%
● PCTC	0	381	0,13%
● RECORTES CERO-GV-M	0	827	0,29%
● PUM+J	0	554	0,19%
● FNC	0	486	0,17%
● PDeCAT	0	7.726	2,77%
● SOM TERRES DE L'EBRE	0	1.415	0,50%
● MPIC	0	552	0,19%
● UNIDOS SI - DEF - PDSJE - SOMOS ESPAÑA	0	429	0,15%
● PNC	0	292	0,10%
● M.C.R.	0	94	0,03%

Resultats Provisionals

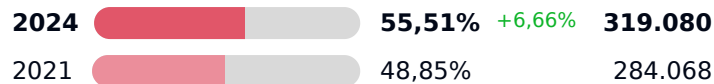


98,82%
Escrutat

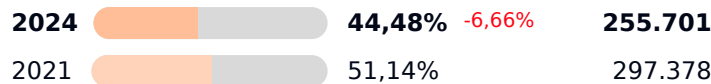
Participació

Catalunya > Tarragona (Circumscripció)

PARTICIPACIÓ



ABSTENCIÓ



2024

Vots nuls	1,15%	3.699	-0,92%
Vots vàlids	98,84%	315.381	+0,92%
Vots candidatures	97,66%	311.623	+0,58%
Vots en blanc	1,17%	3.758	+0,34%

2021

Vots nuls	2,07%	5.893
Vots vàlids	97,92%	278.175
Vots candidatures	97,08%	275.790
Vots en blanc	0,83%	2.385

Catalunya > Alt Pirineu i territori d'Aran (Vegueria)

2024

Candidatures	Vots	%
CAT-JUNTS+	9.504	31,74%
PSC	6.479	21,63%
ERC	5.049	16,86%
PP	2.416	8,06%
CUP - DT	1.765	5,89%
ALIANÇA.CAT	1.504	5,02%
VOX	1.385	4,62%
COMUNS SUMAR	850	2,83%
ALHORA	150	0,50%
Cs	83	0,27%
FO	68	0,22%
PACMA	65	0,21%
PUM+J	51	0,17%
PCTC	35	0,11%
RECORTES CERO	28	0,09%
F.N.C.	7	0,02%

2021

Candidatures	Vots	%
JxCat	8.302	28,33%
PSC	4.818	16,44%
ERC	6.957	23,74%
PP	824	2,81%
CUP-G	2.659	9,07%
VOX	1.416	4,83%
ECP-PEC	1.134	3,87%
Cs	937	3,19%
PUM+J	44	0,15%
PCTC	44	0,15%
RECORTES CERO-GV-M	63	0,21%
FNC	72	0,24%
PDeCAT	1.432	4,88%
PNC	81	0,27%
EB	80	0,27%
MPIC	53	0,18%
SCAT	10	0,03%
UEP	9	0,03%
ALIANZA C V	7	0,02%

Participació

Catalunya > Alt Pirineu i territori d'Aran (Vegueria)

PARTICIPACIÓ

2024		55,15%	-0,43%	30.396
2021		55,58%		30.043

ABSTENCIÓ

2024		44,84%	+0,43%	24.713
2021		44,41%		24.009

2024

Vots nuls	1,49%	454	-0,98%
Vots vàlids	98,50%	29.942	+0,98%
Vots candidatures	96,85%	29.439	+0,48%
Vots en blanc	1,65%	503	+0,51%

2021

Vots nuls	2,47%	745
Vots vàlids	97,52%	29.298
Vots candidatures	96,37%	28.953
Vots en blanc	1,14%	345

Resultats Provisionals



99,51%
Escrutat

Catalunya > Barcelona (Vegueria)

2024

Candidatures	Vots	%
PSC	624.214	31,09%
CAT-JUNTS+	353.197	17,59%
ERC	264.112	13,15%
PP	248.149	12,36%
VOX	166.151	8,27%
COMUNS SUMAR	142.924	7,12%
CUP - DT	75.047	3,73%
ALIANÇA.CAT	45.648	2,27%
PACMA	24.572	1,22%
Cs	17.808	0,88%
ALHORA	8.421	0,41%
FO	7.208	0,35%
PCTC	2.667	0,13%
RECORTES CERO	2.253	0,11%
PUM+J	1.748	0,08%
IZQP - UNIDOS - DEF	1.322	0,06%

2021

Candidatures	Vots	%
PSC	480.128	26,43%
JxCat	293.150	16,14%
ERC	360.598	19,85%
PP	79.565	4,38%
VOX	149.032	8,20%
ECP-PEC	149.962	8,25%
CUP-G	106.758	5,87%
Cs	118.367	6,51%
PCTC	3.119	0,17%
RECORTES CERO-GV-M	9.805	0,53%
IZQP	1.718	0,09%
PDeCAT	41.258	2,27%
MPIC	3.454	0,19%
PNC	2.622	0,14%

Participació

Catalunya > Barcelona (Vegueria)

PARTICIPACIÓ

2024		58,46%	+4,98%	2.021.332
2021		53,48%		1.839.079

ABSTENCIÓ

2024		41,53%	-4,98%	1.435.798
2021		46,51%		1.599.354

2024

Vots nuls	0,70%	14.159	-0,54%
Vots vàlids	99,29%	2.007.173	+0,54%
Vots candidatures	98,22%	1.985.441	+0,24%
Vots en blanc	1,07%	21.732	+0,30%

2021

Vots nuls	1,24%	22.850
Vots vàlids	98,75%	1.816.229
Vots candidatures	97,98%	1.801.993
Vots en blanc	0,77%	14.236

Resultats Provisionals



98,88%
Escrutat

Catalunya > Camp de Tarragona (Vegueria)

2024

Candidatures	Vots	%
PSC	51.773	25,02%
CAT-JUNTS+	43.139	20,85%
ERC	29.748	14,37%
PP	26.858	12,98%
VOX	22.783	11,01%
CUP - DT	8.939	4,32%
COMUNS SUMAR	8.131	3,93%
ALIANÇA.CAT	7.187	3,47%
PACMA	2.328	1,12%
Cs	1.227	0,59%
ALHORA	794	0,38%
FO	691	0,33%
PCTC	304	0,14%
RECORTES CERO	172	0,08%
PUM+J	128	0,06%
IZQP - UNIDOS - Def	123	0,05%
CNV	122	0,05%
F.N.C.	119	0,05%

2021

Candidatures	Vots	%
PSC	37.573	20,62%
JxCat	35.307	19,38%
ERC	40.324	22,13%
PP	8.849	4,85%
VOX	18.923	10,38%
CUP-G	12.618	6,92%
ECP-PEC	8.878	4,87%
Cs	10.741	5,89%
PCTC	262	0,14%
RECORTES CERO-GV-M	626	0,34%
PUM+J	369	0,20%
FNC	355	0,19%
PDeCAT	4.623	2,53%
MPIC	399	0,21%
UNIDOS SI - Def - PDSJE - SOMOS ESPAÑA	299	0,16%
SOM TERRES DE L'EBRE	261	0,14%
PNC	210	0,11%
M.C.R.	66	0,03%

Participació

Catalunya > Camp de Tarragona (Vegueria)

PARTICIPACIÓ

2024		56,53% +5,09%	208.843
2021		51,44%	185.274

ABSTENCIÓ

2024		43,46% -5,09%	160.572
2021		48,55%	174.855

2024

Vots nuls	0,94%	1.971	-0,73%
Vots vàlids	99,05%	206.872	+0,73%
Vots candidatures	97,95%	204.566	+0,43%
Vots en blanc	1,10%	2.306	+0,30%

2021

Vots nuls	1,67%	3.095
Vots vàlids	98,32%	182.179
Vots candidatures	97,52%	180.683
Vots en blanc	0,80%	1.496

Catalunya > Catalunya Central (Vegueria)

2024

Candidatures	Vots	%
● CAT-JUNTS+	65.501	36,25%
● PSC	32.519	17,99%
● ERC	26.125	14,45%
● ALIANÇA.CAT	16.536	9,15%
● CUP - DT	10.581	5,85%
● PP	8.894	4,92%
● VOX	8.618	4,76%
● COMUNS SUMAR	5.598	3,09%
● PACMA	1.348	0,74%
● ALHORA	1.311	0,72%
● Cs	469	0,25%
● FO	372	0,20%
● PCTC	166	0,09%
● RECORTES CERO	87	0,04%
● PUM+J	86	0,04%
● IZQP - UNIDOS - DEF	41	0,02%
● F.N.C.	10	0,01%

2021

Candidatures	Vots	%
● JxCat	58.926	35,06%
● PSC	21.216	12,62%
● ERC	41.120	24,46%
● CUP-G	16.539	9,84%
● PP	2.698	1,60%
● VOX	6.913	4,11%
● ECP-PEC	5.968	3,55%
● Cs	3.953	2,35%
● PCTC	189	0,11%
● RECORTES CERO-GV-M	455	0,27%
● PUM+J	13	0,01%
● IZQP	65	0,03%
● FNC	553	0,32%
● PDeCAT	6.804	4,04%
● MPIC	598	0,35%
● PNC	358	0,21%
● EB	18	0,01%
● SCAT	5	0,01%
● UEP	1	0,01%

Participació

Catalunya > Catalunya Central (Vegueria)

PARTICIPACIÓ

2024	<div style="width:60.06%;"><div style="width:60.06%;"></div></div>	60,06%	+2,85%	182.531
2021	<div style="width:57.21%;"><div style="width:57.21%;"></div></div>	57,21%		170.431

ABSTENCIÓ

2024	<div style="width:39.93%;"><div style="width:39.93%;"></div></div>	39,93%	-2,85%	121.357
2021	<div style="width:42.78%;"><div style="width:42.78%;"></div></div>	42,78%		127.445

2024

Vots nuls	1,01%	1.847	-0,37%
Vots vàlids	98,98%	180.684	+0,37%
Vots candidatures	97,66%	178.262	+0,03%
Vots en blanc	1,32%	2.422	+0,34%

2021

Vots nuls	1,38%	2.365
Vots vàlids	98,61%	168.066
Vots candidatures	97,63%	166.392
Vots en blanc	0,98%	1.674

Resultats Provisionals



99,41%
Escrutat

Catalunya > Girona (Vegueria)

2024

Candidatures	Vots	%
CAT-JUNTS+	101.461	34,82%
PSC	57.198	19,63%
ERC	34.781	11,93%
ALIANÇA.CAT	26.322	9,03%
PP	18.854	6,47%
VOX	18.648	6,39%
CUP - DT	14.472	4,96%
COMUNS SUMAR	9.576	3,28%
PACMA	2.926	1,00%
ALHORA	1.487	0,51%
Cs	938	0,32%
FO	547	0,18%
PCTC	320	0,10%
PUM+J	215	0,07%
RECORTES CERO	186	0,06%
IZQP - UNIDOS - DEF	0	0%

2021

Candidatures	Vots	%
JxCat	87.780	32,65%
PSC	41.020	15,25%
ERC	58.639	21,81%
PP	5.308	1,97%
VOX	16.633	6,18%
CUP-G	24.298	9,03%
ECP-PEC	10.953	4,07%
Cs	8.708	3,23%
PCTC	356	0,13%
PUM+J	469	0,17%
RECORTES CERO-GV-M	610	0,22%
PDeCAT	8.270	3,07%
PNC	863	0,32%
MPIC	658	0,24%
UEP	621	0,23%
ALIANZA C V	164	0,06%
IZQP	109	0,04%

Participació

Catalunya > Girona (Vegueria)

PARTICIPACIÓ

2024	<div style="width: 57,28%;"><div style="width: 57,28%;"></div></div>	57,28%	+2,55%	294.449
2021	<div style="width: 54,73%;"><div style="width: 54,73%;"></div></div>	54,73%		273.525

ABSTENCIÓ

2024	<div style="width: 42,71%;"><div style="width: 42,71%;"></div></div>	42,71%	-2,55%	219.574
2021	<div style="width: 45,26%;"><div style="width: 45,26%;"></div></div>	45,26%		226.239

2024

Vots nuls	1,04%	3.071	-0,67%
Vots vàlids	98,95%	291.378	+0,67%
Vots candidatures	97,78%	287.931	+0,42%
Vots en blanc	1,17%	3.447	+0,26%

2021

Vots nuls	1,71%	4.684
Vots vàlids	98,28%	268.841
Vots candidatures	97,36%	266.327
Vots en blanc	0,91%	2.514

Resultats Provisionals



99,66%
Escrutat

Catalunya > Lleida (Vegueria)

2024

Candidatures	Vots	%
CAT-JUNTS+	40.412	29,80%
PSC	27.690	20,42%
ERC	21.878	16,13%
PP	13.112	9,66%
ALIANÇA.CAT	11.340	8,36%
VOX	9.149	6,74%
CUP - DT	5.016	3,69%
COMUNS SUMAR	2.818	2,07%
ALHORA	636	0,46%
Cs	477	0,35%
FO	287	0,21%
PUM+J	189	0,13%
RECORTES CERO	173	0,12%
PCTC	167	0,12%
F.N.C.	90	0,06%

2021

Candidatures	Vots	%
JxCat	35.866	27,64%
PSC	19.334	14,90%
ERC	35.018	26,98%
PP	4.897	3,77%
VOX	7.617	5,87%
CUP-G	8.871	6,83%
ECP-PEC	4.070	3,13%
Cs	4.361	3,36%
PUM+J	249	0,19%
RECORTES CERO-GV-M	291	0,22%
PCTC	167	0,12%
FNC	296	0,22%
PDeCAT	5.982	4,61%
EB	491	0,37%
MPIC	328	0,25%
PNC	162	0,12%
SCAT	122	0,09%

Participació

Catalunya > Lleida (Vegueria)

PARTICIPACIÓ

2024	<div style="width: 56,24%;"><div style="width: 1,95%;"></div></div>	56,24%	+1,95%	137.333
2021	<div style="width: 54,29%;"></div>	54,29%		132.135

ABSTENCIÓ

2024	<div style="width: 43,75%;"><div style="width: -1,95%;"></div></div>	43,75%	-1,95%	106.826
2021	<div style="width: 45,70%;"></div>	45,70%		111.241

2024

Vots nuls	1,26%	1.732	-0,54%
Vots vàlids	98,73%	135.601	+0,54%
Vots candidatures	97,16%	133.434	+0,16%
Vots en blanc	1,57%	2.167	+0,38%

2021

Vots nuls	1,80%	2.384
Vots vàlids	98,19%	129.751
Vots candidatures	97,00%	128.172
Vots en blanc	1,19%	1.579

Resultats Provisionals



99,16%
Escrutat

Catalunya > Penedès (Vegueria)

2024

Candidatures	Vots	%
PSC	56.908	28,20%
CAT-JUNTS+	44.495	22,05%
ERC	29.995	14,86%
PP	18.744	9,29%
VOX	17.660	8,75%
COMUNS SUMAR	9.686	4,80%
CUP - DT	9.334	4,62%
ALIANÇA.CAT	6.896	3,41%
PACMA	2.390	1,18%
Cs	1.282	0,63%
ALHORA	758	0,37%
FO	690	0,34%
PCTC	263	0,13%
RECORTES CERO	182	0,09%
PUM+J	149	0,07%
IZQP - UNIDOS - DEF	99	0,04%
CNV	24	0,01%
F.N.C.	14	0,01%

2021

Candidatures	Vots	%
PSC	39.381	22,20%
JxCat	35.186	19,83%
ERC	40.720	22,95%
PP	5.147	2,90%
VOX	13.772	7,76%
ECP-PEC	10.787	6,08%
CUP-G	12.926	7,28%
Cs	9.257	5,21%
PCTC	306	0,17%
RECORTES CERO-GV-M	787	0,44%
PUM+J	57	0,03%
IZQP	105	0,05%
FNC	285	0,16%
PDeCAT	6.421	3,62%
MPIC	352	0,19%
PNC	175	0,09%
UNIDOS SI - DEF - PDSJE - SOMOS ESPAÑA	64	0,03%
SOM TERRES DE L'EBRE	30	0,01%
M.C.R.	19	0,01%

Participació

Catalunya > Penedès (Vegueria)

PARTICIPACIÓ

2024	<div style="width: 56,18%;"><div style="width: 4,59%;"></div></div>	56,18%	+4,59%	203.679
2021	<div style="width: 51,59%;"></div>	51,59%		180.132

ABSTENCIÓ

2024	<div style="width: 43,81%;"><div style="width: -4,59%;"></div></div>	43,81%	-4,59%	158.814
2021	<div style="width: 48,40%;"></div>	48,40%		169.001

2024

Vots nuls	0,94%	1.923	-0,60%
Vots vàlids	99,05%	201.756	+0,60%
Vots candidatures	97,98%	199.569	+0,40%
Vots en blanc	1,07%	2.187	+0,20%

2021

Vots nuls	1,54%	2.780
Vots vàlids	98,45%	177.352
Vots candidatures	97,58%	175.777
Vots en blanc	0,87%	1.575

Catalunya > Terres de l'Ebre (Vegueria)

2024

Candidatures	Vots	%
CAT-JUNTS+	17.187	25,06%
PSC	16.178	23,59%
ERC	15.447	22,53%
PP	5.557	8,10%
VOX	4.160	6,06%
ALIANÇA.CAT	2.869	4,18%
CUP - DT	2.696	3,93%
COMUNS SUMAR	2.212	3,22%
PACMA	397	0,57%
ALHORA	202	0,29%
Cs	197	0,28%
FO	113	0,16%
CNV	112	0,16%
PUM+J	60	0,08%
PCTC	55	0,08%
RECORTES CERO	45	0,06%
IZQP - UNIDOS - DEF	28	0,04%
F.N.C.	24	0,03%


2021

Candidatures	Vots	%
JxCat	13.291	21,62%
PSC	9.357	15,22%
ERC	20.283	33,00%
PP	1.787	2,90%
VOX	3.334	5,42%
CUP-G	4.528	7,36%
ECP-PEC	2.757	4,48%
Cs	1.578	2,56%
PUM+J	123	0,20%
PCTC	52	0,08%
RECORTES CERO-GV-M	65	0,10%
FNC	85	0,13%
PDeCAT	2.248	3,65%
SOM TERRES DE L'EBRE	1.119	1,82%
MPIC	109	0,17%
UNIDOS SI - DEF - PDSJE - SOMOS ESPAÑA	62	0,10%
PNC	62	0,10%
M.C.R.	8	0,01%



Participació

Catalunya > Terres de l'Ebre (Vegueria)

PARTICIPACIÓ

2024		54,99%	+4,65%	69.815
2021		50,34%		63.510

ABSTENCIÓ

2024		45,00%	-4,65%	57.134
2021		49,65%		62.630

2024

Vots nuls	1,80%	1.257	-1,42%
Vots vàlids	98,19%	68.558	+1,42%
Vots candidatures	96,73%	67.539	+0,93%
Vots en blanc	1,45%	1.019	+0,49%

2021

Vots nuls	3,22%	2.049
Vots vàlids	96,77%	61.461
Vots candidatures	95,80%	60.848
Vots en blanc	0,96%	613

Resultats Provisionals



98,45%
Escrutat

Catalunya > Alt Camp (Comarca)

2024

Candidatures	Vots	%
CAT-JUNTS+	5.581	30,44%
PSC	3.744	20,42%
ERC	3.132	17,08%
VOX	1.343	7,32%
PP	1.278	6,97%
CUP - DT	1.148	6,26%
ALIANÇA.CAT	886	4,83%
COMUNS SUMAR	554	3,02%
PACMA	165	0,90%
ALHORA	70	0,38%
Cs	56	0,30%
FO	44	0,24%
F.N.C.	39	0,21%
PCTC	17	0,09%
RECORTES CERO	14	0,07%
PUM+J	9	0,04%
CNV	9	0,04%
IZQP - UNIDOS - DEF	9	0,04%

2021

Candidatures	Vots	%
JxCat	4.865	29,09%
PSC	2.441	14,59%
ERC	4.335	25,92%
VOX	959	5,73%
PP	400	2,39%
CUP-G	1.797	10,74%
ECP-PEC	568	3,39%
Cs	522	3,12%
FNC	50	0,29%
PCTC	16	0,09%
RECORTES CERO-GV-M	32	0,19%
PUM+J	16	0,09%
PDeCAT	473	2,82%
MPIC	44	0,26%
SOM TERRES DE L'EBRE	27	0,16%
UNIDOS SI - DEF - PDSJE - SOMOS ESPAÑA	25	0,14%
PNC	7	0,04%
M.C.R.	3	0,01%

Participació

Catalunya > Alt Camp (Comarca)

PARTICIPACIÓ

2024	<div style="width: 57,23%;"><div style="width: 4,56%;"></div></div>	57,23%	+4,56%	18.539
2021	<div style="width: 52,67%;"></div>	52,67%		16.985

ABSTENCIÓ

2024	<div style="width: 42,76%;"><div style="width: -4,56%;"></div></div>	42,76%	-4,56%	13.850
2021	<div style="width: 47,32%;"></div>	47,32%		15.262

2024

Vots nuls	1,12%	209	-0,42%
Vots vàlids	98,87%	18.330	+0,42%
Vots candidatures	97,62%	18.098	+0,01%
Vots en blanc	1,25%	232	+0,41%

2021

Vots nuls	1,54%	262
Vots vàlids	98,45%	16.723
Vots candidatures	97,61%	16.580
Vots en blanc	0,84%	143

Resultats Provisionals



99,07%
Escrutat

Catalunya > Alt Empordà (Comarca)

2024

Candidatures	Vots	%
CAT-JUNTS+	14.513	30,16%
PSC	9.662	20,08%
ERC	5.717	11,88%
ALIANÇA.CAT	5.022	10,43%
VOX	4.233	8,79%
PP	3.993	8,29%
CUP - DT	1.942	4,03%
COMUNS SUMAR	1.346	2,79%
PACMA	501	1,04%
ALHORA	198	0,41%
Cs	178	0,36%
FO	83	0,17%
PCTC	59	0,12%
RECORTES CERO	36	0,07%
PUM+J	33	0,06%

2021

Candidatures	Vots	%
JxCat	12.508	27,78%
PSC	7.018	15,59%
ERC	9.955	22,11%
VOX	4.384	9,73%
PP	1.226	2,72%
CUP-G	3.364	7,47%
ECP-PEC	1.719	3,81%
Cs	1.824	4,05%
PCTC	64	0,14%
RECORTES CERO-GV-M	119	0,26%
PUM+J	79	0,17%
PDeCAT	1.748	3,88%
PNC	155	0,34%
UEP	121	0,26%
MPIC	77	0,17%
ALIANZA C V	36	0,07%

Participació

Catalunya > Alt Empordà (Comarca)

PARTICIPACIÓ

2024		54,40% +2,19%	48.650
2021		52,21%	45.852

ABSTENCIÓ

2024		45,59% -2,19%	40.767
2021		47,78%	41.966

2024

Vots nuls	1,09%	535	-0,73%
Vots vàlids	98,90%	48.115	+0,73%
Vots candidatures	97,66%	47.516	+0,43%
Vots en blanc	1,23%	599	+0,30%

2021

Vots nuls	1,82%	836
Vots vàlids	98,17%	45.016
Vots candidatures	97,23%	44.586
Vots en blanc	0,93%	430

Resultats Provisionals



99,52%
Escrutat

Catalunya > Alt Penedès (Comarca)

2024

Candidatures	Vots	%
CAT-JUNTS+	14.043	28,61%
PSC	11.785	24,01%
ERC	8.277	16,86%
CUP - DT	3.131	6,38%
PP	3.055	6,22%
VOX	2.706	5,51%
ALIANÇA.CAT	2.286	4,65%
COMUNS SUMAR	2.066	4,21%
PACMA	473	0,96%
ALHORA	255	0,51%
Cs	182	0,37%
FO	164	0,33%
PCTC	59	0,12%
PUM+J	36	0,07%
RECORTES CERO	25	0,05%
IZQP - UNIDOS - DEF	13	0,02%

2021

Candidatures	Vots	%
JxCat	11.441	25,64%
PSC	7.606	17,05%
ERC	11.425	25,61%
CUP-G	4.387	9,83%
PP	908	2,03%
VOX	2.155	4,83%
ECP-PEC	2.492	5,58%
Cs	1.371	3,07%
PCTC	84	0,18%
RECORTES CERO-GV-M	154	0,34%
IZQP	26	0,05%
PDeCAT	1.891	4,23%
MPIC	124	0,27%
PNC	49	0,10%

Participació

Catalunya > Alt Penedès (Comarca)

PARTICIPACIÓ

2024		60,66%	+3,27%	49.542
2021		57,39%		45.268

ABSTENCIÓ

2024		39,33%	-3,27%	32.122
2021		42,60%		33.599

2024

Vots nuls	0,94%	470	-0,52%
Vots vàlids	99,05%	49.072	+0,52%
Vots candidatures	98,00%	48.556	+0,34%
Vots en blanc	1,04%	516	+0,17%

2021

Vots nuls	1,46%	662
Vots vàlids	98,53%	44.606
Vots candidatures	97,66%	44.211
Vots en blanc	0,87%	395

Resultats Provisionals



100%
Escrutat

Catalunya > Alt Urgell (Comarca)

2024

Candidatures	Vots	%
CAT-JUNTS+	2.614	32,12%
PSC	1.825	22,42%
ERC	1.417	17,41%
CUP - DT	552	6,78%
PP	550	6,75%
ALIANÇA.CAT	374	4,59%
VOX	369	4,53%
COMUNS SUMAR	186	2,28%
ALHORA	32	0,39%
Cs	15	0,18%
FO	15	0,18%
PUM+J	12	0,14%
RECORTES CERO	10	0,12%
PCTC	10	0,12%
F.N.C.	2	0,02%

2021

Candidatures	Vots	%
JxCat	2.290	28,88%
PSC	1.250	15,76%
ERC	2.179	27,48%
CUP-G	688	8,67%
PP	214	2,69%
VOX	277	3,49%
ECP-PEC	307	3,87%
Cs	206	2,59%
PUM+J	7	0,08%
RECORTES CERO-GV-M	13	0,16%
PCTC	11	0,13%
FNC	19	0,23%
PDeCAT	315	3,97%
EB	24	0,30%
MPIC	12	0,15%
PNC	5	0,06%
SCAT	5	0,06%

Participació

Catalunya > Alt Urgell (Comarca)

PARTICIPACIÓ

2024		53,85% +0,23%	8.246
2021		53,62%	8.085

ABSTENCIÓ

2024		46,14% -0,23%	7.065
2021		46,37%	6.991

2024

Vots nuls	1,32%	109	-0,63%
Vots vàlids	98,67%	8.137	+0,63%
Vots candidatures	96,81%	7.983	+0,03%
Vots en blanc	1,86%	154	+0,60%

2021

Vots nuls	1,95%	158
Vots vàlids	98,04%	7.927
Vots candidatures	96,78%	7.825
Vots en blanc	1,26%	102

Catalunya > Alta Ribagorça (Comarca)

2024

Candidatures	Vots	%
PSC	489	29,31%
CAT-JUNTS+	421	25,23%
ERC	299	17,92%
PP	110	6,59%
CUP - DT	99	5,93%
COMUNS SUMAR	76	4,55%
ALIANÇA.CAT	75	4,49%
VOX	57	3,41%
FO	7	0,41%
ALHORA	4	0,23%
RECORTES CERO	3	0,17%
PUM+J	2	0,11%
PCTC	2	0,11%
F.N.C.	1	0,05%
Cs	0	0%

2021

Candidatures	Vots	%
PSC	342	20,87%
JxCat	351	21,42%
ERC	382	23,32%
PP	47	2,86%
CUP-G	155	9,46%
ECP-PEC	100	6,10%
VOX	54	3,29%
RECORTES CERO-GV-M	5	0,30%
PUM+J	2	0,12%
PCTC	1	0,06%
FNC	5	0,30%
PDeCAT	135	8,24%
Cs	30	1,83%
EB	6	0,36%
MPIC	2	0,12%
PNC	2	0,12%



Participació

Catalunya > Alta Ribagorça (Comarca)

PARTICIPACIÓ

2024		56,66%	-0,65%	1.696
2021		57,31%		1.673

ABSTENCIÓ

2024		43,33%	+0,65%	1.297
2021		42,68%		1.246

2024

Vots nuls	1,65%	28	-0,44%
Vots vàlids	98,34%	1.668	+0,44%
Vots candidatures	96,99%	1.645	+0,22%
Vots en blanc	1,35%	23	+0,22%

2021

Vots nuls	2,09%	35
Vots vàlids	97,90%	1.638
Vots candidatures	96,77%	1.619
Vots en blanc	1,13%	19

Catalunya > Anoia (Comarca)

2024

Candidatures	Vots	%
● PSC	13.600	26,05%
● CAT-JUNTS+	12.496	23,94%
● ERC	8.059	15,43%
● VOX	4.828	9,24%
● PP	4.210	8,06%
● CUP - DT	2.467	4,72%
● ALIANÇA.CAT	2.189	4,19%
● COMUNS SUMAR	2.134	4,08%
● PACMA	626	1,19%
● Cs	282	0,54%
● ALHORA	222	0,42%
● FO	192	0,36%
● PCTC	81	0,15%
● RECORTES CERO	49	0,09%
● PUM+J	45	0,08%
● IZQP - UNIDOS - DEF	44	0,08%

2021

Candidatures	Vots	%
● PSC	9.583	20,80%
● JxCat	9.866	21,41%
● ERC	10.474	22,73%
● VOX	3.264	7,08%
● PP	1.226	2,66%
● CUP-G	3.399	7,37%
● ECP-PEC	2.352	5,10%
● Cs	2.175	4,72%
● PCTC	86	0,18%
● RECORTES CERO-GV-M	209	0,45%
● IZQP	30	0,06%
● PDeCAT	2.695	5,85%
● MPIC	93	0,20%
● PNC	56	0,12%

Participació

Catalunya > Anoia (Comarca)

PARTICIPACIÓ

2024	<div style="width: 56.12%;"><div style="width: 56.12%;"></div></div>	56,12%	+4,41%	52.754
2021	<div style="width: 51.71%;"><div style="width: 51.71%;"></div></div>	51,71%		46.800

ABSTENCIÓ

2024	<div style="width: 43.87%;"><div style="width: 43.87%;"></div></div>	43,87%	-4,41%	41.234
2021	<div style="width: 48.28%;"><div style="width: 48.28%;"></div></div>	48,28%		43.695

2024

Vots nuls	1,05%	557	-0,51%
Vots vàlids	98,94%	52.197	+0,51%
Vots candidatures	97,66%	51.524	+0,26%
Vots en blanc	1,27%	673	+0,25%

2021

Vots nuls	1,56%	733
Vots vàlids	98,43%	46.067
Vots candidatures	97,40%	45.585
Vots en blanc	1,02%	482

Resultats Provisionals



100%
Escrutat

Catalunya > Aran

2024

Candidatures	Vots	%
PSC	1.299	36,87%
PP	675	19,15%
CAT-JUNTS+	488	13,85%
ERC	346	9,82%
VOX	343	9,73%
COMUNS SUMAR	100	2,83%
CUP - DT	86	2,44%
ALIANÇA.CAT	62	1,75%
Cs	22	0,62%
FO	18	0,51%
PCTC	9	0,25%
PUM+J	8	0,22%
ALHORA	5	0,14%
F.N.C.	1	0,02%
RECORTES CERO	0	0%

2021

Candidatures	Vots	%
PSC	1.044	30,97%
PP	206	6,11%
JxCat	368	10,91%
ERC	504	14,95%
VOX	490	14,53%
ECP-PEC	166	4,92%
CUP-G	126	3,73%
Cs	252	7,47%
PCTC	5	0,14%
PUM+J	7	0,20%
FNC	7	0,20%
PDeCAT	82	2,43%
PNC	36	1,06%
RECORTES CERO-GV-M	17	0,50%
EB	16	0,47%
MPIC	2	0,05%

Participació

Catalunya > Aran

PARTICIPACIÓ

2024	<div style="width: 49.20%;"><div style="width: 49.20%;"></div></div>	49,20%	+0,74%	3.586
2021	<div style="width: 48.46%;"><div style="width: 48.46%;"></div></div>	48,46%		3.493

ABSTENCIÓ

2024	<div style="width: 50.79%;"><div style="width: 50.79%;"></div></div>	50,79%	-0,74%	3.702
2021	<div style="width: 51.53%;"><div style="width: 51.53%;"></div></div>	51,53%		3.715

2024

Vots nuls	1,75%	63	-1,74%
Vots vàlids	98,24%	3.523	+1,74%
Vots candidatures	96,54%	3.462	+1,21%
Vots en blanc	1,70%	61	+0,53%

2021

Vots nuls	3,49%	122
Vots vàlids	96,50%	3.371
Vots candidatures	95,33%	3.330
Vots en blanc	1,17%	41

Resultats Provisionals



100%
Escrutat

Catalunya > Bages (Comarca)

2024

Candidatures	Vots	%
CAT-JUNTS+	21.910	28,72%
PSC	17.099	22,42%
ERC	11.275	14,78%
ALIANÇA.CAT	6.469	8,48%
VOX	5.229	6,85%
PP	4.831	6,33%
CUP - DT	3.968	5,20%
COMUNS SUMAR	2.732	3,58%
PACMA	649	0,85%
ALHORA	444	0,58%
Cs	289	0,37%
FO	217	0,28%
PCTC	85	0,11%
RECORTES CERO	41	0,05%
PUM+J	37	0,04%
IZQP - UNIDOS - DEF	23	0,03%

2021

Candidatures	Vots	%
JxCat	19.450	28,06%
PSC	11.590	16,72%
ERC	17.385	25,08%
VOX	3.910	5,64%
PP	1.434	2,06%
CUP-G	5.931	8,55%
ECP-PEC	3.167	4,56%
Cs	2.283	3,29%
PCTC	78	0,11%
RECORTES CERO-GV-M	233	0,33%
IZQP	42	0,06%
PDeCAT	2.670	3,85%
MPIC	216	0,31%
PNC	110	0,15%

Participació

Catalunya > Bages (Comarca)

PARTICIPACIÓ

2024		58,18% +4,03%	76.987
2021		54,15%	70.174

ABSTENCIÓ

2024		41,81% -4,03%	55.333
2021		45,84%	59.394

2024

Vots nuls	0,93%	721	-0,30%
Vots vàlids	99,06%	76.266	+0,30%
Vots candidatures	97,80%	75.298	-0,05%
Vots en blanc	1,25%	968	+0,34%

2021

Vots nuls	1,23%	864
Vots vàlids	98,76%	69.310
Vots candidatures	97,85%	68.668
Vots en blanc	0,91%	642

Catalunya > Baix Camp (Comarca)

2024

Candidatures	Vots	%
PSC	18.437	23,97%
CAT-JUNTS+	17.075	22,20%
ERC	10.986	14,28%
PP	9.236	12,01%
VOX	8.548	11,11%
CUP - DT	3.454	4,49%
ALIANÇA.CAT	3.176	4,13%
COMUNS SUMAR	2.828	3,67%
PACMA	856	1,11%
Cs	475	0,61%
ALHORA	322	0,41%
FO	233	0,30%
PCTC	141	0,18%
PUM+J	49	0,06%
F.N.C.	44	0,05%
IZQP - UNIDOS - Def	44	0,05%
RECORTES CERO	35	0,04%
CNV	33	0,04%



2021

Candidatures	Vots	%
PSC	12.421	19,13%
JxCat	13.921	21,44%
ERC	14.726	22,68%
PP	2.703	4,16%
VOX	6.348	9,77%
CUP-G	4.730	7,28%
ECP-PEC	2.889	4,45%
Cs	3.721	5,73%
PCTC	84	0,12%
PUM+J	134	0,20%
FNC	128	0,19%
RECORTES CERO-GV-M	212	0,32%
PDeCAT	1.849	2,84%
MPIC	228	0,35%
SOM TERRES DE L'EBRE	119	0,18%
PNC	100	0,15%
UNIDOS SI - DEF - PDSJE - SOMOS ESPAÑA	97	0,14%
M.C.R.	14	0,02%



Participació

Catalunya > Baix Camp (Comarca)

PARTICIPACIÓ

2024		56,48%	+6,34%	77.615
2021		50,14%		66.038

ABSTENCIÓ

2024		43,51%	-6,34%	59.805
2021		49,85%		65.646

2024

Vots nuls	0,94%	730	-0,75%
Vots vàlids	99,05%	76.885	+0,75%
Vots candidatures	97,88%	75.972	+0,33%
Vots en blanc	1,17%	913	+0,42%

2021

Vots nuls	1,69%	1.118
Vots vàlids	98,30%	64.920
Vots candidatures	97,55%	64.424
Vots en blanc	0,75%	496

Resultats Provisionals



100%
Escrutat

Catalunya > Baix Ebre (Comarca)

2024

Candidatures	Vots	%
CAT-JUNTS+	7.319	25,28%
PSC	6.746	23,30%
ERC	6.447	22,27%
PP	2.187	7,55%
VOX	1.818	6,28%
ALIANÇA.CAT	1.452	5,01%
CUP - DT	1.023	3,53%
COMUNS SUMAR	989	3,41%
PACMA	195	0,67%
Cs	101	0,34%
ALHORA	77	0,26%
FO	59	0,20%
CNV	28	0,09%
RECORTES CERO	22	0,07%
PUM+J	21	0,07%
PCTC	20	0,06%
IZQP - UNIDOS - DEF	12	0,04%
F.N.C.	7	0,02%

2021

Candidatures	Vots	%
JxCat	5.423	21,44%
PSC	3.883	15,35%
ERC	8.262	32,67%
PP	619	2,44%
VOX	1.411	5,57%
CUP-G	1.704	6,73%
ECP-PEC	1.276	5,04%
Cs	663	2,62%
RECORTES CERO-GV-M	25	0,09%
PUM+J	54	0,21%
PCTC	24	0,09%
FNC	36	0,14%
PDeCAT	1.200	4,74%
SOM TERRES DE L'EBRE	359	1,41%
MPIC	50	0,19%
PNC	38	0,15%
UNIDOS SI - DEF - PDSJE - SOMOS ESPAÑA	25	0,09%
M.C.R.	2	0,01%

Participació

Catalunya > Baix Ebre (Comarca)

PARTICIPACIÓ

2024	<div style="width: 53,30%;"><div style="width: 53,30%;"></div></div>	53,30%	+4,93%	29.401
2021	<div style="width: 48,37%;"><div style="width: 48,37%;"></div></div>	48,37%		26.281

ABSTENCIÓ

2024	<div style="width: 46,69%;"><div style="width: 46,69%;"></div></div>	46,69%	-4,93%	25.758
2021	<div style="width: 51,62%;"><div style="width: 51,62%;"></div></div>	51,62%		28.048

2024

Vots nuls	1,56%	459	-2,21%
Vots vàlids	98,43%	28.942	+2,21%
Vots candidatures	97,01%	28.523	+1,68%
Vots en blanc	1,42%	419	+0,53%

2021

Vots nuls	3,77%	992
Vots vàlids	96,22%	25.289
Vots candidatures	95,33%	25.054
Vots en blanc	0,89%	235

Resultats Provisionals



99,24%
Escrutat

Catalunya > Baix Empordà (Comarca)

2024

Candidatures	Vots	%
CAT-JUNTS+	17.701	34,51%
PSC	10.941	21,33%
ERC	6.398	12,47%
ALIANÇA.CAT	3.660	7,13%
PP	3.556	6,93%
VOX	3.486	6,79%
CUP - DT	2.016	3,93%
COMUNS SUMAR	1.797	3,50%
PACMA	495	0,96%
Cs	201	0,39%
ALHORA	195	0,38%
FO	93	0,18%
PCTC	57	0,11%
PUM+J	39	0,07%
RECORTES CERO	32	0,06%

2021

Candidatures	Vots	%
JxCat	14.803	31,19%
PSC	8.154	17,18%
ERC	10.926	23,02%
PP	915	1,92%
VOX	2.830	5,96%
CUP-G	3.725	7,85%
ECP-PEC	1.999	4,21%
Cs	1.645	3,46%
PCTC	66	0,13%
PUM+J	78	0,16%
RECORTES CERO-GV-M	102	0,21%
PDeCAT	1.262	2,65%
PNC	132	0,27%
MPIC	92	0,19%
UEP	88	0,18%
ALIANZA C V	16	0,03%

Participació

Catalunya > Baix Empordà (Comarca)

PARTICIPACIÓ

2024	<div style="width: 56.11%;"><div style="width: 56.11%;"></div></div>	56,11%	+2,71%	51.794
2021	<div style="width: 53.40%;"><div style="width: 53.40%;"></div></div>	53,40%		48.228

ABSTENCIÓ

2024	<div style="width: 43.88%;"><div style="width: 43.88%;"></div></div>	43,88%	-2,71%	40.500
2021	<div style="width: 46.59%;"><div style="width: 46.59%;"></div></div>	46,59%		42.074

2024

Vots nuls	0,99%	513	-0,61%
Vots vàlids	99,00%	51.281	+0,61%
Vots candidatures	97,82%	50.667	+0,38%
Vots en blanc	1,18%	614	+0,24%

2021

Vots nuls	1,60%	776
Vots vàlids	98,39%	47.452
Vots candidatures	97,44%	46.995
Vots en blanc	0,94%	457

Resultats Provisionals



99,87%
Escrutat

Catalunya > Baix Llobregat (Comarca)

2024

Candidatures	Vots	%
PSC	127.854	36,00%
ERC	47.316	13,32%
PP	45.090	12,69%
CAT-JUNTS+	43.034	12,11%
VOX	34.039	9,58%
COMUNS SUMAR	24.759	6,97%
CUP - DT	9.704	2,73%
ALIANÇA.CAT	6.087	1,71%
PACMA	4.871	1,37%
Cs	3.917	1,10%
FO	1.643	0,46%
ALHORA	923	0,25%
PCTC	492	0,13%
RECORTES CERO	457	0,12%
PUM+J	335	0,09%
IZQP - UNIDOS - DEF	299	0,08%

2021

Candidatures	Vots	%
PSC	99.582	31,84%
ERC	61.905	19,79%
PP	12.985	4,15%
JxCat	33.552	10,72%
VOX	29.122	9,31%
ECP-PEC	26.814	8,57%
CUP-G	13.255	4,23%
Cs	23.730	7,58%
PCTC	678	0,21%
RECORTES CERO-GV-M	1.959	0,62%
IZQP	387	0,12%
PDeCAT	4.858	1,55%
MPIC	460	0,14%
PNC	373	0,11%

Participació

Catalunya > Baix Llobregat (Comarca)

PARTICIPACIÓ

2024	<div style="width: 58,38%;"><div style="width: 58,38%;"></div></div>	58,38%	+5,90%	357.886
2021	<div style="width: 52,48%;"><div style="width: 52,48%;"></div></div>	52,48%		316.858

ABSTENCIÓ

2024	<div style="width: 41,61%;"><div style="width: 41,61%;"></div></div>	41,61%	-5,90%	255.050
2021	<div style="width: 47,51%;"><div style="width: 47,51%;"></div></div>	47,51%		286.881

2024

Vots nuls	0,77%	2.788	-0,53%
Vots vàlids	99,22%	355.098	+0,53%
Vots candidatures	98,02%	350.820	+0,20%
Vots en blanc	1,19%	4.278	+0,32%

2021

Vots nuls	1,30%	4.130
Vots vàlids	98,69%	312.728
Vots candidatures	97,82%	309.964
Vots en blanc	0,87%	2.764

Resultats Provisionals



96,70%
Escrutat

Catalunya > Baix Penedès (Comarca)

2024

Candidatures	Vots	%
PSC	12.259	30,68%
CAT-JUNTS+	6.796	17,01%
ERC	5.573	13,94%
VOX	4.989	12,48%
PP	4.767	11,93%
COMUNS SUMAR	1.763	4,41%
CUP - DT	1.164	2,91%
ALIANÇA.CAT	1.018	2,54%
PACMA	552	1,38%
Cs	257	0,64%
FO	140	0,35%
ALHORA	68	0,17%
PCTC	47	0,11%
PUM+J	32	0,08%
RECORTES CERO	31	0,07%
CNV	24	0,06%
IZQP - UNIDOS - DEF	24	0,06%
F.N.C.	14	0,03%

2021

Candidatures	Vots	%
PSC	8.629	25,69%
JxCat	5.108	15,21%
ERC	7.297	21,73%
VOX	3.815	11,36%
PP	1.304	3,88%
ECP-PEC	1.994	5,93%
CUP-G	1.691	5,03%
Cs	2.170	6,46%
PCTC	64	0,19%
PUM+J	57	0,16%
RECORTES CERO-GV-M	126	0,37%
FNC	45	0,13%
PDeCAT	843	2,51%
UNIDOS SI - DEF - PDSJE - SOMOS ESPAÑA	64	0,19%
MPIC	32	0,09%
SOM TERRES DE L'EBRE	30	0,08%
PNC	20	0,05%
M.C.R.	19	0,05%

Participació

Catalunya > Baix Penedès (Comarca)

PARTICIPACIÓ

2024		51,54% +6,25%	40.422
2021		45,29%	34.318

ABSTENCIÓ

2024		48,45% -6,25%	37.995
2021		54,70%	41.448

2024

Vots nuls	1,16%	471	-1,00%
Vots vàlids	98,83%	39.951	+1,00%
Vots candidatures	97,76%	39.518	+0,71%
Vots en blanc	1,07%	433	+0,29%

2021

Vots nuls	2,16%	742
Vots vàlids	97,83%	33.576
Vots candidatures	97,05%	33.308
Vots en blanc	0,78%	268

Resultats Provisionals



99,10%
Escrutat

Catalunya > Barcelonès (Comarca)

2024

Candidatures	Vots	%
PSC	274.821	31,08%
CAT-JUNTS+	150.399	17,01%
PP	123.033	13,91%
ERC	110.435	12,49%
COMUNS SUMAR	73.614	8,32%
VOX	63.279	7,15%
CUP - DT	35.865	4,05%
ALIANÇA.CAT	16.870	1,90%
PACMA	9.685	1,09%
Cs	7.453	0,84%
ALHORA	4.123	0,46%
FO	2.748	0,31%
PCTC	1.145	0,12%
RECORTES CERO	1.031	0,11%
PUM+J	741	0,08%
IZQP - UNIDOS - DEF	504	0,05%

2021

Candidatures	Vots	%
PSC	216.376	26,52%
JxCat	127.647	15,64%
PP	43.172	5,29%
ERC	151.306	18,54%
ECP-PEC	74.031	9,07%
VOX	63.387	7,77%
CUP-G	51.298	6,28%
Cs	53.444	6,55%
PCTC	1.284	0,15%
RECORTES CERO-GV-M	4.173	0,51%
IZQP	746	0,09%
PDeCAT	19.397	2,37%
MPIC	1.552	0,19%
PNC	1.250	0,15%

Participació

Catalunya > Barcelonès (Comarca)

PARTICIPACIÓ

2024		58,94%	+5,03%	889.384
2021		53,91%		825.240

ABSTENCIÓ

2024		41,05%	-5,03%	619.478
2021		46,08%		705.364

2024

Vots nuls	0,58%	5.242	-0,57%
Vots vàlids	99,41%	884.142	+0,57%
Vots candidatures	98,46%	875.746	+0,30%
Vots en blanc	0,94%	8.396	+0,26%

2021

Vots nuls	1,15%	9.527
Vots vàlids	98,84%	815.713
Vots candidatures	98,16%	810.073
Vots en blanc	0,68%	5.640

Catalunya > Berguedà (Comarca)

2024

Candidatures	Vots	%
CAT-JUNTS+	7.155	38,69%
PSC	2.979	16,10%
ERC	2.855	15,43%
ALIANÇA.CAT	1.845	9,97%
CUP - DT	1.347	7,28%
PP	689	3,72%
VOX	552	2,98%
COMUNS SUMAR	434	2,34%
ALHORA	148	0,80%
PACMA	126	0,68%
Cs	31	0,16%
FO	26	0,14%
PCTC	21	0,11%
RECORTES CERO	8	0,04%
IZQP - UNIDOS - DEF	6	0,03%
PUM+J	6	0,03%
F.N.C.	0	0%

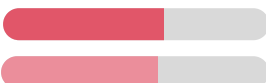

2021

Candidatures	Vots	%
JxCat	6.457	36,67%
PSC	1.745	9,91%
ERC	4.598	26,11%
CUP-G	2.061	11,70%
PP	249	1,41%
VOX	421	2,39%
ECP-PEC	475	2,69%
Cs	290	1,64%
PCTC	14	0,07%
RECORTES CERO-GV-M	49	0,27%
IZQP	6	0,03%
PUM+J	0	0%
PDeCAT	889	5,04%
MPIC	79	0,44%
FNC	47	0,26%
PNC	47	0,26%



Participació

Catalunya > Berguedà (Comarca)

PARTICIPACIÓ

2024		60,35% +2,32%	18.706
2021		58,03%	17.889

ABSTENCIÓ

2024		39,64% -2,32%	12.289
2021		41,96%	12.934

2024

Vots nuls	1,14%	214	-0,43%
Vots vàlids	98,85%	18.492	+0,43%
Vots candidatures	97,44%	18.228	+0,03%
Vots en blanc	1,41%	264	+0,40%

2021

Vots nuls	1,57%	281
Vots vàlids	98,42%	17.608
Vots candidatures	97,41%	17.427
Vots en blanc	1,01%	181

Resultats Provisionals



100%
Escrutat

Catalunya > Cerdanya (Comarca)

2024

Candidatures	Vots	%
CAT-JUNTS+	2.646	34,68%
ERC	1.212	15,88%
PSC	1.162	15,23%
PP	706	9,25%
ALIANÇA.CAT	615	8,06%
VOX	375	4,91%
CUP - DT	364	4,77%
COMUNS SUMAR	250	3,27%
PACMA	65	0,85%
ALHORA	48	0,62%
Cs	28	0,36%
FO	15	0,19%
PUM+J	10	0,13%
PCTC	8	0,10%
RECORTES CERO	5	0,06%

F.N.C.	0	0%
--------	---	----

2021

Candidatures	Vots	%
JxCat	2.294	31,55%
ERC	1.559	21,44%
PSC	930	12,79%
PP	209	2,87%
VOX	389	5,35%
CUP-G	664	9,13%
ECP-PEC	244	3,35%
Cs	288	3,96%
PUM+J	10	0,13%
PCTC	10	0,13%
RECORTES CERO-GV-M	7	0,09%
PDeCAT	506	6,96%
PNC	28	0,38%
MPIC	18	0,24%
FNC	16	0,22%
UEP	9	0,12%
ALIANZA C V	7	0,09%
EB	4	0,05%
SCAT	1	0,01%

Participació

Catalunya > Cerdanya (Comarca)

PARTICIPACIÓ

2024	<div style="width: 54,75%;"><div style="width: 54,75%;"></div></div>	54,75%	-0,44%	7.739
2021	<div style="width: 55,19%;"><div style="width: 55,19%;"></div></div>	55,19%		7.488

ABSTENCIÓ

2024	<div style="width: 45,24%;"><div style="width: 45,24%;"></div></div>	45,24%	+0,44%	6.396
2021	<div style="width: 44,80%;"><div style="width: 44,80%;"></div></div>	44,80%		6.079

2024

Vots nuls	1,42%	110	-1,50%
Vots vàlids	98,57%	7.629	+1,50%
Vots candidatures	97,02%	7.509	+0,92%
Vots en blanc	1,55%	120	+0,58%

2021

Vots nuls	2,92%	219
Vots vàlids	97,07%	7.269
Vots candidatures	96,10%	7.196
Vots en blanc	0,97%	73

Catalunya > Conca de Barberà (Comarca)

2024

Candidatures	Vots	%
CAT-JUNTS+	3.266	36,03%
ERC	2.044	22,55%
PSC	1.415	15,61%
CUP - DT	568	6,26%
ALIANÇA.CAT	452	4,98%
PP	357	3,93%
VOX	338	3,72%
COMUNS SUMAR	248	2,73%
ALHORA	98	1,08%
PACMA	69	0,76%
FO	21	0,23%
Cs	13	0,14%
PCTC	10	0,11%
F.N.C.	6	0,06%
CNV	6	0,06%
RECORTES CERO	5	0,05%
PUM+J	4	0,04%
IZQP - UNIDOS - DEF	2	0,02%



2021

Candidatures	Vots	%
JxCat	2.678	31,80%
ERC	2.674	31,75%
PSC	837	9,94%
CUP-G	849	10,08%
PP	119	1,41%
VOX	249	2,95%
ECP-PEC	266	3,15%
Cs	118	1,40%
PCTC	14	0,16%
FNC	31	0,36%
RECORTES CERO-GV-M	14	0,16%
PUM+J	12	0,14%
PDeCAT	419	4,97%
PNC	24	0,28%
MPIC	11	0,13%
UNIDOS SI - DEF - PDSJE - SOMOS ESPAÑA	3	0,03%
SOM TERRES DE L'EBRE	3	0,03%
M.C.R.	2	0,02%



Participació

Catalunya > Conca de Barberà (Comarca)

PARTICIPACIÓ

2024		60,81%	+3,12%	9.178
2021		57,69%		8.615

ABSTENCIÓ

2024		39,18%	-3,12%	5.913
2021		42,30%		6.316

2024

Vots nuls	1,24%	114	-1,02%
Vots vàlids	98,75%	9.064	+1,02%
Vots candidatures	97,21%	8.922	+0,60%
Vots en blanc	1,54%	142	+0,42%

2021

Vots nuls	2,26%	195
Vots vàlids	97,73%	8.420
Vots candidatures	96,61%	8.323
Vots en blanc	1,12%	97

Resultats Provisionals



100%
Escrutat

Catalunya > Garraf (Comarca)

2024

Candidatures	Vots	%
PSC	19.674	31,27%
CAT-JUNTS+	12.074	19,19%
ERC	8.449	13,43%
PP	6.853	10,89%
VOX	5.232	8,31%
COMUNS SUMAR	3.776	6,00%
CUP - DT	2.670	4,24%
ALIANÇA.CAT	1.621	2,57%
PACMA	760	1,20%
Cs	566	0,89%
ALHORA	224	0,35%
FO	196	0,31%
PCTC	79	0,12%
RECORTES CERO	78	0,12%
PUM+J	38	0,06%
IZQP - UNIDOS - DEF	18	0,02%

2021

Candidatures	Vots	%
PSC	13.862	25,02%
JxCat	9.640	17,40%
ERC	12.037	21,73%
PP	1.752	3,16%
VOX	4.607	8,31%
ECP-PEC	4.031	7,27%
CUP-G	3.599	6,49%
Cs	3.600	6,49%
PCTC	77	0,13%
RECORTES CERO-GV-M	304	0,54%
IZQP	50	0,09%
PDeCAT	1.133	2,04%
MPIC	110	0,19%
PNC	52	0,09%

Participació

Catalunya > Garraf (Comarca)

PARTICIPACIÓ

2024	<div style="width: 56,48%;"><div style="width: 56,48%;"></div></div>	56,48%	+4,43%	63.363
2021	<div style="width: 52,05%;"><div style="width: 52,05%;"></div></div>	52,05%		56.097

ABSTENCIÓ

2024	<div style="width: 43,51%;"><div style="width: 43,51%;"></div></div>	43,51%	-4,43%	48.819
2021	<div style="width: 47,94%;"><div style="width: 47,94%;"></div></div>	47,94%		51.662

2024

Vots nuls	0,73%	466	-0,53%
Vots vàlids	99,26%	62.897	+0,53%
Vots candidatures	98,33%	62.308	+0,42%
Vots en blanc	0,92%	589	+0,10%

2021

Vots nuls	1,26%	710
Vots vàlids	98,73%	55.387
Vots candidatures	97,91%	54.927
Vots en blanc	0,82%	460

Resultats Provisionals



100%
Escrutat

Catalunya > Garrigues (Comarca)

2024

Candidatures	Vots	%
CAT-JUNTS+	3.114	37,15%
ERC	1.805	21,53%
PSC	1.286	15,34%
ALIANÇA.CAT	595	7,10%
CUP - DT	449	5,35%
PP	431	5,14%
VOX	314	3,74%
COMUNS SUMAR	123	1,46%
ALHORA	41	0,48%
FO	12	0,14%
Cs	10	0,11%
PCTC	10	0,11%
PUM+J	8	0,09%
F.N.C.	6	0,07%
RECORTES CERO	6	0,07%

2021

Candidatures	Vots	%
JxCat	2.847	33,96%
ERC	2.751	32,82%
PSC	778	9,28%
CUP-G	718	8,56%
PP	161	1,92%
VOX	233	2,78%
ECP-PEC	185	2,20%
Cs	149	1,77%
PCTC	8	0,09%
PUM+J	12	0,14%
FNC	19	0,22%
RECORTES CERO-GV-M	11	0,13%
PDeCAT	340	4,05%
EB	18	0,21%
MPIC	11	0,13%
SCAT	4	0,04%
PNC	3	0,03%

Participació

Catalunya > Garrigues (Comarca)

PARTICIPACIÓ

2024	<div style="width: 61,78%;"><div style="width: 0,61%;"></div></div>	61,78%	+0,61%	8.505
2021	<div style="width: 61,17%;"></div>	61,17%		8.550

ABSTENCIÓ

2024	<div style="width: 38,21%;"><div style="width: 0,61%;"></div></div>	38,21%	-0,61%	5.261
2021	<div style="width: 38,82%;"></div>	38,82%		5.426

2024

Vots nuls	1,46%	125	-0,51%
Vots vàlids	98,53%	8.380	+0,51%
Vots candidatures	96,53%	8.210	+0,03%
Vots en blanc	1,99%	170	+0,47%

2021

Vots nuls	1,97%	169
Vots vàlids	98,02%	8.381
Vots candidatures	96,50%	8.251
Vots en blanc	1,52%	130

Resultats Provisionals



100%
Escrutat

Catalunya > Garrotxa (Comarca)

2024

Candidatures	Vots	%
CAT-JUNTS+	10.124	40,17%
ALIANÇA.CAT	3.798	15,07%
PSC	3.604	14,30%
ERC	2.812	11,16%
CUP - DT	1.672	6,63%
VOX	887	3,52%
PP	760	3,01%
COMUNS SUMAR	747	2,96%
ALHORA	188	0,74%
PACMA	166	0,65%
FO	42	0,16%
Cs	40	0,15%
PUM+J	29	0,11%
PCTC	20	0,07%
RECORTES CERO	10	0,03%

2021

Candidatures	Vots	%
JxCat	9.311	40,53%
PSC	2.354	10,24%
ERC	5.406	23,53%
CUP-G	2.437	10,60%
VOX	712	3,09%
PP	253	1,10%
ECP-PEC	739	3,21%
Cs	331	1,44%
PUM+J	49	0,21%
PCTC	22	0,09%
RECORTES CERO-GV-M	50	0,21%
PDeCAT	753	3,27%
MPIC	74	0,32%
PNC	63	0,27%
UEP	37	0,16%
ALIANZA C V	21	0,09%

Participació

Catalunya > Garrotxa (Comarca)

PARTICIPACIÓ

2024		61,69% +4,05%	25.485
2021		57,64%	23.325

ABSTENCIÓ

2024		38,30% -4,05%	15.823
2021		42,35%	17.140

2024

Vots nuls	1,13%	288	-0,38%
Vots vàlids	98,86%	25.197	+0,38%
Vots candidatures	97,70%	24.899	+0,39%
Vots en blanc	1,16%	298	-0,01%

2021

Vots nuls	1,51%	353
Vots vàlids	98,48%	22.972
Vots candidatures	97,31%	22.699
Vots en blanc	1,17%	273

Resultats Provisionals



99,47%
Escurtat

Catalunya > Gironès (Comarca)

2024

Candidatures	Vots	%
CAT-JUNTS+	28.587	37,49%
PSC	14.905	19,54%
ERC	8.335	10,93%
ALIANÇA.CAT	5.275	6,91%
PP	4.759	6,24%
CUP - DT	4.677	6,13%
VOX	4.675	6,13%
COMUNS SUMAR	2.378	3,11%
PACMA	787	1,03%
ALHORA	460	0,60%
Cs	226	0,29%
FO	123	0,16%
PCTC	80	0,10%
RECORTES CERO	52	0,06%
PUM+J	47	0,06%

2021

Candidatures	Vots	%
JxCat	24.217	34,06%
PSC	10.682	15,02%
ERC	13.891	19,53%
PP	1.416	1,99%
CUP-G	8.002	11,25%
VOX	4.057	5,70%
ECP-PEC	2.720	3,82%
Cs	2.098	2,95%
PCTC	80	0,11%
RECORTES CERO-GV-M	165	0,23%
PUM+J	136	0,19%
PDeCAT	2.011	2,82%
PNC	344	0,48%
MPIC	219	0,30%
UEP	203	0,28%
ALIANZA C V	40	0,05%

Participació

Catalunya > Gironès (Comarca)

PARTICIPACIÓ

2024		59,49% +1,37%	77.009
2021		58,12%	72.208

ABSTENCIÓ

2024		40,50% -1,37%	52.425
2021		41,87%	52.015

2024

Vots nuls	0,99%	765	-0,54%
Vots vàlids	99,00%	76.244	+0,54%
Vots candidatures	97,86%	75.366	+0,21%
Vots en blanc	1,14%	878	+0,34%

2021

Vots nuls	1,53%	1.110
Vots vàlids	98,46%	71.098
Vots candidatures	97,65%	70.516
Vots en blanc	0,80%	582

Resultats Provisionals



100%
Escrutat

Catalunya > Lluçanès (Comarca)

2024

Candidatures	Vots	%
CAT-JUNTS+	1.340	47,34%
ERC	425	15,01%
PSC	277	9,78%
ALIANÇA.CAT	245	8,65%
CUP - DT	227	8,02%
COMUNS SUMAR	76	2,68%
PP	66	2,33%
VOX	52	1,83%
ALHORA	42	1,48%
PACMA	11	0,38%
Cs	4	0,14%
FO	3	0,10%
IZQP - UNIDOS - DEF	2	0,07%
PUM+J	2	0,07%
RECORTES CERO	1	0,03%
PCTC	0	0%

2021

Candidatures	Vots	%
JxCat	1.153	42,38%
ERC	712	26,17%
PSC	144	5,29%
CUP-G	333	12,24%
ECP-PEC	60	2,20%
PP	26	0,95%
VOX	43	1,58%
Cs	26	0,95%
IZQP	1	0,03%
RECORTES CERO-GV-M	1	0,03%
PDeCAT	167	6,13%
MPIC	7	0,25%
PNC	6	0,22%
PCTC	2	0,07%

Participació

Catalunya > Lluçanès (Comarca)

PARTICIPACIÓ

2024	<div style="width: 64,34%;"><div style="width: 64,34%;"></div></div>	64,34%	+1,20%	2.870
2021	<div style="width: 63,14%;"><div style="width: 63,14%;"></div></div>	63,14%		2.776

ABSTENCIÓ

2024	<div style="width: 35,65%;"><div style="width: 35,65%;"></div></div>	35,65%	-1,20%	1.590
2021	<div style="width: 36,85%;"><div style="width: 36,85%;"></div></div>	36,85%		1.620

2024

Vots nuls	1,39%	40	-0,62%
Vots vàlids	98,60%	2.830	+0,62%
Vots candidatures	96,62%	2.773	-0,20%
Vots en blanc	1,98%	57	+0,83%

2021

Vots nuls	2,01%	56
Vots vàlids	97,98%	2.720
Vots candidatures	96,82%	2.688
Vots en blanc	1,15%	32

Resultats Provisionals



99,71%
Escrutat

Catalunya > Maresme (Comarca)

2024

Candidatures	Vots	%
CAT-JUNTS+	49.553	25,37%
PSC	48.160	24,66%
ERC	28.770	14,73%
PP	20.223	10,35%
VOX	15.395	7,88%
COMUNS SUMAR	10.211	5,22%
CUP - DT	7.647	3,91%
ALIANÇA.CAT	7.224	3,69%
PACMA	2.411	1,23%
Cs	1.279	0,65%
ALHORA	936	0,47%
FO	610	0,31%
PCTC	184	0,09%
PUM+J	165	0,08%
RECORTES CERO	148	0,07%
IZQP - UNIDOS - DEF	104	0,05%

2021

Candidatures	Vots	%
JxCat	40.930	23,21%
PSC	34.950	19,82%
ERC	40.380	22,89%
PP	5.896	3,34%
VOX	13.851	7,85%
ECP-PEC	10.739	6,09%
CUP-G	11.569	6,56%
Cs	9.193	5,21%
PCTC	232	0,13%
RECORTES CERO-GV-M	797	0,45%
IZQP	92	0,05%
PDeCAT	5.107	2,89%
MPIC	442	0,25%
PNC	285	0,16%

Participació

Catalunya > Maresme (Comarca)

PARTICIPACIÓ

2024	<div style="width: 58,27%;"><div style="width: 58,27%;"></div></div>	58,27%	+4,09%	196.824
2021	<div style="width: 54,18%;"><div style="width: 54,18%;"></div></div>	54,18%		178.538

ABSTENCIÓ

2024	<div style="width: 41,72%;"><div style="width: 41,72%;"></div></div>	41,72%	-4,09%	140.898
2021	<div style="width: 45,81%;"><div style="width: 45,81%;"></div></div>	45,81%		150.982

2024

Vots nuls	0,78%	1.547	-0,45%
Vots vàlids	99,21%	195.277	+0,45%
Vots candidatures	98,06%	193.020	+0,12%
Vots en blanc	1,14%	2.257	+0,33%

2021

Vots nuls	1,23%	2.202
Vots vàlids	98,76%	176.336
Vots candidatures	97,94%	174.877
Vots en blanc	0,81%	1.459

Resultats Provisionals



100%
Escrutat

Catalunya > Moianès (Comarca)

2024

Candidatures	Vots	%
CAT-JUNTS+	2.537	37,68%
ERC	1.314	19,51%
PSC	971	14,42%
CUP - DT	519	7,70%
ALIANÇA.CAT	387	5,74%
PP	263	3,90%
COMUNS SUMAR	256	3,80%
VOX	240	3,56%
ALHORA	69	1,02%
PACMA	56	0,83%
Cs	11	0,16%
FO	9	0,13%
RECORTES CERO	7	0,10%
PUM+J	3	0,04%
PCTC	2	0,02%
IZQP - UNIDOS - DEF	2	0,02%

2021

Candidatures	Vots	%
JxCat	2.023	31,70%
ERC	1.909	29,92%
PSC	607	9,51%
CUP-G	750	11,75%
PP	92	1,44%
ECP-PEC	240	3,76%
VOX	189	2,96%
Cs	120	1,88%
RECORTES CERO-GV-M	18	0,28%
PCTC	9	0,14%
IZQP	3	0,04%
PDeCAT	299	4,68%
MPIC	21	0,32%
PNC	8	0,12%

Participació

Catalunya > Moianès (Comarca)

PARTICIPACIÓ

2024		61,37%	+0,06%	6.819
2021		61,31%		6.479

ABSTENCIÓ

2024		38,62%	-0,06%	4.292
2021		38,68%		4.088

2024

Vots nuls	1,26%	86	-0,26%
Vots vàlids	98,73%	6.733	+0,26%
Vots candidatures	97,46%	6.646	+0,12%
Vots en blanc	1,27%	87	+0,15%

2021

Vots nuls	1,52%	99
Vots vàlids	98,47%	6.380
Vots candidatures	97,34%	6.307
Vots en blanc	1,12%	73

Resultats Provisionals



100%
Escrutat

Catalunya > Montsià (Comarca)

2024

Candidatures	Vots	%
PSC	6.279	25,27%
CAT-JUNTS+	5.622	22,62%
ERC	5.371	21,61%
PP	2.326	9,36%
VOX	1.723	6,93%
CUP - DT	963	3,87%
ALIANÇA.CAT	895	3,60%
COMUNS SUMAR	812	3,26%
PACMA	123	0,49%
ALHORA	84	0,33%
Cs	72	0,28%
CNV	68	0,27%
FO	42	0,16%
PUM+J	25	0,10%
PCTC	17	0,06%
RECORTES CERO	12	0,04%
IZQP - UNIDOS - DEF	12	0,04%
F.N.C.	8	0,03%

2021

Candidatures	Vots	%
PSC	3.480	15,98%
JxCat	4.188	19,23%
ERC	7.311	33,58%
PP	696	3,19%
VOX	1.383	6,35%
CUP-G	1.573	7,22%
ECP-PEC	988	4,53%
Cs	609	2,79%
PUM+J	52	0,23%
PCTC	18	0,08%
RECORTES CERO-GV-M	21	0,09%
FNC	24	0,11%
SOM TERRES DE L'EBRE	651	2,99%
PDeCAT	480	2,20%
MPIC	27	0,12%
UNIDOS SI - DEF - PDSJE - SOMOS ESPAÑA	22	0,10%
PNC	15	0,06%
M.C.R.	4	0,01%

Participació

Catalunya > Montsià (Comarca)

PARTICIPACIÓ

2024	<div style="width: 52,90%;"><div style="width: 5,49%;"></div></div>	52,90%	+5,49%	25.328
2021	<div style="width: 47,41%;"></div>	47,41%		22.455

ABSTENCIÓ

2024	<div style="width: 47,09%;"></div>	47,09%	-5,49%	22.542
2021	<div style="width: 52,58%;"></div>	52,58%		24.903

2024

Vots nuls	1,90%	482	-1,15%
Vots vàlids	98,09%	24.846	+1,15%
Vots candidatures	96,54%	24.454	+0,61%
Vots en blanc	1,54%	392	+0,54%

2021

Vots nuls	3,05%	687
Vots vàlids	96,94%	21.768
Vots candidatures	95,93%	21.542
Vots en blanc	1,00%	226

Catalunya > Noguera (Comarca)

2024

Candidatures	Vots	%
CAT-JUNTS+	5.214	33,73%
ERC	2.980	19,28%
PSC	2.642	17,09%
ALIANÇA.CAT	1.474	9,53%
PP	1.068	6,90%
VOX	749	4,84%
CUP - DT	600	3,88%
COMUNS SUMAR	263	1,70%
ALHORA	74	0,47%
Cs	26	0,16%
FO	26	0,16%
PUM+J	20	0,12%
PCTC	18	0,11%
RECORTES CERO	13	0,08%
F.N.C.	11	0,07%

2021

Candidatures	Vots	%
JxCat	4.546	30,08%
ERC	4.813	31,85%
PSC	1.734	11,47%
PP	452	2,99%
VOX	584	3,86%
CUP-G	1.112	7,35%
ECP-PEC	325	2,15%
Cs	321	2,12%
PUM+J	17	0,11%
PCTC	19	0,12%
RECORTES CERO-GV-M	14	0,09%
FNC	33	0,21%
PDeCAT	856	5,66%
EB	40	0,26%
MPIC	28	0,18%
SCAT	23	0,15%
PNC	16	0,10%

Participació

Catalunya > Noguera (Comarca)

PARTICIPACIÓ

2024	<div style="width: 58,73%;"><div style="width: 58,73%;"></div></div>	58,73%	+1,19%	15.715
2021	<div style="width: 57,54%;"><div style="width: 57,54%;"></div></div>	57,54%		15.412

ABSTENCIÓ

2024	<div style="width: 41,26%;"><div style="width: 41,26%;"></div></div>	41,26%	-1,19%	11.042
2021	<div style="width: 42,45%;"><div style="width: 42,45%;"></div></div>	42,45%		11.371

2024

Vots nuls	1,64%	259	-0,31%
Vots vàlids	98,35%	15.456	+0,31%
Vots candidatures	96,58%	15.178	-0,38%
Vots en blanc	1,76%	278	+0,69%

2021

Vots nuls	1,95%	302
Vots vàlids	98,04%	15.110
Vots candidatures	96,96%	14.944
Vots en blanc	1,07%	166

Catalunya > Osona (Comarca)

2024

Candidatures	Vots	%
CAT-JUNTS+	29.010	43,15%
PSC	9.790	14,56%
ERC	8.774	13,05%
ALIANÇA.CAT	6.751	10,04%
CUP - DT	3.930	5,84%
PP	2.525	3,75%
VOX	2.257	3,35%
COMUNS SUMAR	1.940	2,88%
ALHORA	539	0,80%
PACMA	485	0,72%
Cs	120	0,17%
FO	98	0,14%
PCTC	48	0,07%
PUM+J	31	0,04%
RECORTES CERO	24	0,03%
IZQP - UNIDOS - DEF	8	0,01%

2021

Candidatures	Vots	%
JxCat	26.666	41,97%
PSC	6.240	9,82%
ERC	14.422	22,70%
CUP-G	6.592	10,37%
PP	734	1,15%
VOX	2.113	3,32%
ECP-PEC	1.805	2,84%
Cs	1.073	1,68%
PCTC	74	0,11%
PUM+J	2	0,01%
RECORTES CERO-GV-M	145	0,22%
IZQP	12	0,01%
PDeCAT	2.287	3,60%
MPIC	254	0,39%
PNC	173	0,27%
UEP	1	0,01%

Participació

Catalunya > Osona (Comarca)

PARTICIPACIÓ

2024		61,59%	+1,81%	67.860
2021		59,78%		64.384

ABSTENCIÓ

2024		38,40%	-1,81%	42.307
2021		40,21%		43.302

2024

Vots nuls	0,94%	639	-0,39%
Vots vàlids	99,05%	67.221	+0,39%
Vots candidatures	97,74%	66.330	+0,10%
Vots en blanc	1,31%	891	+0,30%

2021

Vots nuls	1,33%	859
Vots vàlids	98,66%	63.525
Vots candidatures	97,64%	62.870
Vots en blanc	1,01%	655

Catalunya > Pallars Jussà (Comarca)

2024

Candidatures	Vots	%
CAT-JUNTS+	2.114	38,17%
PSC	1.147	20,71%
ERC	933	16,84%
CUP - DT	325	5,86%
ALIANÇA.CAT	277	5,00%
PP	261	4,71%
VOX	184	3,32%
COMUNS SUMAR	124	2,23%
ALHORA	37	0,66%
Cs	15	0,27%
PUM+J	14	0,25%
RECORTES CERO	7	0,12%
FO	7	0,12%
F.N.C.	3	0,05%
PCTC	2	0,03%

2021

Candidatures	Vots	%
JxCat	1.925	34,37%
PSC	918	16,39%
ERC	1.333	23,80%
CUP-G	523	9,33%
PP	97	1,73%
VOX	159	2,83%
ECP-PEC	194	3,46%
Cs	110	1,96%
PUM+J	12	0,21%
RECORTES CERO-GV-M	14	0,25%
FNC	14	0,25%
PCTC	7	0,12%
PDeCAT	188	3,35%
EB	21	0,37%
MPIC	12	0,21%
PNC	8	0,14%
SCAT	1	0,01%

Participació

Catalunya > Pallars Jussà (Comarca)

PARTICIPACIÓ

2024		57,64%	-0,64%	5.618
2021		58,28%		5.715

ABSTENCIÓ

2024		42,35%	+0,64%	4.128
2021		41,71%		4.090

2024

Vots nuls	1,42%	80	-0,59%
Vots vàlids	98,57%	5.538	+0,59%
Vots candidatures	97,00%	5.450	+0,14%
Vots en blanc	1,56%	88	+0,45%

2021

Vots nuls	2,01%	115
Vots vàlids	97,98%	5.600
Vots candidatures	96,86%	5.536
Vots en blanc	1,11%	64

Catalunya > Pallars Sobirà (Comarca)

2024

Candidatures	Vots	%
CAT-JUNTS+	1.221	35,42%
ERC	842	24,42%
PSC	557	16,15%
CUP - DT	339	9,83%
COMUNS SUMAR	114	3,30%
PP	114	3,30%
ALIANÇA.CAT	101	2,93%
VOX	57	1,65%
ALHORA	24	0,69%
FO	6	0,17%
PUM+J	5	0,14%
PCTC	4	0,11%
Cs	3	0,08%
RECORTES CERO	3	0,08%
F.N.C.	0	0%



2021

Candidatures	Vots	%
JxCat	1.074	30,74%
ERC	1.000	28,62%
PSC	334	9,56%
CUP-G	503	14,40%
ECP-PEC	123	3,52%
PP	51	1,46%
VOX	47	1,34%
PUM+J	6	0,17%
PCTC	10	0,28%
Cs	51	1,46%
RECORTES CERO-GV-M	7	0,20%
PDeCAT	206	5,89%
FNC	11	0,31%
EB	9	0,25%
MPIC	7	0,20%
SCAT	3	0,08%
PNC	2	0,05%



Participació

Catalunya > Pallars Sobirà (Comarca)

PARTICIPACIÓ

2024		62,29%	-3,23%	3.511
2021		65,52%		3.589

ABSTENCIÓ

2024		37,70%	+3,23%	2.125
2021		34,47%		1.888

2024

Vots nuls	1,82%	64	-0,85%
Vots vàlids	98,17%	3.447	+0,85%
Vots candidatures	96,55%	3.390	+0,51%
Vots en blanc	1,62%	57	+0,34%

2021

Vots nuls	2,67%	96
Vots vàlids	97,32%	3.493
Vots candidatures	96,04%	3.447
Vots en blanc	1,28%	46

Catalunya > Pla d'Urgell (Comarca)

2024

Candidatures	Vots	%
CAT-JUNTS+	4.931	34,90%
ERC	2.458	17,40%
PSC	2.339	16,55%
ALIANÇA.CAT	1.736	12,28%
PP	907	6,42%
VOX	743	5,25%
CUP - DT	460	3,25%
COMUNS SUMAR	183	1,29%
ALHORA	63	0,44%
FO	18	0,12%
Cs	16	0,11%
PCTC	14	0,09%
PUM+J	12	0,08%
F.N.C.	9	0,06%
RECORTES CERO	8	0,05%

2021

Candidatures	Vots	%
JxCat	4.480	33,19%
ERC	3.971	29,42%
PSC	1.482	10,98%
PP	333	2,46%
VOX	513	3,80%
CUP-G	844	6,25%
ECP-PEC	281	2,08%
Cs	278	2,06%
PCTC	14	0,10%
PUM+J	16	0,11%
FNC	37	0,27%
RECORTES CERO-GV-M	28	0,20%
PDeCAT	892	6,61%
PNC	69	0,51%
EB	38	0,28%
MPIC	27	0,20%
SCAT	6	0,04%



Participació

Catalunya > Pla d'Urgell (Comarca)

PARTICIPACIÓ

2024		58,74%	+2,42%	14.366
2021		56,32%		13.792

ABSTENCIÓ

2024		41,25%	-2,42%	10.088
2021		43,67%		10.695

2024

Vots nuls	1,67%	240	-0,49%
Vots vàlids	98,32%	14.126	+0,49%
Vots candidatures	96,73%	13.897	+0,22%
Vots en blanc	1,59%	229	+0,27%

2021

Vots nuls	2,16%	298
Vots vàlids	97,83%	13.494
Vots candidatures	96,51%	13.311
Vots en blanc	1,32%	183

Catalunya > Pla de l'Estany (Comarca)

2024

Candidatures	Vots	%
CAT-JUNTS+	6.828	45,90%
ERC	2.076	13,95%
PSC	1.631	10,96%
ALIANÇA.CAT	1.465	9,84%
CUP - DT	1.111	7,46%
PP	460	3,09%
COMUNS SUMAR	431	2,89%
VOX	364	2,44%
ALHORA	147	0,98%
PACMA	114	0,76%
FO	17	0,11%
Cs	10	0,06%
PCTC	10	0,06%
RECORTES CERO	10	0,06%
PUM+J	4	0,02%



2021

Candidatures	Vots	%
JxCat	5.886	41,47%
ERC	3.580	25,22%
PSC	1.050	7,39%
CUP-G	1.734	12,21%
PP	169	1,19%
ECP-PEC	434	3,05%
VOX	289	2,03%
Cs	202	1,42%
PCTC	16	0,11%
RECORTES CERO-GV-M	13	0,09%
PUM+J	21	0,14%
PDeCAT	509	3,58%
MPIC	55	0,38%
PNC	32	0,22%
UEP	24	0,16%
ALIANZA C V	5	0,03%



Participació

Catalunya > Pla de l'Estany (Comarca)

PARTICIPACIÓ

2024		65,13%	+0,62%	15.021
2021		64,51%		14.442

ABSTENCIÓ

2024		34,86%	-0,62%	8.040
2021		35,48%		7.944

2024

Vots nuls	0,97%	146	-0,75%
Vots vàlids	99,02%	14.875	+0,75%
Vots candidatures	97,71%	14.678	+0,27%
Vots en blanc	1,31%	197	+0,48%

2021

Vots nuls	1,72%	249
Vots vàlids	98,27%	14.193
Vots candidatures	97,44%	14.073
Vots en blanc	0,83%	120

Resultats Provisionals



100%
Escrutat

Catalunya > Priorat (Comarca)

2024

Candidatures	Vots	%
CAT-JUNTS+	1.595	32,87%
ERC	1.268	26,13%
PSC	679	13,99%
CUP - DT	474	9,77%
ALIANÇA.CAT	223	4,59%
PP	162	3,33%
VOX	148	3,05%
COMUNS SUMAR	146	3,00%
ALHORA	33	0,68%
PACMA	25	0,51%
PCTC	9	0,18%
FO	7	0,14%
PUM+J	6	0,12%
CNV	3	0,06%
Cs	2	0,04%
F.N.C.	2	0,04%
RECORTES CERO	1	0,02%
IZQP - UNIDOS - DEF	1	0,02%

2021

Candidatures	Vots	%
JxCat	1.418	28,65%
ERC	1.648	33,30%
PSC	488	9,86%
CUP-G	725	14,65%
PP	79	1,59%
VOX	106	2,14%
ECP-PEC	141	2,84%
PCTC	6	0,12%
PUM+J	5	0,10%
Cs	68	1,37%
FNC	20	0,40%
RECORTES CERO-GV-M	11	0,22%
PDeCAT	144	2,91%
MPIC	25	0,50%
SOM TERRES DE L'EBRE	16	0,32%
M.C.R.	1	0,02%
UNIDOS SI - DEF - PDSJE - SOMOS ESPAÑA	1	0,02%

Participació

Catalunya > Priorat (Comarca)

PARTICIPACIÓ

2024	<div style="width: 69,56%;"><div style="width: 69,56%;"></div></div>	69,56%	-1,95%	4.927
2021	<div style="width: 71,51%;"><div style="width: 71,51%;"></div></div>	71,51%		5.054

ABSTENCIÓ

2024	<div style="width: 30,43%;"><div style="width: 30,43%;"></div></div>	30,43%	+1,95%	2.156
2021	<div style="width: 28,48%;"><div style="width: 28,48%;"></div></div>	28,48%		2.013

2024

Vots nuls	1,54%	76	-0,55%
Vots vàlids	98,45%	4.851	+0,55%
Vots candidatures	97,09%	4.784	+0,10%
Vots en blanc	1,35%	67	+0,44%

2021

Vots nuls	2,09%	106
Vots vàlids	97,90%	4.948
Vots candidatures	96,99%	4.902
Vots en blanc	0,91%	46

Resultats Provisionals



100%
Escrutat

Catalunya > Ribera d'Ebre (Comarca)

2024

Candidatures	Vots	%
CAT-JUNTS+	2.777	29,21%
ERC	2.402	25,26%
PSC	1.929	20,29%
PP	545	5,73%
CUP - DT	484	5,09%
ALIANÇA.CAT	413	4,34%
VOX	375	3,94%
COMUNS SUMAR	286	3,00%
PACMA	58	0,61%
ALHORA	26	0,27%
PCTC	16	0,16%
Cs	13	0,13%
CNV	11	0,11%
PUM+J	10	0,10%
F.N.C.	7	0,07%
FO	7	0,07%
RECORTES CERO	6	0,06%
IZQP - UNIDOS - DEF	2	0,02%

2021

Candidatures	Vots	%
JxCat	2.477	26,93%
ERC	3.116	33,88%
PSC	1.206	13,11%
PP	236	2,56%
CUP-G	830	9,02%
VOX	306	3,32%
ECP-PEC	299	3,25%
PCTC	8	0,08%
Cs	207	2,25%
PUM+J	14	0,15%
FNC	16	0,17%
RECORTES CERO-GV-M	15	0,16%
PDeCAT	248	2,69%
SOM TERRES DE L'EBRE	77	0,83%
MPIC	30	0,32%
UNIDOS SI - DEF - PDSJE - SOMOS ESPAÑA	9	0,09%
PNC	7	0,07%
M.C.R.	2	0,02%

Participació

Catalunya > Ribera d'Ebre (Comarca)

PARTICIPACIÓ

2024	<div style="width: 62,63%;"><div style="width: 2,93%;"></div></div>	62,63%	+2,93%	9.712
2021	<div style="width: 59,70%;"></div>	59,70%		9.435

ABSTENCIÓ

2024	<div style="width: 37,36%;"><div style="width: -2,93%;"></div></div>	37,36%	-2,93%	5.794
2021	<div style="width: 40,29%;"></div>	40,29%		6.368

2024

Vots nuls	2,12%	206	-0,42%
Vots vàlids	97,87%	9.506	+0,42%
Vots candidatures	96,44%	9.367	-0,04%
Vots en blanc	1,43%	139	+0,46%

2021

Vots nuls	2,54%	240
Vots vàlids	97,45%	9.195
Vots candidatures	96,48%	9.103
Vots en blanc	0,97%	92

Resultats Provisionals



100%
Escrutat

Catalunya > Ripollès (Comarca)

2024

Candidatures	Vots	%
CAT-JUNTS+	3.816	31,13%
ALIANÇA.CAT	3.057	24,93%
PSC	1.860	15,17%
ERC	1.423	11,60%
CUP - DT	635	5,18%
PP	421	3,43%
COMUNS SUMAR	336	2,74%
VOX	322	2,62%
ALHORA	86	0,70%
PACMA	86	0,70%
Cs	21	0,17%
FO	16	0,13%
PCTC	14	0,11%
PUM+J	12	0,09%
RECORTES CERO	7	0,05%

2021

Candidatures	Vots	%
JxCat	4.122	37,98%
PSC	1.289	11,87%
ERC	2.555	23,54%
CUP-G	998	9,19%
PP	141	1,29%
ECP-PEC	350	3,22%
VOX	396	3,64%
Cs	194	1,78%
PCTC	19	0,17%
PUM+J	19	0,17%
RECORTES CERO-GV-M	15	0,13%
PDeCAT	464	4,27%
PNC	45	0,41%
UEP	34	0,31%
MPIC	33	0,30%
ALIANZA C V	1	0,01%

Participació

Catalunya > Ripollès (Comarca)

PARTICIPACIÓ

2024	<div style="width: 63.51%;"><div style="width: 63.51%;"></div></div>	63,51%	+6,25%	12.432
2021	<div style="width: 57.26%;"><div style="width: 57.26%;"></div></div>	57,26%		11.178

ABSTENCIÓ

2024	<div style="width: 36.48%;"><div style="width: 36.48%;"></div></div>	36,48%	-6,25%	7.140
2021	<div style="width: 42.73%;"><div style="width: 42.73%;"></div></div>	42,73%		8.342

2024

Vots nuls	1,39%	174	-1,52%
Vots vàlids	98,60%	12.258	+1,52%
Vots candidatures	97,42%	12.112	+1,35%
Vots en blanc	1,17%	146	+0,16%

2021

Vots nuls	2,91%	326
Vots vàlids	97,08%	10.852
Vots candidatures	96,07%	10.739
Vots en blanc	1,01%	113

Catalunya > Segarra (Comarca)

2024

Candidatures	Vots	%
CAT-JUNTS+	2.736	35,61%
PSC	1.401	18,23%
ERC	1.232	16,03%
ALIANÇA.CAT	642	8,35%
PP	482	6,27%
VOX	394	5,12%
CUP - DT	330	4,29%
COMUNS SUMAR	153	1,99%
ALHORA	74	0,96%
FO	23	0,29%
Cs	19	0,24%
PCTC	8	0,10%
RECORTES CERO	7	0,09%
PUM+J	7	0,09%
F.N.C.	5	0,06%

2021

Candidatures	Vots	%
JxCat	2.340	32,33%
PSC	838	11,58%
ERC	1.978	27,33%
PP	166	2,29%
VOX	314	4,33%
CUP-G	638	8,81%
ECP-PEC	224	3,09%
Cs	160	2,21%
PCTC	9	0,12%
RECORTES CERO-GV-M	17	0,23%
PUM+J	7	0,09%
FNC	19	0,26%
PDeCAT	331	4,57%
EB	41	0,56%
MPIC	14	0,19%
SCAT	9	0,12%
PNC	5	0,06%



Participació

Catalunya > Segarra (Comarca)

PARTICIPACIÓ

2024		59,15%	+2,31%	7.802
2021		56,84%		7.398

ABSTENCIÓ

2024		40,84%	-2,31%	5.387
2021		43,15%		5.616

2024

Vots nuls	1,53%	120	-0,65%
Vots vàlids	98,46%	7.682	+0,65%
Vots candidatures	96,29%	7.513	+0,15%
Vots en blanc	2,16%	169	+0,50%

2021

Vots nuls	2,18%	162
Vots vàlids	97,81%	7.236
Vots candidatures	96,14%	7.113
Vots en blanc	1,66%	123

Resultats Provisionals



99,42%
Escrutat

Catalunya > Segrià (Comarca)

2024

Candidatures	Vots	%
CAT-JUNTS+	19.107	25,17%
PSC	17.817	23,47%
ERC	11.019	14,52%
PP	9.449	12,45%
VOX	6.336	8,34%
ALIANÇA.CAT	5.521	7,27%
CUP - DT	2.510	3,30%
COMUNS SUMAR	1.827	2,40%
Cs	380	0,50%
ALHORA	299	0,39%
FO	184	0,24%
RECORTES CERO	126	0,16%
PUM+J	124	0,16%
PCTC	92	0,12%
F.N.C.	45	0,05%

2021

Candidatures	Vots	%
JxCat	16.781	23,39%
PSC	13.063	18,21%
ERC	17.560	24,48%
PP	3.485	4,85%
VOX	5.474	7,63%
CUP-G	4.422	6,16%
ECP-PEC	2.713	3,78%
Cs	3.183	4,43%
RECORTES CERO-GV-M	209	0,29%
PUM+J	183	0,25%
PCTC	96	0,13%
FNC	155	0,21%
PDeCAT	2.972	4,14%
EB	286	0,39%
MPIC	210	0,29%
SCAT	73	0,10%
PNC	59	0,08%

Participació

Catalunya > Segrià (Comarca)

PARTICIPACIÓ

2024	<div style="width: 54.43%;"><div style="width: 54.43%;"></div></div>	54,43%	+2,43%	76.687
2021	<div style="width: 52.00%;"><div style="width: 52.00%;"></div></div>	52,00%		72.952

ABSTENCIÓ

2024	<div style="width: 45.56%;"><div style="width: 45.56%;"></div></div>	45,56%	-2,43%	64.187
2021	<div style="width: 47.99%;"><div style="width: 47.99%;"></div></div>	47,99%		67.332

2024

Vots nuls	1,04%	803	-0,63%
Vots vàlids	98,95%	75.884	+0,63%
Vots candidatures	97,58%	74.836	+0,33%
Vots en blanc	1,36%	1.048	+0,30%

2021

Vots nuls	1,67%	1.220
Vots vàlids	98,32%	71.732
Vots candidatures	97,25%	70.953
Vots en blanc	1,06%	779

Resultats Provisionals



99,34%
Escrutat

Catalunya > Selva (Comarca)

2024

Candidatures	Vots	%
CAT-JUNTS+	19.892	31,37%
PSC	14.595	23,01%
ERC	8.020	12,64%
PP	4.905	7,73%
VOX	4.681	7,38%
ALIANÇA.CAT	4.045	6,37%
COMUNS SUMAR	2.541	4,00%
CUP - DT	2.419	3,81%
PACMA	777	1,22%
Cs	262	0,41%
ALHORA	213	0,33%
FO	173	0,27%
PCTC	80	0,12%
PUM+J	51	0,08%
RECORTES CERO	39	0,06%
IZQP - UNIDOS - DEF	0	0%

2021

Candidatures	Vots	%
JxCat	16.933	29,57%
PSC	10.473	18,29%
ERC	12.326	21,52%
PP	1.188	2,07%
VOX	3.965	6,92%
ECP-PEC	2.992	5,22%
CUP-G	4.038	7,05%
Cs	2.414	4,21%
PCTC	89	0,15%
PUM+J	87	0,15%
RECORTES CERO-GV-M	146	0,25%
PDeCAT	1.523	2,65%
UEP	114	0,19%
MPIC	108	0,18%
PNC	92	0,16%
ALIANZA C V	45	0,07%
IZQP	25	0,04%

Participació

Catalunya > Selva (Comarca)

PARTICIPACIÓ

2024	<div style="width: 53,85%;"><div style="width: 3,19%;"></div></div>	53,85%	+3,19%	64.058
2021	<div style="width: 50,66%;"></div>	50,66%		58.292

ABSTENCIÓ

2024	<div style="width: 46,14%;"><div style="width: -3,19%;"></div></div>	46,14%	-3,19%	54.879
2021	<div style="width: 49,33%;"></div>	49,33%		56.758

2024

Vots nuls	1,01%	650	-0,76%
Vots vàlids	98,98%	63.408	+0,76%
Vots candidatures	97,86%	62.693	+0,56%
Vots en blanc	1,11%	715	+0,19%

2021

Vots nuls	1,77%	1.034
Vots vàlids	98,22%	57.258
Vots candidatures	97,30%	56.719
Vots en blanc	0,92%	539

Resultats Provisionals



100%
Escrutat

Catalunya > Solsonès (Comarca)

2024

Candidatures	Vots	%
CAT-JUNTS+	2.635	38,85%
ERC	1.119	16,50%
PSC	993	14,64%
ALIANÇA.CAT	621	9,15%
CUP - DT	492	7,25%
PP	379	5,58%
VOX	193	2,84%
COMUNS SUMAR	107	1,57%
ALHORA	58	0,85%
FO	17	0,25%
F.N.C.	10	0,14%
Cs	9	0,13%
PCTC	7	0,10%
PUM+J	5	0,07%
RECORTES CERO	5	0,07%

2021

Candidatures	Vots	%
JxCat	2.308	36,99%
ERC	1.581	25,34%
PSC	591	9,47%
CUP-G	722	11,57%
PP	120	1,92%
VOX	168	2,69%
ECP-PEC	139	2,22%
FNC	26	0,41%
Cs	102	1,63%
PCTC	7	0,11%
PUM+J	11	0,17%
RECORTES CERO-GV-M	3	0,04%
PDeCAT	351	5,62%
EB	18	0,28%
MPIC	14	0,22%
PNC	12	0,19%
SCAT	5	0,08%

Participació

Catalunya > Solsonès (Comarca)

PARTICIPACIÓ

2024	<div style="width: 62,17%;"><div style="width: 62,17%;"></div></div>	62,17%	+4,62%	6.887
2021	<div style="width: 57,55%;"><div style="width: 57,55%;"></div></div>	57,55%		6.378

ABSTENCIÓ

2024	<div style="width: 37,82%;"><div style="width: 37,82%;"></div></div>	37,82%	-4,62%	4.190
2021	<div style="width: 42,44%;"><div style="width: 42,44%;"></div></div>	42,44%		4.704

2024

Vots nuls	1,53%	106	-0,64%
Vots vàlids	98,46%	6.781	+0,64%
Vots candidatures	96,55%	6.650	-0,31%
Vots en blanc	1,90%	131	+0,95%

2021

Vots nuls	2,17%	139
Vots vàlids	97,82%	6.239
Vots candidatures	96,86%	6.178
Vots en blanc	0,95%	61

Resultats Provisionals



97,98%
Escrutat

Catalunya > Tarragonès (Comarca)

2024

Candidatures	Vots	%
PSC	27.498	28,13%
PP	15.825	16,19%
CAT-JUNTS+	15.622	15,98%
VOX	12.406	12,69%
ERC	12.318	12,60%
COMUNS SUMAR	4.355	4,45%
CUP - DT	3.295	3,37%
ALIANÇA.CAT	2.450	2,50%
PACMA	1.213	1,24%
Cs	681	0,69%
FO	386	0,39%
ALHORA	271	0,27%
PCTC	127	0,12%
RECORTES CERO	117	0,11%
CNV	71	0,07%
IZQP - UNIDOS - DEF	67	0,06%
PUM+J	60	0,06%
F.N.C.	28	0,02%

2021

Candidatures	Vots	%
PSC	21.386	24,53%
PP	5.548	6,36%
JxCat	12.425	14,25%
VOX	11.261	12,91%
ERC	16.941	19,43%
ECP-PEC	5.014	5,75%
CUP-G	4.517	5,18%
Cs	6.312	7,24%
PCTC	142	0,16%
RECORTES CERO-GV-M	357	0,40%
PUM+J	202	0,23%
FNC	126	0,14%
PDeCAT	1.738	1,99%
UNIDOS SI - DEF - PDSJE - SOMOS ESPAÑA	173	0,19%
SOM TERRES DE L'EBRE	96	0,11%
MPIC	91	0,10%
PNC	79	0,09%
M.C.R.	46	0,05%

Participació

Catalunya > Tarragonès (Comarca)

PARTICIPACIÓ

2024	<div style="width: 55,56%;"><div style="width: 4,71%;"></div></div>	55,56%	+4,71%	98.584
2021	<div style="width: 50,85%;"></div>	50,85%		88.582

ABSTENCIÓ

2024	<div style="width: 44,43%;"><div style="width: -4,71%;"></div></div>	44,43%	-4,71%	78.848
2021	<div style="width: 49,14%;"></div>	49,14%		85.618

2024

Vots nuls	0,85%	842	-0,74%
Vots vàlids	99,14%	97.742	+0,74%
Vots candidatures	98,18%	96.790	+0,59%
Vots en blanc	0,96%	952	+0,16%

2021

Vots nuls	1,59%	1.414
Vots vàlids	98,40%	87.168
Vots candidatures	97,59%	86.454
Vots en blanc	0,80%	714

Resultats Provisionals



100%
Escrutat

Catalunya > Terra Alta (Comarca)

2024

Candidatures	Vots	%
CAT-JUNTS+	1.469	27,90%
ERC	1.227	23,30%
PSC	1.224	23,25%
PP	499	9,47%
VOX	244	4,63%
CUP - DT	226	4,29%
COMUNS SUMAR	125	2,37%
ALIANÇA.CAT	109	2,07%
PACMA	21	0,39%
ALHORA	15	0,28%
Cs	11	0,20%
RECORTES CERO	5	0,09%
CNV	5	0,09%
FO	5	0,09%
PUM+J	4	0,07%
F.N.C.	2	0,03%
PCTC	2	0,03%
IZQP - UNIDOS - DEF	2	0,03%

2021

Candidatures	Vots	%
JxCat	1.203	23,09%
ERC	1.594	30,60%
PSC	788	15,12%
PP	236	4,53%
VOX	234	4,49%
CUP-G	421	8,08%
ECP-PEC	194	3,72%
Cs	99	1,90%
RECORTES CERO-GV-M	4	0,07%
PUM+J	3	0,05%
FNC	9	0,17%
PCTC	2	0,03%
PDeCAT	320	6,14%
SOM TERRES DE L'EBRE	32	0,61%
UNIDOS SI - DEF - PDSJE - SOMOS ESPAÑA	6	0,11%
MPIC	2	0,03%
PNC	2	0,03%

Participació

Catalunya > Terra Alta (Comarca)

PARTICIPACIÓ

2024	<div style="width: 63,86%;"><div style="width: 2,14%;"></div></div>	63,86%	+2,14%	5.374
2021	<div style="width: 61,72%;"></div>	61,72%		5.339

ABSTENCIÓ

2024	<div style="width: 36,13%;"><div style="width: 2,14%;"></div></div>	36,13%	-2,14%	3.040
2021	<div style="width: 38,27%;"></div>	38,27%		3.311

2024

Vots nuls	2,04%	110	-0,39%
Vots vàlids	97,95%	5.264	+0,39%
Vots candidatures	96,66%	5.195	+0,22%
Vots en blanc	1,28%	69	+0,16%

2021

Vots nuls	2,43%	130
Vots vàlids	97,56%	5.209
Vots candidatures	96,44%	5.149
Vots en blanc	1,12%	60

Catalunya > Urgell (Comarca)

2024

Candidatures	Vots	%
CAT-JUNTS+	5.310	37,73%
ERC	2.384	16,94%
PSC	2.205	15,66%
ALIANÇA.CAT	1.372	9,74%
PP	775	5,50%
CUP - DT	667	4,73%
VOX	613	4,35%
COMUNS SUMAR	269	1,91%
ALHORA	85	0,60%
Cs	26	0,18%
PCTC	25	0,17%
FO	24	0,17%
PUM+J	18	0,12%
F.N.C.	14	0,09%
RECORTES CERO	13	0,09%



2021

Candidatures	Vots	%
JxCat	4.872	35,30%
ERC	3.945	28,59%
PSC	1.439	10,42%
PP	300	2,17%
CUP-G	1.137	8,24%
VOX	499	3,61%
ECP-PEC	342	2,47%
Cs	270	1,95%
PCTC	21	0,15%
PUM+J	14	0,10%
FNC	33	0,23%
RECORTES CERO-GV-M	12	0,08%
PDeCAT	591	4,28%
EB	68	0,49%
MPIC	38	0,27%
PNC	10	0,07%
SCAT	7	0,05%



Participació

Catalunya > Urgell (Comarca)

PARTICIPACIÓ

2024		56,76% +0,26%	14.258
2021		56,50%	14.031

ABSTENCIÓ

2024		43,23% -0,26%	10.861
2021		43,49%	10.801

2024

Vots nuls	1,29%	185	-0,37%
Vots vàlids	98,70%	14.073	+0,37%
Vots candidatures	96,78%	13.800	-0,14%
Vots en blanc	1,91%	273	+0,50%

2021

Vots nuls	1,66%	233
Vots vàlids	98,33%	13.798
Vots candidatures	96,92%	13.600
Vots en blanc	1,41%	198

Resultats Provisionals



99,87%
Escrutat

Catalunya > Vallès Occidental (Comarca)

2024

Candidatures	Vots	%
PSC	121.000	30,72%
CAT-JUNTS+	70.399	17,87%
ERC	52.090	13,22%
PP	43.091	10,94%
VOX	39.651	10,06%
COMUNS SUMAR	24.401	6,19%
CUP - DT	14.471	3,67%
ALIANÇA.CAT	10.053	2,55%
PACMA	5.261	1,33%
Cs	3.916	0,99%
FO	1.643	0,41%
ALHORA	1.546	0,39%
PCTC	603	0,15%
RECORTES CERO	430	0,10%
PUM+J	354	0,08%
IZQP - UNIDOS - DEF	330	0,08%

2021

Candidatures	Vots	%
PSC	90.693	25,83%
JxCat	58.520	16,66%
ERC	71.114	20,25%
PP	12.722	3,62%
VOX	31.003	8,83%
ECP-PEC	27.635	7,87%
CUP-G	20.116	5,72%
Cs	23.120	6,58%
PCTC	636	0,18%
RECORTES CERO-GV-M	2.033	0,57%
IZQP	348	0,09%
PDeCAT	8.522	2,42%
MPIC	625	0,17%
PNC	527	0,15%

Participació

Catalunya > Vallès Occidental (Comarca)

PARTICIPACIÓ

2024		58,00%	+4,93%	396.837
2021		53,07%		355.599

ABSTENCIÓ

2024		41,99%	-4,93%	287.312
2021		46,92%		314.384

2024

Vots nuls	0,74%	2.957	-0,53%
Vots vàlids	99,25%	393.880	+0,53%
Vots candidatures	98,08%	389.239	+0,20%
Vots en blanc	1,16%	4.641	+0,32%

2021

Vots nuls	1,27%	4.527
Vots vàlids	98,72%	351.072
Vots candidatures	97,88%	348.072
Vots en blanc	0,84%	3.000

Resultats Provisionals



99,77%
Escrutat

Catalunya > Vallès Oriental (Comarca)

2024

Candidatures	Vots	%
PSC	52.379	29,29%
CAT-JUNTS+	39.812	22,26%
ERC	25.501	14,26%
PP	16.712	9,34%
VOX	13.787	7,71%
COMUNS SUMAR	9.939	5,55%
CUP - DT	7.360	4,11%
ALIANÇA.CAT	5.414	3,02%
PACMA	2.344	1,31%
Cs	1.243	0,69%
ALHORA	893	0,49%
FO	564	0,31%
PCTC	243	0,13%
RECORTES CERO	187	0,10%
PUM+J	153	0,08%
IZQP - UNIDOS - DEF	85	0,04%

2021

Candidatures	Vots	%
PSC	38.527	24,02%
JxCat	32.501	20,26%
ERC	35.893	22,37%
PP	4.790	2,98%
VOX	11.669	7,27%
ECP-PEC	10.743	6,69%
CUP-G	10.520	6,55%
Cs	8.880	5,53%
PCTC	289	0,18%
RECORTES CERO-GV-M	843	0,52%
IZQP	145	0,09%
PDeCAT	3.374	2,10%
MPIC	375	0,23%
PNC	187	0,11%

Participació

Catalunya > Vallès Oriental (Comarca)

PARTICIPACIÓ

2024		57,55%	+4,09%	180.401
2021		53,46%		162.844

ABSTENCIÓ

2024		42,44%	-4,09%	133.060
2021		46,53%		141.743

2024

Vots nuls	0,90%	1.625	-0,61%
Vots vàlids	99,09%	178.776	+0,61%
Vots candidatures	97,90%	176.616	+0,26%
Vots en blanc	1,19%	2.160	+0,35%

2021

Vots nuls	1,51%	2.464
Vots vàlids	98,48%	160.380
Vots candidatures	97,64%	159.007
Vots en blanc	0,84%	1.373

Resultats Provisionals



99,57%
Escrutat

Catalunya > Municipis de Barcelona

	Abrera		Aguilar de Segarra		Aiguafreda		Alella		Alpens	
Escrutat		100%		100%		100%		100%		100%
Total votants	5.643	58,17%	161	71,23%	1.239	60,35%	4.629	63,24%	165	77,46%
Abstenció	4.057	41,82%	65	28,76%	814	39,64%	2.690	36,75%	48	22,53%
Vots nuls	59	1,04%	1	0,62%	11	0,88%	29	0,62%	1	0,60%
Vots en blanc	71	1,25%	1	0,62%	15	1,21%	48	1,03%	2	1,21%
PSC	2.097	37,55%	13	8,12%	216	17,58%	940	20,43%	19	11,58%
CAT-JUNTS+	482	8,63%	70	43,75%	449	36,56%	1.465	31,84%	80	48,78%
ERC	671	12,01%	14	8,75%	213	17,34%	694	15,08%	28	17,07%
PP	653	11,69%	1	0,62%	62	5,04%	593	12,89%	1	0,60%
VOX	807	14,45%	1	0,62%	53	4,31%	270	5,86%	0	0%
COMUNS SUMAR	397	7,10%	10	6,25%	55	4,47%	170	3,69%	6	3,65%
CUP - DT	121	2,16%	27	16,87%	64	5,21%	147	3,19%	9	5,48%
ALIANÇA.CAT	91	1,62%	17	10,62%	72	5,86%	158	3,43%	18	10,97%
PACMA	78	1,39%	0	0%	11	0,89%	35	0,76%	1	0,60%
Cs	56	1,00%	1	0,62%	3	0,24%	30	0,65%	0	0%
ALHORA	11	0,19%	4	2,50%	4	0,32%	41	0,89%	0	0%
FO	27	0,48%	0	0%	4	0,32%	2	0,04%	0	0%
PCTC	8	0,14%	1	0,62%	4	0,32%	2	0,04%	0	0%
RECORTES CERO	6	0,10%	0	0%	2	0,16%	0	0%	0	0%
PUM+J	4	0,07%	0	0%	1	0,08%	3	0,06%	0	0%
IZQP - UNIDOS - DEF	4	0,07%	0	0%	0	0%	2	0,04%	0	0%

	Ametlla del Vallès, l'		Arenys de Mar		Arenys de Munt		Argentona		Argençola	
Escrutat		100%		100%		100%		100%		100%
Total votants	4.257	59,73%	7.219	59,10%	4.299	59,60%	5.911	59,74%	110	61,11%
Abstenció	2.870	40,26%	4.994	40,89%	2.914	40,39%	3.982	40,25%	70	38,88%
Vots nuls	25	0,58%	70	0,96%	57	1,32%	64	1,08%	1	0,90%
Vots en blanc	38	0,89%	67	0,92%	46	1,07%	94	1,59%	0	0%
PSC	781	18,45%	1.488	20,81%	600	14,14%	1.145	19,58%	8	7,33%
CAT-JUNTS+	1.579	37,31%	2.462	34,43%	1.571	37,03%	1.742	29,79%	39	35,77%
ERC	576	13,61%	969	13,55%	816	19,23%	830	14,19%	13	11,92%
PP	370	8,74%	619	8,65%	193	4,54%	568	9,71%	4	3,66%
VOX	256	6,04%	326	4,56%	205	4,83%	407	6,96%	8	7,33%
COMUNS SUMAR	170	4,01%	355	4,96%	168	3,96%	272	4,65%	3	2,75%
CUP - DT	145	3,42%	317	4,43%	246	5,79%	326	5,57%	17	15,59%
ALIANÇA.CAT	191	4,51%	354	4,95%	282	6,64%	291	4,97%	15	13,76%
PACMA	45	1,06%	86	1,20%	51	1,20%	73	1,24%	1	0,91%
Cs	25	0,59%	25	0,34%	13	0,30%	33	0,56%	0	0%
ALHORA	40	0,94%	50	0,69%	31	0,73%	41	0,70%	0	0%
FO	5	0,11%	15	0,20%	7	0,16%	15	0,25%	0	0%
PCTC	4	0,09%	6	0,08%	5	0,11%	2	0,03%	1	0,91%
RECORTES CERO	2	0,04%	4	0,05%	3	0,07%	2	0,03%	0	0%
PUM+J	5	0,11%	3	0,04%	5	0,11%	6	0,10%	0	0%
IZQP - UNIDOS - DEF	0	0%	3	0,04%	0	0%	0	0%	0	0%

Resultats Provisionals



99,57%
Escrutat

Catalunya > Municipis de Barcelona

	Artés		Avinyonet del Penedès		Avinyó		Avià		Badalona	
Escrutat		100%		100%		100%		100%		98,22%
Total votants	2.661	60,71%	811	60,07%	1.102	63,36%	1.127	63,92%	82.416	53,97%
Abstenció	1.722	39,28%	539	39,92%	637	36,63%	636	36,07%	70.289	46,02%
Vots nuls	36	1,35%	4	0,49%	22	1,99%	17	1,50%	591	0,71%
Vots en blanc	29	1,08%	9	1,10%	15	1,36%	20	1,77%	925	1,12%
PSC	441	16,80%	133	16,48%	159	14,72%	107	9,63%	28.758	35,14%
CAT-JUNTS+	843	32,11%	323	40,02%	455	42,12%	481	43,33%	10.490	12,82%
ERC	416	15,84%	120	14,86%	184	17,03%	189	17,02%	10.045	12,27%
PP	110	4,19%	27	3,34%	31	2,87%	27	2,43%	13.011	15,90%
VOX	160	6,09%	53	6,56%	26	2,40%	12	1,08%	7.336	8,96%
COMUNS SUMAR	78	2,97%	31	3,84%	21	1,94%	19	1,71%	5.020	6,13%
CUP - DT	173	6,59%	37	4,58%	66	6,11%	102	9,18%	2.035	2,48%
ALIANÇA.CAT	277	10,55%	48	5,94%	102	9,44%	131	11,80%	1.496	1,82%
PACMA	20	0,76%	11	1,36%	9	0,83%	5	0,45%	1.144	1,39%
Cs	43	1,63%	4	0,49%	0	0%	3	0,27%	649	0,79%
ALHORA	19	0,72%	8	0,99%	7	0,64%	11	0,99%	225	0,27%
FO	9	0,34%	0	0%	4	0,37%	0	0%	355	0,43%
PCTC	6	0,22%	0	0%	1	0,09%	1	0,09%	111	0,13%
RECORTES CERO	0	0%	1	0,12%	0	0%	0	0%	129	0,15%
PUM+J	1	0,03%	1	0,12%	0	0%	1	0,09%	55	0,06%
IZQP - UNIDOS - DEF	0	0%	1	0,12%	0	0%	1	0,09%	41	0,05%

	Badia del Vallès		Bagà		Balenyà		Balsareny		Barberà del Vallès	
Escrutat		100%		100%		100%		100%		100%
Total votants	5.059	49,32%	1.170	63,89%	1.656	56,61%	1.499	56,99%	14.510	57,73%
Abstenció	5.198	50,67%	661	36,10%	1.269	43,38%	1.131	43,00%	10.621	42,26%
Vots nuls	38	0,75%	19	1,62%	13	0,78%	23	1,53%	130	0,89%
Vots en blanc	69	1,36%	11	0,94%	22	1,32%	28	1,86%	165	1,13%
PSC	2.200	43,81%	284	24,67%	340	20,69%	323	21,88%	5.599	38,93%
CAT-JUNTS+	201	4,00%	375	32,58%	611	37,18%	402	27,23%	1.156	8,03%
ERC	443	8,82%	189	16,42%	235	14,30%	259	17,54%	1.746	12,14%
PP	659	13,12%	50	4,34%	67	4,07%	86	5,82%	1.984	13,79%
VOX	717	14,28%	40	3,47%	89	5,41%	112	7,58%	1.557	10,82%
COMUNS SUMAR	323	6,43%	35	3,04%	68	4,13%	59	3,99%	1.051	7,30%
CUP - DT	94	1,87%	81	7,03%	69	4,19%	71	4,81%	359	2,49%
ALIANÇA.CAT	43	0,85%	57	4,95%	93	5,66%	99	6,70%	213	1,48%
PACMA	86	1,71%	10	0,86%	16	0,97%	17	1,15%	181	1,25%
Cs	112	2,23%	2	0,17%	9	0,54%	4	0,27%	212	1,47%
ALHORA	8	0,15%	5	0,43%	13	0,79%	4	0,27%	24	0,16%
FO	39	0,77%	3	0,26%	4	0,24%	7	0,47%	84	0,58%
PCTC	14	0,27%	7	0,60%	2	0,12%	4	0,27%	9	0,06%
RECORTES CERO	5	0,09%	0	0%	3	0,18%	0	0%	22	0,15%
PUM+J	3	0,05%	1	0,08%	2	0,12%	1	0,06%	13	0,09%
IZQP - UNIDOS - DEF	5	0,09%	1	0,08%	0	0%	0	0%	5	0,03%

Resultats Provisionals



99,57%
Escrutat

Catalunya > Municipis de Barcelona

	Barcelona		Begues		Bellprat		Berga		Bigues i Riells del Fai	
Escrutat		99,12%		100%		100%		100%		100%
Total votants	662.375	61,36%	3.599	65,21%	40	63,49%	6.924	56,48%	4.261	54,57%
Abstenció	417.088	38,63%	1.920	34,78%	23	36,50%	5.335	43,51%	3.547	45,42%
Vots nuls	3.651	0,55%	34	0,94%	0	0%	65	0,93%	47	1,10%
Vots en blanc	6.059	0,91%	43	1,19%	2	5,00%	89	1,28%	55	1,29%
PSC	183.739	27,89%	874	24,51%	3	7,50%	1.147	16,72%	985	23,37%
CAT-JUNTS+	129.696	19,68%	909	25,49%	16	40,00%	2.675	38,99%	981	23,27%
ERC	85.169	12,92%	609	17,08%	10	25,00%	927	13,51%	821	19,48%
PP	90.565	13,74%	349	9,78%	0	0%	267	3,89%	399	9,46%
VOX	41.081	6,23%	215	6,03%	0	0%	215	3,13%	352	8,35%
COMUNS SUMAR	58.774	8,92%	206	5,77%	0	0%	157	2,28%	171	4,05%
CUP - DT	30.773	4,67%	185	5,18%	5	12,50%	543	7,91%	167	3,96%
ALIANÇA.CAT	13.650	2,07%	90	2,52%	2	5,00%	726	10,58%	136	3,22%
PACMA	6.656	1,01%	39	1,09%	1	2,50%	36	0,52%	78	1,85%
Cs	4.944	0,75%	22	0,61%	0	0%	9	0,13%	31	0,73%
ALHORA	3.702	0,56%	12	0,33%	0	0%	52	0,75%	13	0,30%
FO	1.677	0,25%	7	0,19%	1	2,50%	5	0,07%	9	0,21%
PCTC	768	0,11%	0	0%	0	0%	5	0,07%	5	0,11%
RECORTES CERO	630	0,09%	2	0,05%	0	0%	1	0,01%	5	0,11%
PUM+J	534	0,08%	3	0,08%	0	0%	2	0,02%	4	0,09%
IZQP - UNIDOS - DEF	307	0,04%	0	0%	0	0%	3	0,04%	2	0,04%

	Borredà		Bruc, el		Brull, el		Cabanyes, les		Cabrera d'Anoia	
Escrutat		100%		100%		100%		100%		100%
Total votants	220	65,47%	1.048	59,51%	150	68,18%	545	70,05%	627	46,72%
Abstenció	116	34,52%	713	40,48%	70	31,81%	233	29,94%	715	53,27%
Vots nuls	0	0%	7	0,66%	0	0%	6	1,10%	8	1,27%
Vots en blanc	4	1,81%	12	1,14%	1	0,66%	4	0,73%	6	0,95%
PSC	40	18,18%	217	20,84%	10	6,66%	100	18,55%	177	28,59%
CAT-JUNTS+	91	41,36%	256	24,59%	83	55,33%	191	35,43%	96	15,50%
ERC	27	12,27%	190	18,25%	12	8,00%	97	17,99%	101	16,31%
PP	5	2,27%	79	7,58%	9	6,00%	30	5,56%	77	12,43%
VOX	4	1,81%	86	8,26%	0	0%	26	4,82%	78	12,60%
COMUNS SUMAR	5	2,27%	61	5,85%	5	3,33%	20	3,71%	33	5,33%
CUP - DT	21	9,54%	74	7,10%	12	8,00%	42	7,79%	15	2,42%
ALIANÇA.CAT	20	9,09%	33	3,17%	15	10,00%	17	3,15%	13	2,10%
PACMA	3	1,36%	17	1,63%	1	0,66%	1	0,18%	18	2,90%
Cs	0	0%	1	0,09%	0	0%	1	0,18%	1	0,16%
ALHORA	0	0%	4	0,38%	2	1,33%	6	1,11%	0	0%
FO	0	0%	6	0,57%	0	0%	2	0,37%	3	0,48%
PCTC	0	0%	4	0,38%	0	0%	0	0%	0	0%
RECORTES CERO	0	0%	0	0%	0	0%	0	0%	0	0%
PUM+J	0	0%	0	0%	0	0%	2	0,37%	0	0%
IZQP - UNIDOS - DEF	0	0%	1	0,09%	0	0%	0	0%	1	0,16%

Resultats Provisionals



99,57%
Escrutat

Catalunya > Municipis de Barcelona

	Cabrera de Mar		Cabrils		Calaf		Calders		Caldes d'Estrac	
Escrutat		100%		100%		100%		100%		100%
Total votants	2.548	67,37%	3.506	64,18%	1.441	62,54%	614	70,98%	1.328	58,70%
Abstenció	1.234	32,62%	1.956	35,81%	863	37,45%	251	29,01%	934	41,29%
Vots nuls	16	0,62%	16	0,45%	23	1,59%	4	0,65%	7	0,52%
Vots en blanc	41	1,60%	55	1,56%	15	1,04%	7	1,14%	15	1,12%
PSC	488	19,27%	638	18,28%	303	21,36%	66	10,81%	312	23,61%
CAT-JUNTS+	990	39,09%	1.279	36,64%	480	33,85%	245	40,16%	431	32,62%
ERC	280	11,05%	506	14,49%	223	15,72%	100	16,39%	196	14,83%
PP	306	12,08%	335	9,59%	100	7,05%	25	4,09%	129	9,76%
VOX	107	4,22%	195	5,58%	58	4,09%	17	2,78%	60	4,54%
COMUNS SUMAR	76	3,00%	137	3,92%	34	2,39%	13	2,13%	72	5,45%
CUP - DT	79	3,12%	118	3,38%	47	3,31%	62	10,16%	38	2,87%
ALIANÇA.CAT	93	3,67%	159	4,55%	136	9,59%	62	10,16%	44	3,33%
PACMA	29	1,14%	34	0,97%	12	0,84%	7	1,14%	13	0,98%
Cs	12	0,47%	8	0,22%	4	0,28%	1	0,16%	3	0,22%
ALHORA	20	0,78%	14	0,40%	2	0,14%	3	0,49%	2	0,15%
FO	9	0,35%	3	0,08%	1	0,07%	0	0%	4	0,30%
PCTC	0	0%	2	0,05%	2	0,14%	0	0%	0	0%
RECORTES CERO	0	0%	2	0,05%	1	0,07%	2	0,32%	0	0%
PUM+J	1	0,03%	4	0,11%	0	0%	0	0%	1	0,07%
IZQP - UNIDOS - DEF	1	0,03%	1	0,02%	0	0%	0	0%	1	0,07%

	Caldes de Montbui		Calella		Caldetenes		Callús		Calonge de Segarra	
Escrutat		100%		100%		100%		100%		100%
Total votants	8.071	58,81%	7.528	56,35%	1.337	65,73%	965	61,30%	101	66,44%
Abstenció	5.652	41,18%	5.829	43,64%	697	34,26%	609	38,69%	51	33,55%
Vots nuls	70	0,86%	44	0,58%	14	1,04%	6	0,62%	2	1,98%
Vots en blanc	97	1,20%	86	1,14%	19	1,42%	19	1,96%	0	0%
PSC	1.992	24,89%	1.634	21,83%	131	9,90%	144	15,01%	13	13,13%
CAT-JUNTS+	2.110	26,37%	2.045	27,32%	638	48,22%	329	34,30%	56	56,56%
ERC	1.321	16,51%	1.327	17,73%	164	12,39%	165	17,20%	12	12,12%
PP	685	8,56%	685	9,15%	27	2,04%	35	3,64%	1	1,01%
VOX	526	6,57%	539	7,20%	33	2,49%	61	6,36%	6	6,06%
COMUNS SUMAR	363	4,53%	302	4,03%	24	1,81%	23	2,39%	1	1,01%
CUP - DT	416	5,19%	226	3,01%	94	7,10%	47	4,90%	0	0%
ALIANÇA.CAT	280	3,49%	442	5,90%	157	11,86%	113	11,78%	9	9,09%
PACMA	87	1,08%	94	1,25%	11	0,83%	8	0,83%	0	0%
Cs	26	0,32%	34	0,45%	3	0,22%	0	0%	0	0%
ALHORA	53	0,66%	31	0,41%	19	1,43%	10	1,04%	0	0%
FO	13	0,16%	12	0,16%	0	0%	1	0,10%	0	0%
PCTC	10	0,12%	9	0,12%	3	0,22%	2	0,20%	1	1,01%
RECORTES CERO	12	0,14%	9	0,12%	0	0%	0	0%	0	0%
PUM+J	5	0,06%	4	0,05%	0	0%	0	0%	0	0%
IZQP - UNIDOS - DEF	5	0,06%	5	0,06%	0	0%	2	0,20%	0	0%

Resultats Provisionals



99,57%
Escrutat

Catalunya > Municipis de Barcelona

	Campins		Canet de Mar		Canovelles		Canyelles		Capellades	
Escrutat		100%		100%		100%		100%		100%
Total votants	311	66,88%	6.455	56,71%	5.411	49,53%	2.048	51,79%	2.417	56,81%
Abstenció	154	33,11%	4.926	43,28%	5.512	50,46%	1.906	48,20%	1.837	43,18%
Vots nuls	0	0%	45	0,69%	55	1,01%	20	0,97%	27	1,11%
Vots en blanc	3	0,96%	67	1,03%	52	0,96%	22	1,07%	22	0,91%
PSC	45	14,46%	1.410	21,99%	2.207	41,20%	582	28,69%	653	27,32%
CAT-JUNTS+	119	38,26%	1.887	29,43%	596	11,12%	398	19,62%	577	24,14%
ERC	48	15,43%	1.089	16,98%	522	9,74%	259	12,77%	409	17,11%
PP	19	6,10%	506	7,89%	658	12,28%	215	10,60%	156	6,52%
VOX	5	1,60%	376	5,86%	703	13,12%	226	11,14%	138	5,77%
COMUNS SUMAR	30	9,64%	338	5,27%	233	4,35%	115	5,67%	100	4,18%
CUP - DT	28	9,00%	257	4,00%	87	1,62%	56	2,76%	191	7,99%
ALIANÇA.CAT	7	2,25%	289	4,50%	115	2,14%	71	3,50%	73	3,05%
PACMA	4	1,28%	89	1,38%	70	1,30%	32	1,57%	23	0,96%
Cs	0	0%	26	0,40%	54	1,00%	32	1,57%	27	1,12%
ALHORA	1	0,32%	34	0,53%	10	0,18%	8	0,39%	8	0,33%
FO	0	0%	23	0,35%	23	0,42%	5	0,24%	6	0,25%
PCTC	0	0%	9	0,14%	9	0,16%	2	0,09%	3	0,12%
RECORTES CERO	0	0%	3	0,04%	9	0,16%	3	0,14%	1	0,04%
PUM+J	1	0,32%	6	0,09%	1	0,01%	1	0,04%	2	0,08%
IZQP - UNIDOS - DEF	1	0,32%	1	0,01%	7	0,13%	1	0,04%	1	0,04%

	Capolat		Cardedeu		Cardona		Carme		Casserres	
Escrutat		100%		100%		100%		100%		100%
Total votants	48	66,66%	9.042	63,15%	2.090	57,68%	396	64,39%	759	57,58%
Abstenció	24	33,33%	5.276	36,84%	1.533	42,31%	219	35,60%	559	42,41%
Vots nuls	0	0%	71	0,78%	37	1,77%	1	0,25%	12	1,58%
Vots en blanc	0	0%	127	1,40%	35	1,67%	4	1,01%	11	1,44%
PSC	4	8,33%	2.029	22,61%	611	29,76%	61	15,44%	81	10,84%
CAT-JUNTS+	23	47,91%	2.541	28,32%	429	20,89%	160	40,50%	327	43,77%
ERC	5	10,41%	1.296	14,44%	424	20,65%	78	19,74%	91	12,18%
PP	0	0%	598	6,66%	169	8,23%	18	4,55%	16	2,14%
VOX	0	0%	458	5,10%	106	5,16%	15	3,79%	18	2,40%
COMUNS SUMAR	1	2,08%	636	7,08%	49	2,38%	8	2,02%	21	2,81%
CUP - DT	9	18,75%	726	8,09%	81	3,94%	25	6,32%	74	9,90%
ALIANÇA.CAT	6	12,50%	281	3,13%	115	5,60%	17	4,30%	95	12,71%
PACMA	0	0%	96	1,07%	13	0,63%	1	0,25%	4	0,53%
Cs	0	0%	54	0,60%	6	0,29%	1	0,25%	0	0%
ALHORA	0	0%	77	0,85%	8	0,38%	4	1,01%	8	1,07%
FO	0	0%	30	0,33%	3	0,14%	0	0%	0	0%
PCTC	0	0%	9	0,10%	0	0%	1	0,25%	0	0%
RECORTES CERO	0	0%	4	0,04%	2	0,09%	1	0,25%	1	0,13%
PUM+J	0	0%	9	0,10%	1	0,04%	1	0,25%	0	0%
IZQP - UNIDOS - DEF	0	0%	0	0%	1	0,04%	0	0%	0	0%

Resultats Provisionals



99,57%
Escrutat

Catalunya > Municipis de Barcelona

	Castell de l'Areny		Castellar de n'Hug		Castellar del Riu		Castellar del Vallès		Castellbell i el Vilar	
Escrutat		100%		100%		100%		100%		100%
Total votants	48	75,00%	103	69,59%	88	68,75%	11.760	59,35%	1.544	48,61%
Abstenció	16	25,00%	45	30,40%	40	31,25%	8.052	40,64%	1.632	51,38%
Vots nuls	0	0%	0	0%	1	1,13%	121	1,02%	19	1,23%
Vots en blanc	1	2,08%	1	0,97%	4	4,54%	135	1,14%	20	1,29%
PSC	3	6,25%	8	7,76%	4	4,59%	3.218	27,64%	397	26,03%
CAT-JUNTS+	19	39,58%	39	37,86%	49	56,32%	2.732	23,47%	388	25,44%
ERC	6	12,50%	14	13,59%	13	14,94%	1.850	15,89%	239	15,67%
PP	2	4,16%	1	0,97%	0	0%	949	8,15%	98	6,42%
VOX	0	0%	2	1,94%	3	3,44%	1.000	8,59%	174	11,40%
COMUNS SUMAR	6	12,50%	0	0%	0	0%	597	5,12%	64	4,19%
CUP - DT	4	8,33%	5	4,85%	3	3,44%	462	3,96%	52	3,40%
ALIANÇA.CAT	6	12,50%	26	25,24%	10	11,49%	363	3,11%	57	3,73%
PACMA	0	0%	2	1,94%	0	0%	142	1,22%	18	1,18%
Cs	0	0%	3	2,91%	0	0%	83	0,71%	2	0,13%
ALHORA	1	2,08%	2	1,94%	0	0%	43	0,36%	4	0,26%
FO	0	0%	0	0%	1	1,14%	28	0,24%	7	0,45%
PCTC	0	0%	0	0%	0	0%	14	0,12%	1	0,06%
RECORTES CERO	0	0%	0	0%	0	0%	11	0,09%	2	0,13%
PUM+J	0	0%	0	0%	0	0%	5	0,04%	2	0,13%
IZQP - UNIDOS - DEF	0	0%	0	0%	0	0%	7	0,06%	0	0%

	Castellbisbal		Castellcir		Castelldefels		Castellet i la Gornal		Castellfollit de Riubregós	
Escrutat		100%		100%		100%		100%		100%
Total votants	5.853	60,03%	363	61,31%	24.744	56,58%	1.076	53,66%	97	76,98%
Abstenció	3.897	39,96%	229	38,68%	18.985	43,41%	929	46,33%	29	23,01%
Vots nuls	69	1,17%	0	0%	174	0,70%	13	1,20%	5	5,15%
Vots en blanc	70	1,19%	8	2,20%	284	1,14%	10	0,92%	1	1,03%
PSC	1.697	29,33%	38	10,46%	7.813	31,79%	318	29,91%	10	10,86%
CAT-JUNTS+	977	16,89%	127	34,98%	3.114	12,67%	194	18,25%	47	51,08%
ERC	894	15,45%	84	23,14%	2.716	11,05%	176	16,55%	10	10,86%
PP	576	9,95%	12	3,30%	5.102	20,76%	73	6,86%	9	9,78%
VOX	630	10,89%	29	7,98%	2.250	9,15%	125	11,75%	1	1,08%
COMUNS SUMAR	354	6,12%	19	5,23%	1.539	6,26%	40	3,76%	2	2,17%
CUP - DT	208	3,59%	23	6,33%	497	2,02%	47	4,42%	7	7,60%
ALIANÇA.CAT	144	2,48%	14	3,85%	376	1,53%	43	4,04%	5	5,43%
PACMA	94	1,62%	3	0,82%	342	1,39%	13	1,22%	0	0%
Cs	63	1,08%	1	0,27%	313	1,27%	5	0,47%	0	0%
ALHORA	28	0,48%	3	0,82%	63	0,25%	6	0,56%	0	0%
FO	26	0,44%	0	0%	70	0,28%	9	0,84%	0	0%
PCTC	7	0,12%	0	0%	20	0,08%	3	0,28%	0	0%
RECORTES CERO	7	0,12%	2	0,55%	31	0,12%	0	0%	0	0%
PUM+J	7	0,12%	0	0%	19	0,07%	1	0,09%	0	0%
IZQP - UNIDOS - DEF	2	0,03%	0	0%	21	0,08%	0	0%	0	0%

Resultats Provisionals



99,57%
Escrutat

Catalunya > Municipis de Barcelona

	Castellfollit del Boix		Castellgalí		Castellnou de Bages		Castellolí		Castellterçol	
Escrutat		100%		100%		100%		100%		100%
Total votants	228	61,62%	999	55,96%	659	60,96%	383	74,95%	1.243	59,41%
Abstenció	142	38,37%	786	44,03%	422	39,03%	128	25,04%	849	40,58%
Vots nuls	2	0,87%	6	0,60%	11	1,66%	3	0,78%	26	2,09%
Vots en blanc	3	1,31%	14	1,40%	6	0,91%	9	2,34%	20	1,60%
PSC	18	7,96%	260	26,18%	128	19,75%	33	8,68%	210	17,25%
CAT-JUNTS+	99	43,80%	210	21,14%	206	31,79%	162	42,63%	484	39,76%
ERC	47	20,79%	121	12,18%	106	16,35%	93	24,47%	206	16,92%
PP	4	1,76%	75	7,55%	39	6,01%	15	3,94%	50	4,10%
VOX	6	2,65%	125	12,58%	49	7,56%	9	2,36%	37	3,04%
COMUNS SUMAR	7	3,09%	55	5,53%	6	0,92%	14	3,68%	48	3,94%
CUP - DT	17	7,52%	26	2,61%	44	6,79%	15	3,94%	74	6,08%
ALIANÇA.CAT	17	7,52%	88	8,86%	54	8,33%	25	6,57%	54	4,43%
PACMA	6	2,65%	11	1,10%	4	0,61%	4	1,05%	11	0,90%
Cs	0	0%	3	0,30%	1	0,15%	0	0%	1	0,08%
ALHORA	2	0,88%	1	0,10%	4	0,61%	1	0,26%	17	1,39%
FO	0	0%	1	0,10%	0	0%	0	0%	5	0,41%
PCTC	0	0%	0	0%	0	0%	0	0%	0	0%
RECORTES CERO	0	0%	1	0,10%	0	0%	0	0%	0	0%
PUM+J	0	0%	1	0,10%	1	0,15%	0	0%	0	0%
IZQP - UNIDOS - DEF	0	0%	1	0,10%	0	0%	0	0%	0	0%

	Castellví de Rosanes		Castellví de la Marca		Centelles		Cercs		Cerdanyola del Vallès	
Escrutat		100%		100%		100%		100%		100%
Total votants	984	60,40%	864	67,60%	3.609	60,09%	602	61,17%	26.726	61,44%
Abstenció	645	39,59%	414	32,39%	2.396	39,90%	382	38,82%	16.771	38,55%
Vots nuls	10	1,01%	12	1,38%	41	1,13%	8	1,32%	199	0,74%
Vots en blanc	13	1,32%	11	1,27%	44	1,21%	6	0,99%	311	1,16%
PSC	259	26,59%	148	17,37%	697	19,53%	125	21,04%	9.272	34,95%
CAT-JUNTS+	186	19,09%	324	38,02%	1.349	37,80%	179	30,13%	3.749	14,13%
ERC	183	18,78%	164	19,24%	540	15,13%	102	17,17%	3.463	13,05%
PP	101	10,36%	40	4,69%	142	3,97%	23	3,87%	3.234	12,19%
VOX	93	9,54%	28	3,28%	127	3,55%	32	5,38%	2.075	7,82%
COMUNS SUMAR	59	6,05%	22	2,58%	153	4,28%	15	2,52%	2.013	7,58%
CUP - DT	31	3,18%	49	5,75%	213	5,96%	28	4,71%	1.041	3,92%
ALIANÇA.CAT	23	2,36%	53	6,22%	229	6,41%	70	11,78%	541	2,03%
PACMA	7	0,71%	8	0,93%	34	0,95%	5	0,84%	323	1,21%
Cs	6	0,61%	0	0%	3	0,08%	0	0%	214	0,80%
ALHORA	3	0,30%	4	0,46%	28	0,78%	5	0,84%	88	0,33%
FO	6	0,61%	0	0%	3	0,08%	1	0,16%	86	0,32%
PCTC	3	0,30%	0	0%	3	0,08%	2	0,33%	49	0,18%
RECORTES CERO	1	0,10%	0	0%	0	0%	0	0%	42	0,15%
PUM+J	0	0%	1	0,11%	3	0,08%	1	0,16%	13	0,04%
IZQP - UNIDOS - DEF	0	0%	0	0%	0	0%	0	0%	13	0,04%

Resultats Provisionals



99,57%
Escrutat

Catalunya > Municipis de Barcelona

	Cervelló		Collbató		Collsuspina		Copons		Corbera de Llobregat	
Escrutat		100%		100%		100%		100%		100%
Total votants	4.254	58,83%	2.306	61,23%	205	70,20%	191	69,20%	6.297	54,80%
Abstenció	2.976	41,16%	1.460	38,76%	87	29,79%	85	30,79%	5.192	45,19%
Vots nuls	43	1,01%	14	0,60%	5	2,43%	4	2,09%	52	0,82%
Vots en blanc	38	0,89%	24	1,04%	1	0,48%	5	2,61%	79	1,25%
PSC	1.154	27,40%	507	22,12%	25	12,50%	25	13,36%	1.586	25,39%
CAT-JUNTS+	781	18,54%	632	27,57%	99	49,50%	68	36,36%	1.351	21,63%
ERC	761	18,07%	363	15,83%	26	13,00%	33	17,64%	1.014	16,23%
PP	465	11,04%	209	9,11%	3	1,50%	2	1,06%	650	10,40%
VOX	427	10,14%	186	8,11%	8	4,00%	2	1,06%	598	9,57%
COMUNS SUMAR	196	4,65%	112	4,88%	8	4,00%	11	5,88%	298	4,77%
CUP - DT	112	2,65%	92	4,01%	13	6,50%	27	14,43%	246	3,93%
ALIANÇA.CAT	103	2,44%	106	4,62%	10	5,00%	11	5,88%	198	3,17%
PACMA	76	1,80%	29	1,26%	3	1,50%	1	0,53%	100	1,60%
Cs	48	1,13%	11	0,47%	0	0%	0	0%	58	0,92%
ALHORA	21	0,49%	12	0,52%	3	1,50%	1	0,53%	23	0,36%
FO	14	0,33%	4	0,17%	0	0%	0	0%	22	0,35%
PCTC	4	0,09%	2	0,08%	1	0,50%	1	0,53%	8	0,12%
RECORTES CERO	3	0,07%	2	0,08%	0	0%	0	0%	4	0,06%
PUM+J	4	0,09%	1	0,04%	0	0%	0	0%	7	0,11%
IZQP - UNIDOS - DEF	4	0,09%	0	0%	0	0%	0	0%	3	0,04%

	Cornellà de Llobregat		Cubelles		Cànoves i Samalús		Dosrius		Esparreguera	
Escrutat		100%		100%		100%		100%		100%
Total votants	36.231	57,43%	6.514	52,36%	1.459	57,10%	2.541	54,90%	9.435	55,34%
Abstenció	26.854	42,56%	5.926	47,63%	1.096	42,89%	2.087	45,09%	7.612	44,65%
Vots nuls	266	0,73%	51	0,78%	11	0,75%	23	0,90%	87	0,92%
Vots en blanc	358	0,98%	65	0,99%	26	1,78%	24	0,94%	102	1,08%
PSC	15.393	42,79%	2.089	32,32%	365	25,20%	587	23,31%	2.932	31,36%
CAT-JUNTS+	2.283	6,34%	913	14,12%	310	21,40%	588	23,35%	1.549	16,57%
ERC	3.922	10,90%	919	14,21%	223	15,40%	411	16,32%	1.559	16,67%
PP	4.677	13,00%	808	12,50%	143	9,87%	213	8,45%	900	9,62%
VOX	3.487	9,69%	759	11,74%	141	9,73%	293	11,63%	859	9,18%
COMUNS SUMAR	3.160	8,78%	378	5,84%	81	5,59%	118	4,68%	532	5,69%
CUP - DT	926	2,57%	159	2,46%	61	4,21%	96	3,81%	387	4,13%
ALIANÇA.CAT	408	1,13%	153	2,36%	52	3,59%	81	3,21%	232	2,48%
PACMA	472	1,31%	86	1,33%	25	1,72%	55	2,18%	144	1,54%
Cs	488	1,35%	80	1,23%	6	0,41%	16	0,63%	63	0,67%
ALHORA	49	0,13%	14	0,21%	6	0,41%	14	0,55%	22	0,23%
FO	200	0,55%	18	0,27%	7	0,48%	15	0,59%	46	0,49%
PCTC	47	0,13%	7	0,10%	0	0%	3	0,11%	7	0,07%
RECORTES CERO	49	0,13%	9	0,13%	0	0%	2	0,07%	10	0,10%
PUM+J	28	0,07%	4	0,06%	1	0,06%	2	0,07%	4	0,04%
IZQP - UNIDOS - DEF	18	0,05%	2	0,03%	1	0,06%	0	0%	0	0%

Resultats Provisionals



99,57%
Escurtat

Catalunya > Municipis de Barcelona

	Esplugues de Llobregat		Espunyola, l'		Esquirol, l'		Estany, l'		Figaró-Montmany	
Escurtat		97,73%		100%		100%		100%		100%
Total votants	20.010	60,35%	145	67,75%	1.197	67,02%	222	66,26%	543	59,27%
Abstenció	13.146	39,64%	69	32,24%	589	32,97%	113	33,73%	373	40,72%
Vots nuls	97	0,48%	0	0%	12	1,00%	2	0,90%	7	1,28%
Vots en blanc	214	1,06%	9	6,20%	17	1,42%	6	2,70%	10	1,84%
PSC	7.630	38,31%	7	4,82%	68	5,73%	21	9,54%	123	22,94%
CAT-JUNTS+	2.262	11,35%	63	43,44%	592	49,95%	88	40,00%	168	31,34%
ERC	2.142	10,75%	17	11,72%	190	16,03%	55	25,00%	95	17,72%
PP	3.275	16,44%	2	1,37%	11	0,92%	3	1,36%	27	5,03%
VOX	1.762	8,84%	3	2,06%	9	0,75%	2	0,90%	22	4,10%
COMUNS SUMAR	1.262	6,33%	3	2,06%	61	5,14%	4	1,81%	19	3,54%
CUP - DT	442	2,21%	9	6,20%	114	9,62%	13	5,90%	52	9,70%
ALIANÇA.CAT	262	1,31%	27	18,62%	106	8,94%	18	8,18%	10	1,86%
PACMA	220	1,10%	2	1,37%	5	0,42%	2	0,90%	3	0,55%
Cs	264	1,32%	0	0%	0	0%	0	0%	3	0,55%
ALHORA	37	0,18%	3	2,06%	12	1,01%	8	3,63%	2	0,37%
FO	65	0,32%	0	0%	0	0%	0	0%	0	0%
PCTC	28	0,14%	0	0%	0	0%	0	0%	0	0%
RECORTES CERO	20	0,10%	0	0%	0	0%	0	0%	0	0%
PUM+J	19	0,09%	0	0%	0	0%	0	0%	2	0,37%
IZQP - UNIDOS - DEF	9	0,04%	0	0%	0	0%	0	0%	0	0%

	Fogars de Montclús		Fogars de la Selva		Folgueroles		Fonollosa		Font-rubí	
Escurtat		100%		100%		100%		100%		100%
Total votants	244	63,54%	675	49,92%	1.348	75,47%	812	63,53%	664	64,46%
Abstenció	140	36,45%	677	50,07%	438	24,52%	466	36,46%	366	35,53%
Vots nuls	1	0,40%	5	0,74%	16	1,18%	14	1,72%	6	0,90%
Vots en blanc	4	1,63%	8	1,18%	19	1,40%	10	1,23%	6	0,90%
PSC	15	6,17%	160	23,88%	108	8,10%	122	15,28%	95	14,43%
CAT-JUNTS+	126	51,85%	133	19,85%	718	53,90%	234	29,32%	273	41,48%
ERC	33	13,58%	87	12,98%	152	11,41%	187	23,43%	124	18,84%
PP	4	1,64%	71	10,59%	19	1,42%	38	4,76%	28	4,25%
VOX	9	3,70%	104	15,52%	18	1,35%	45	5,63%	23	3,49%
COMUNS SUMAR	3	1,23%	31	4,62%	17	1,27%	16	2,00%	15	2,27%
CUP - DT	18	7,40%	16	2,38%	110	8,25%	61	7,64%	47	7,14%
ALIANÇA.CAT	18	7,40%	35	5,22%	146	10,96%	62	7,76%	33	5,01%
PACMA	5	2,05%	11	1,64%	3	0,22%	12	1,50%	4	0,60%
Cs	0	0%	4	0,59%	0	0%	0	0%	1	0,15%
ALHORA	4	1,64%	1	0,14%	18	1,35%	8	1,00%	7	1,06%
FO	0	0%	7	1,04%	3	0,22%	1	0,12%	0	0%
PCTC	2	0,82%	2	0,29%	1	0,07%	1	0,12%	1	0,15%
RECORTES CERO	0	0%	0	0%	0	0%	0	0%	0	0%
PUM+J	2	0,82%	0	0%	0	0%	0	0%	1	0,15%
IZQP - UNIDOS - DEF	0	0%	0	0%	0	0%	1	0,12%	0	0%

Resultats Provisionals



99,57%
Escrutat

Catalunya > Municipis de Barcelona

	Franqueses del Vallès, les		Fígols		Gaià		Gallifa		Garriga, la	
Escrutat		95,28%		100%		100%		100%		100%
Total votants	7.470	53,39%	27	77,14%	97	69,28%	100	72,46%	8.109	63,12%
Abstenció	6.521	46,60%	8	22,85%	43	30,71%	38	27,53%	4.736	36,87%
Vots nuls	57	0,76%	0	0%	2	2,06%	0	0%	85	1,04%
Vots en blanc	80	1,07%	2	7,40%	1	1,03%	1	1,00%	117	1,44%
PSC	2.263	30,52%	2	7,40%	6	6,31%	10	10,00%	1.603	19,97%
CAT-JUNTS+	1.516	20,45%	8	29,62%	44	46,31%	49	49,00%	2.847	35,48%
ERC	1.046	14,11%	3	11,11%	28	29,47%	5	5,00%	1.121	13,97%
PP	686	9,25%	5	18,51%	2	2,10%	6	6,00%	487	6,06%
VOX	702	9,46%	1	3,70%	1	1,05%	7	7,00%	351	4,37%
COMUNS SUMAR	361	4,86%	0	0%	4	4,21%	4	4,00%	394	4,91%
CUP - DT	282	3,80%	2	7,40%	6	6,31%	7	7,00%	582	7,25%
ALIANÇA.CAT	235	3,17%	4	14,81%	1	1,05%	10	10,00%	299	3,72%
PACMA	86	1,16%	0	0%	1	1,05%	0	0%	79	0,98%
Cs	54	0,72%	0	0%	0	0%	0	0%	24	0,29%
ALHORA	37	0,49%	0	0%	0	0%	1	1,00%	82	1,02%
FO	26	0,35%	0	0%	1	1,05%	0	0%	13	0,16%
PCTC	28	0,37%	0	0%	0	0%	0	0%	8	0,09%
RECORTES CERO	6	0,08%	0	0%	0	0%	0	0%	6	0,07%
PUM+J	3	0,04%	0	0%	0	0%	0	0%	8	0,09%
IZQP - UNIDOS - DEF	2	0,02%	0	0%	0	0%	0	0%	3	0,03%
	Gavà		Gelida		Gironella		Gisclareny		Granada, la	
Escrutat		100%		100%		100%		100%		100%
Total votants	19.019	55,22%	3.357	57,66%	2.302	62,38%	28	100%	1.100	64,82%
Abstenció	15.421	44,77%	2.465	42,33%	1.388	37,61%	0	0%	597	35,17%
Vots nuls	149	0,78%	28	0,83%	33	1,43%	0	0%	12	1,09%
Vots en blanc	213	1,11%	29	0,86%	20	0,86%	4	14,28%	15	1,36%
PSC	6.893	36,52%	933	28,02%	372	16,39%	0	0%	210	19,30%
CAT-JUNTS+	2.162	11,45%	755	22,67%	853	37,59%	12	42,85%	359	32,99%
ERC	2.279	12,07%	535	16,07%	376	16,57%	5	17,85%	213	19,57%
PP	2.877	15,24%	240	7,20%	86	3,79%	0	0%	53	4,87%
VOX	2.027	10,74%	236	7,08%	81	3,56%	0	0%	41	3,76%
COMUNS SUMAR	1.089	5,77%	223	6,69%	48	2,11%	4	14,28%	36	3,30%
CUP - DT	352	1,86%	190	5,70%	128	5,64%	2	7,14%	59	5,42%
ALIANÇA.CAT	298	1,57%	68	2,04%	257	11,32%	1	3,57%	78	7,16%
PACMA	270	1,43%	52	1,56%	15	0,66%	0	0%	12	1,10%
Cs	214	1,13%	15	0,45%	3	0,13%	0	0%	3	0,27%
ALHORA	29	0,15%	9	0,27%	27	1,18%	0	0%	7	0,64%
FO	83	0,43%	26	0,78%	1	0,04%	0	0%	0	0%
PCTC	22	0,11%	5	0,15%	1	0,04%	0	0%	1	0,09%
RECORTES CERO	21	0,11%	2	0,06%	1	0,04%	0	0%	1	0,09%
PUM+J	26	0,13%	11	0,33%	0	0%	0	0%	0	0%
IZQP - UNIDOS - DEF	15	0,07%	0	0%	0	0%	0	0%	0	0%

Resultats Provisionals



99,57%
Escrutat

Catalunya > Municipis de Barcelona

	Granera		Granollers		Gualba		Guardiola de Berguedà		Gurb	
Escrutat		100%		100%		100%		100%		100%
Total votants	51	65,38%	25.929	57,92%	783	61,41%	467	60,72%	1.567	73,39%
Abstenció	27	34,61%	18.833	42,07%	492	38,58%	302	39,27%	568	26,60%
Vots nuls	0	0%	201	0,77%	4	0,51%	3	0,64%	14	0,89%
Vots en blanc	1	1,96%	283	1,09%	7	0,89%	7	1,49%	29	1,85%
PSC	7	13,72%	7.960	30,93%	135	17,32%	122	26,29%	149	9,59%
CAT-JUNTS+	20	39,21%	5.625	21,86%	309	39,66%	148	31,89%	787	50,67%
ERC	12	23,52%	3.444	13,38%	132	16,94%	77	16,59%	202	13,00%
PP	0	0%	2.658	10,33%	16	2,05%	11	2,37%	69	4,44%
VOX	0	0%	1.851	7,19%	31	3,97%	11	2,37%	39	2,51%
COMUNS SUMAR	1	1,96%	1.172	4,55%	38	4,87%	15	3,23%	25	1,60%
CUP - DT	3	5,88%	954	3,70%	51	6,54%	39	8,40%	63	4,05%
ALIANÇA.CAT	4	7,84%	887	3,44%	35	4,49%	22	4,74%	167	10,75%
PACMA	1	1,96%	317	1,23%	12	1,54%	6	1,29%	4	0,25%
Cs	0	0%	222	0,86%	4	0,51%	1	0,21%	2	0,12%
ALHORA	2	3,92%	182	0,70%	4	0,51%	4	0,86%	13	0,83%
FO	0	0%	91	0,35%	3	0,38%	1	0,21%	0	0%
PCTC	0	0%	23	0,08%	0	0%	0	0%	2	0,12%
RECORTES CERO	0	0%	29	0,11%	1	0,12%	0	0%	0	0%
PUM+J	0	0%	19	0,07%	1	0,12%	0	0%	1	0,06%
IZQP - UNIDOS - DEF	0	0%	11	0,04%	0	0%	0	0%	1	0,06%

	Hospitalet de Llobregat, l'		Hostalets de Pierola, els		Igualada		Jorba		Llacuna, la	
Escrutat		99,23%		100%		100%		100%		100%
Total votants	92.270	53,04%	1.317	56,13%	17.500	59,30%	417	62,33%	464	65,26%
Abstenció	81.661	46,95%	1.029	43,86%	12.010	40,69%	252	37,66%	247	34,73%
Vots nuls	646	0,70%	23	1,74%	149	0,85%	3	0,71%	14	3,01%
Vots en blanc	850	0,92%	16	1,21%	237	1,35%	9	2,15%	6	1,29%
PSC	38.965	42,52%	276	21,32%	3.888	22,40%	74	17,87%	57	12,66%
CAT-JUNTS+	7.127	7,77%	316	24,42%	5.363	30,90%	129	31,15%	213	47,33%
ERC	9.897	10,80%	237	18,31%	2.576	14,84%	81	19,56%	78	17,33%
PP	12.715	13,87%	81	6,25%	1.289	7,42%	28	6,76%	16	3,55%
VOX	9.172	10,01%	130	10,04%	986	5,68%	19	4,58%	7	1,55%
COMUNS SUMAR	6.340	6,91%	77	5,95%	638	3,67%	15	3,62%	14	3,11%
CUP - DT	1.982	2,16%	68	5,25%	953	5,49%	27	6,52%	36	8,00%
ALIANÇA.CAT	1.115	1,21%	41	3,16%	1.010	5,82%	18	4,34%	13	2,88%
PACMA	1.136	1,23%	19	1,46%	154	0,88%	2	0,48%	6	1,33%
Cs	1.156	1,26%	8	0,61%	57	0,32%	3	0,72%	0	0%
ALHORA	137	0,14%	17	1,31%	102	0,58%	3	0,72%	4	0,88%
FO	425	0,46%	4	0,30%	38	0,21%	5	1,20%	0	0%
PCTC	155	0,16%	2	0,15%	22	0,12%	1	0,24%	0	0%
RECORTES CERO	212	0,23%	0	0%	14	0,08%	0	0%	0	0%
PUM+J	115	0,12%	1	0,07%	18	0,10%	0	0%	0	0%
IZQP - UNIDOS - DEF	125	0,13%	1	0,07%	6	0,03%	0	0%	0	0%

Resultats Provisionals



99,57%
Escrutat

Catalunya > Municipis de Barcelona

	Llagosta, la		Llinars del Vallès		Lliçà d'Amunt		Lliçà de Vall		Lluçà	
Escrutat		100%		100%		100%		100%		100%
Total votants	5.152	54,30%	4.676	57,72%	6.892	53,28%	3.202	58,96%	157	70,08%
Abstenció	4.336	45,69%	3.425	42,27%	6.043	46,71%	2.228	41,03%	67	29,91%
Vots nuls	48	0,93%	70	1,49%	51	0,73%	36	1,12%	0	0%
Vots en blanc	58	1,12%	47	1,00%	92	1,33%	37	1,15%	1	0,63%
PSC	2.358	46,19%	1.124	24,40%	2.085	30,47%	880	27,79%	12	7,64%
CAT-JUNTS+	290	5,68%	1.106	24,01%	1.046	15,29%	680	21,47%	72	45,85%
ERC	496	9,71%	799	17,34%	1.063	15,53%	489	15,44%	28	17,83%
PP	681	13,34%	366	7,94%	754	11,02%	390	12,31%	3	1,91%
VOX	573	11,22%	322	6,99%	806	11,78%	301	9,50%	0	0%
COMUNS SUMAR	332	6,50%	252	5,47%	399	5,83%	154	4,86%	7	4,45%
CUP - DT	63	1,23%	236	5,12%	184	2,68%	60	1,89%	22	14,01%
ALIANÇA.CAT	49	0,96%	183	3,97%	153	2,23%	69	2,17%	9	5,73%
PACMA	86	1,68%	82	1,78%	116	1,69%	34	1,07%	0	0%
Cs	51	0,99%	34	0,73%	71	1,03%	42	1,32%	0	0%
ALHORA	4	0,07%	28	0,60%	16	0,23%	8	0,25%	3	1,91%
FO	29	0,56%	12	0,26%	23	0,33%	11	0,34%	0	0%
PCTC	16	0,31%	7	0,15%	4	0,05%	4	0,12%	0	0%
RECORTES CERO	11	0,21%	2	0,04%	10	0,14%	7	0,22%	0	0%
PUM+J	4	0,07%	2	0,04%	17	0,24%	0	0%	0	0%
IZQP - UNIDOS - DEF	3	0,05%	4	0,08%	2	0,02%	0	0%	0	0%

	Malgrat de Mar		Malla		Manlleu		Manresa		Marganell	
Escrutat		100%		100%		100%		100%		100%
Total votants	7.495	53,21%	181	85,78%	7.366	56,83%	30.049	57,38%	136	55,73%
Abstenció	6.590	46,78%	30	14,21%	5.595	43,16%	22.311	42,61%	108	44,26%
Vots nuls	77	1,02%	3	1,65%	73	0,99%	199	0,66%	0	0%
Vots en blanc	93	1,24%	4	2,20%	94	1,27%	339	1,12%	0	0%
PSC	2.201	29,67%	20	11,23%	1.503	20,60%	6.461	21,64%	9	6,61%
CAT-JUNTS+	1.559	21,01%	95	53,37%	2.657	36,43%	8.894	29,79%	58	42,64%
ERC	1.221	16,45%	13	7,30%	852	11,68%	3.927	13,15%	25	18,38%
PP	758	10,21%	7	3,93%	353	4,84%	1.990	6,66%	3	2,20%
VOX	592	7,98%	2	1,12%	394	5,40%	2.002	6,70%	12	8,82%
COMUNS SUMAR	292	3,93%	5	2,80%	209	2,86%	1.065	3,56%	6	4,41%
CUP - DT	258	3,47%	8	4,49%	353	4,84%	1.678	5,62%	8	5,88%
ALIANÇA.CAT	225	3,03%	18	10,11%	730	10,00%	2.812	9,42%	12	8,82%
PACMA	106	1,42%	1	0,56%	54	0,74%	220	0,73%	3	2,20%
Cs	47	0,63%	0	0%	27	0,37%	107	0,35%	0	0%
ALHORA	31	0,41%	3	1,68%	37	0,50%	193	0,64%	0	0%
FO	24	0,32%	0	0%	17	0,23%	86	0,28%	0	0%
PCTC	1	0,01%	0	0%	7	0,09%	31	0,10%	0	0%
RECORTES CERO	5	0,06%	1	0,56%	1	0,01%	21	0,07%	0	0%
PUM+J	3	0,04%	1	0,56%	5	0,06%	16	0,05%	0	0%
IZQP - UNIDOS - DEF	2	0,02%	0	0%	0	0%	8	0,02%	0	0%

Resultats Provisionals



99,57%
Escrutat

Catalunya > Municipis de Barcelona

	Martorell		Martorelles		Masies de Roda, les		Masies de Voltregà, les		Masnou, el	
Escrutat		100%		100%		100%		100%		100%
Total votants	10.924	56,41%	2.197	57,48%	385	68,14%	1.682	64,89%	11.201	62,31%
Abstenció	8.439	43,58%	1.625	42,51%	180	31,85%	910	35,10%	6.775	37,68%
Vots nuls	93	0,85%	27	1,22%	1	0,25%	15	0,89%	105	0,93%
Vots en blanc	114	1,04%	19	0,86%	7	1,81%	18	1,07%	137	1,22%
PSC	3.836	35,41%	658	30,32%	40	10,41%	277	16,61%	2.642	23,81%
CAT-JUNTS+	1.572	14,51%	429	19,76%	189	49,21%	625	37,49%	2.881	25,96%
ERC	1.591	14,68%	355	16,35%	43	11,19%	195	11,69%	1.748	15,75%
PP	1.095	10,10%	212	9,76%	16	4,16%	72	4,31%	1.087	9,79%
VOX	1.014	9,36%	168	7,74%	11	2,86%	80	4,79%	619	5,57%
COMUNS SUMAR	706	6,51%	160	7,37%	3	0,78%	42	2,51%	792	7,13%
CUP - DT	303	2,79%	60	2,76%	19	4,94%	102	6,11%	527	4,74%
ALIANÇA.CAT	242	2,23%	43	1,98%	52	13,54%	226	13,55%	329	2,96%
PACMA	131	1,20%	34	1,56%	1	0,26%	9	0,53%	145	1,30%
Cs	86	0,79%	8	0,36%	0	0%	5	0,29%	57	0,51%
ALHORA	35	0,32%	6	0,27%	3	0,78%	13	0,77%	70	0,63%
FO	57	0,52%	7	0,32%	0	0%	1	0,05%	32	0,28%
PCTC	23	0,21%	5	0,23%	0	0%	0	0%	11	0,09%
RECORTES CERO	12	0,11%	2	0,09%	0	0%	0	0%	4	0,03%
PUM+J	12	0,11%	2	0,09%	0	0%	0	0%	14	0,12%
IZQP - UNIDOS - DEF	2	0,01%	2	0,09%	0	0%	2	0,11%	1	0,01%

	Masquefa		Matadepera		Mataró		Mediona		Mojà	
Escrutat		100%		100%		98,93%		100%		100%
Total votants	4.090	53,85%	5.025	66,88%	50.042	56,61%	1.034	53,74%	2.909	60,04%
Abstenció	3.505	46,14%	2.488	33,11%	38.348	43,38%	890	46,25%	1.936	39,95%
Vots nuls	34	0,83%	24	0,47%	362	0,72%	10	0,96%	38	1,30%
Vots en blanc	49	1,19%	80	1,59%	558	1,11%	11	1,06%	29	0,99%
PSC	1.191	29,36%	484	9,67%	14.383	28,95%	227	22,16%	467	16,26%
CAT-JUNTS+	586	14,44%	2.495	49,89%	9.567	19,25%	244	23,82%	983	34,23%
ERC	778	19,18%	455	9,09%	5.975	12,02%	169	16,50%	582	20,27%
PP	373	9,19%	534	10,67%	5.668	11,40%	54	5,27%	137	4,77%
VOX	529	13,04%	310	6,19%	5.540	11,15%	74	7,22%	110	3,83%
COMUNS SUMAR	160	3,94%	90	1,79%	2.957	5,95%	79	7,71%	137	4,77%
CUP - DT	118	2,90%	137	2,73%	1.850	3,72%	86	8,39%	206	7,17%
ALIANÇA.CAT	90	2,21%	315	6,29%	1.590	3,20%	47	4,58%	158	5,50%
PACMA	71	1,75%	36	0,71%	562	1,13%	19	1,85%	21	0,73%
Cs	35	0,86%	13	0,25%	394	0,79%	4	0,39%	7	0,24%
ALHORA	7	0,17%	39	0,77%	201	0,40%	6	0,58%	23	0,80%
FO	20	0,49%	4	0,07%	218	0,43%	0	0%	4	0,13%
PCTC	20	0,49%	5	0,09%	65	0,13%	1	0,09%	1	0,03%
RECORTES CERO	4	0,09%	0	0%	45	0,09%	0	0%	2	0,06%
PUM+J	4	0,09%	4	0,07%	50	0,10%	2	0,19%	3	0,10%
IZQP - UNIDOS - DEF	21	0,51%	0	0%	57	0,11%	1	0,09%	1	0,03%

Resultats Provisionals



99,57%
Escrutat

Catalunya > Municipis de Barcelona

	Molins de Rei		Mollet del Vallès		Monistrol de Calders		Monistrol de Montserrat		Montcada i Reixac	
Escrutat		100%		100%		100%		100%		100%
Total votants	13.268	65,60%	21.203	56,13%	358	55,76%	1.228	54,50%	14.313	54,90%
Abstenció	6.957	34,39%	16.567	43,86%	284	44,23%	1.025	45,49%	11.754	45,09%
Vots nuls	99	0,74%	172	0,81%	2	0,55%	20	1,62%	102	0,71%
Vots en blanc	157	1,18%	203	0,95%	1	0,27%	15	1,22%	147	1,02%
PSC	3.735	28,36%	8.370	39,79%	46	12,92%	296	24,50%	5.185	36,48%
CAT-JUNTS+	2.772	21,04%	2.492	11,84%	139	39,04%	305	25,24%	1.510	10,62%
ERC	2.373	18,01%	2.765	13,14%	77	21,62%	174	14,40%	1.991	14,01%
PP	1.066	8,09%	2.275	10,81%	5	1,40%	95	7,86%	1.644	11,56%
VOX	700	5,31%	1.830	8,70%	14	3,93%	95	7,86%	1.453	10,22%
COMUNS SUMAR	890	6,75%	1.554	7,38%	9	2,52%	50	4,13%	1.153	8,11%
CUP - DT	747	5,67%	507	2,41%	36	10,11%	65	5,38%	356	2,50%
ALIANÇA.CAT	379	2,87%	343	1,63%	18	5,05%	80	6,62%	279	1,96%
PACMA	130	0,98%	299	1,42%	3	0,84%	15	1,24%	199	1,40%
Cs	73	0,55%	180	0,85%	0	0%	4	0,33%	141	0,99%
ALHORA	69	0,52%	31	0,14%	7	1,96%	5	0,41%	19	0,13%
FO	48	0,36%	86	0,40%	0	0%	5	0,41%	79	0,55%
PCTC	11	0,08%	23	0,10%	0	0%	1	0,08%	16	0,11%
RECORTES CERO	6	0,04%	35	0,16%	1	0,28%	0	0%	17	0,11%
PUM+J	12	0,09%	20	0,09%	0	0%	2	0,16%	16	0,11%
IZQP - UNIDOS - DEF	1	0,01%	18	0,08%	0	0%	1	0,08%	6	0,04%
	Montclar		Montesquiu		Montgat		Montmajor		Montmaneu	
Escrutat		100%		100%		100%		100%		100%
Total votants	74	71,15%	486	62,22%	5.340	58,56%	227	62,70%	93	66,42%
Abstenció	30	28,84%	295	37,77%	3.778	41,43%	135	37,29%	47	33,57%
Vots nuls	0	0%	9	1,85%	37	0,69%	0	0%	0	0%
Vots en blanc	0	0%	7	1,44%	62	1,16%	2	0,88%	5	5,37%
PSC	1	1,35%	73	15,30%	1.520	28,66%	28	12,33%	9	9,67%
CAT-JUNTS+	39	52,70%	161	33,75%	939	17,70%	123	54,18%	43	46,23%
ERC	8	10,81%	71	14,88%	836	15,76%	18	7,92%	14	15,05%
PP	4	5,40%	4	0,83%	638	12,03%	9	3,96%	6	6,45%
VOX	0	0%	21	4,40%	433	8,16%	2	0,88%	8	8,60%
COMUNS SUMAR	0	0%	15	3,14%	385	7,26%	6	2,64%	2	2,15%
CUP - DT	8	10,81%	26	5,45%	163	3,07%	10	4,40%	3	3,22%
ALIANÇA.CAT	13	17,56%	87	18,23%	134	2,52%	25	11,01%	3	3,22%
PACMA	1	1,35%	3	0,62%	86	1,62%	0	0%	0	0%
Cs	0	0%	1	0,20%	55	1,03%	0	0%	0	0%
ALHORA	0	0%	5	1,04%	15	0,28%	1	0,44%	0	0%
FO	0	0%	0	0%	22	0,41%	3	1,32%	0	0%
PCTC	0	0%	1	0,20%	4	0,07%	0	0%	0	0%
RECORTES CERO	0	0%	2	0,41%	6	0,11%	0	0%	0	0%
PUM+J	0	0%	0	0%	3	0,05%	0	0%	0	0%
IZQP - UNIDOS - DEF	0	0%	0	0%	2	0,03%	0	0%	0	0%

Resultats Provisionals



99,57%
Escrutat

Catalunya > Municipis de Barcelona

	Montmeló		Montornès del Vallès		Montseny		Muntanyola		Mura	
Escrutat		100%		100%		100%		100%		100%
Total votants	4.319	62,73%	6.596	54,53%	182	61,27%	366	65,12%	139	70,55%
Abstenció	2.565	37,26%	5.500	45,46%	115	38,72%	196	34,87%	58	29,44%
Vots nuls	36	0,83%	80	1,21%	1	0,54%	3	0,81%	0	0%
Vots en blanc	64	1,48%	87	1,31%	7	3,84%	7	1,91%	0	0%
PSC	1.699	39,66%	2.529	38,81%	22	12,15%	29	7,98%	25	17,98%
CAT-JUNTS+	459	10,71%	597	9,16%	67	37,01%	136	37,46%	55	39,56%
ERC	477	11,13%	691	10,60%	39	21,54%	91	25,06%	24	17,26%
PP	443	10,34%	886	13,59%	10	5,52%	12	3,30%	1	0,71%
VOX	363	8,47%	717	11,00%	1	0,55%	4	1,10%	0	0%
COMUNS SUMAR	432	10,08%	529	8,11%	7	3,86%	15	4,13%	5	3,59%
CUP - DT	142	3,31%	121	1,85%	20	11,04%	25	6,88%	16	11,51%
ALIANÇA.CAT	75	1,75%	114	1,74%	4	2,20%	31	8,53%	4	2,87%
PACMA	48	1,12%	118	1,81%	1	0,55%	11	3,03%	2	1,43%
Cs	42	0,98%	54	0,82%	0	0%	0	0%	0	0%
ALHORA	20	0,46%	13	0,19%	3	1,65%	2	0,55%	6	4,31%
FO	9	0,21%	37	0,56%	0	0%	0	0%	0	0%
PCTC	6	0,14%	7	0,10%	0	0%	0	0%	0	0%
RECORTES CERO	1	0,02%	6	0,09%	0	0%	0	0%	0	0%
PUM+J	2	0,04%	5	0,07%	0	0%	0	0%	1	0,71%
IZQP - UNIDOS - DEF	1	0,02%	5	0,07%	0	0%	0	0%	0	0%

	Navarres		Navàs		Nou de Berguedà, la		Olesa de Bonesvalls		Olesa de Montserrat	
Escrutat		100%		100%		100%		100%		100%
Total votants	2.854	58,90%	2.818	60,92%	105	78,35%	864	54,37%	10.556	58,23%
Abstenció	1.991	41,09%	1.807	39,07%	29	21,64%	725	45,62%	7.570	41,76%
Vots nuls	27	0,94%	48	1,70%	1	0,95%	3	0,34%	110	1,04%
Vots en blanc	37	1,29%	44	1,56%	3	2,85%	17	1,96%	131	1,24%
PSC	633	22,39%	539	19,45%	17	16,34%	233	27,06%	3.085	29,53%
CAT-JUNTS+	823	29,11%	975	35,19%	46	44,23%	137	15,91%	1.851	17,71%
ERC	451	15,95%	409	14,76%	11	10,57%	158	18,35%	1.754	16,79%
PP	183	6,47%	149	5,37%	0	0%	84	9,75%	899	8,60%
VOX	155	5,48%	120	4,33%	1	0,96%	114	13,24%	923	8,83%
COMUNS SUMAR	133	4,70%	57	2,05%	0	0%	40	4,64%	565	5,40%
CUP - DT	91	3,21%	193	6,96%	10	9,61%	26	3,01%	454	4,34%
ALIANÇA.CAT	259	9,16%	224	8,08%	12	11,53%	18	2,09%	264	2,52%
PACMA	14	0,49%	25	0,90%	0	0%	11	1,27%	189	1,80%
Cs	1	0,03%	5	0,18%	0	0%	16	1,85%	116	1,11%
ALHORA	24	0,84%	23	0,83%	4	3,84%	1	0,11%	46	0,44%
FO	12	0,42%	3	0,10%	0	0%	5	0,58%	46	0,44%
PCTC	8	0,28%	2	0,07%	0	0%	0	0%	13	0,12%
RECORTES CERO	1	0,03%	2	0,07%	0	0%	0	0%	16	0,15%
PUM+J	1	0,03%	0	0%	0	0%	1	0,11%	18	0,17%
IZQP - UNIDOS - DEF	1	0,03%	0	0%	0	0%	0	0%	76	0,72%

Resultats Provisionals



99,57%
Escrutat

Catalunya > Municipis de Barcelona

	Olivella		Olost		Olvan		Olèrdola		Oristà	
Escrutat		100%		100%		100%		100%		100%
Total votants	1.334	49,85%	610	61,99%	452	61,08%	1.805	61,49%	308	66,09%
Abstenció	1.342	50,14%	374	38,00%	288	38,91%	1.130	38,50%	158	33,90%
Vots nuls	11	0,82%	15	2,45%	6	1,32%	23	1,27%	3	0,97%
Vots en blanc	12	0,89%	10	1,63%	10	2,21%	14	0,77%	4	1,29%
PSC	382	28,87%	74	12,43%	89	19,95%	413	23,17%	18	5,90%
CAT-JUNTS+	187	14,13%	252	42,35%	156	34,97%	533	29,91%	172	56,39%
ERC	180	13,60%	79	13,27%	57	12,78%	273	15,31%	36	11,80%
PP	149	11,26%	24	4,03%	19	4,26%	122	6,84%	9	2,95%
VOX	219	16,55%	8	1,34%	16	3,58%	115	6,45%	7	2,29%
COMUNS SUMAR	64	4,83%	18	3,02%	5	1,12%	75	4,20%	4	1,31%
CUP - DT	44	3,32%	71	11,93%	38	8,52%	97	5,44%	29	9,50%
ALIANÇA.CAT	25	1,88%	39	6,55%	48	10,76%	94	5,27%	21	6,88%
PACMA	20	1,51%	5	0,84%	3	0,67%	25	1,40%	0	0%
Cs	25	1,88%	0	0%	1	0,22%	9	0,50%	0	0%
ALHORA	3	0,22%	12	2,01%	4	0,89%	2	0,11%	5	1,63%
FO	8	0,60%	3	0,50%	0	0%	7	0,39%	0	0%
PCTC	2	0,15%	0	0%	0	0%	1	0,05%	0	0%
RECORTES CERO	2	0,15%	0	0%	0	0%	0	0%	0	0%
PUM+J	1	0,07%	0	0%	0	0%	0	0%	0	0%
IZQP - UNIDOS - DEF	0	0%	0	0%	0	0%	2	0,11%	0	0%

	Orpí		Orís		Pacs del Penedès		Palafolls		Palau-solità i Plegamans	
Escrutat		100%		100%		100%		100%		100%
Total votants	97	67,83%	194	68,30%	463	65,67%	4.084	54,54%	6.939	58,77%
Abstenció	46	32,16%	90	31,69%	242	34,32%	3.403	45,45%	4.867	41,22%
Vots nuls	0	0%	6	3,09%	5	1,07%	38	0,93%	58	0,83%
Vots en blanc	1	1,03%	0	0%	5	1,07%	51	1,24%	94	1,35%
PSC	11	11,34%	14	7,44%	83	18,12%	1.229	30,37%	1.825	26,52%
CAT-JUNTS+	40	41,23%	93	49,46%	145	31,65%	704	17,39%	1.388	20,17%
ERC	19	19,58%	14	7,44%	82	17,90%	655	16,18%	1.244	18,07%
PP	2	2,06%	4	2,12%	34	7,42%	324	8,00%	671	9,75%
VOX	6	6,18%	4	2,12%	28	6,11%	456	11,27%	680	9,88%
COMUNS SUMAR	6	6,18%	7	3,72%	19	4,14%	195	4,81%	346	5,02%
CUP - DT	11	11,34%	8	4,25%	19	4,14%	135	3,33%	186	2,70%
ALIANÇA.CAT	1	1,03%	39	20,74%	36	7,86%	139	3,43%	204	2,96%
PACMA	0	0%	1	0,53%	4	0,87%	82	2,02%	95	1,38%
Cs	0	0%	2	1,06%	1	0,21%	15	0,37%	101	1,46%
ALHORA	0	0%	0	0%	2	0,43%	15	0,37%	14	0,20%
FO	0	0%	1	0,53%	0	0%	28	0,69%	19	0,27%
PCTC	0	0%	1	0,53%	0	0%	6	0,14%	4	0,05%
RECORTES CERO	0	0%	0	0%	0	0%	4	0,09%	5	0,07%
PUM+J	0	0%	0	0%	0	0%	4	0,09%	1	0,01%
IZQP - UNIDOS - DEF	0	0%	0	0%	0	0%	4	0,09%	4	0,05%

Resultats Provisionals



99,57%
Escrutat

Catalunya > Municipis de Barcelona

	Pallejà		Palma de Cervelló, la		Papiol, el		Parets del Vallès		Perafita	
Escrutat		100%		100%		100%		100%		100%
Total votants	5.555	61,97%	1.556	65,73%	1.908	58,61%	8.250	57,24%	226	66,66%
Abstenció	3.408	38,02%	811	34,26%	1.347	41,38%	6.161	42,75%	113	33,33%
Vots nuls	46	0,82%	17	1,09%	22	1,15%	79	0,95%	4	1,76%
Vots en blanc	75	1,35%	38	2,44%	29	1,51%	104	1,26%	5	2,21%
PSC	1.803	32,72%	379	24,62%	493	26,13%	2.771	33,91%	14	6,30%
CAT-JUNTS+	812	14,73%	400	25,99%	447	23,70%	1.239	15,16%	116	52,25%
ERC	857	15,55%	285	18,51%	315	16,70%	1.359	16,63%	28	12,61%
PP	647	11,74%	111	7,21%	185	9,80%	834	10,20%	4	1,80%
VOX	526	9,54%	74	4,80%	132	6,99%	648	7,93%	4	1,80%
COMUNS SUMAR	356	6,46%	84	5,45%	93	4,93%	470	5,75%	8	3,60%
CUP - DT	147	2,66%	78	5,06%	89	4,71%	268	3,27%	17	7,65%
ALIANÇA.CAT	110	1,99%	48	3,11%	59	3,12%	208	2,54%	20	9,00%
PACMA	76	1,37%	20	1,29%	23	1,21%	110	1,34%	2	0,90%
Cs	42	0,76%	12	0,77%	5	0,26%	77	0,94%	0	0%
ALHORA	13	0,23%	3	0,19%	6	0,31%	18	0,22%	4	1,80%
FO	22	0,39%	2	0,12%	4	0,21%	28	0,34%	0	0%
PCTC	7	0,12%	2	0,12%	1	0,05%	16	0,19%	0	0%
RECORTES CERO	8	0,14%	1	0,06%	2	0,10%	13	0,15%	0	0%
PUM+J	7	0,12%	2	0,12%	3	0,15%	6	0,07%	0	0%
IZQP - UNIDOS - DEF	1	0,01%	0	0%	0	0%	2	0,02%	0	0%

	Piera		Pineda de Mar		Pla del Penedès, el		Pobla de Claramunt, la		Pobla de Lillet, la	
Escrutat		100%		100%		100%		100%		100%
Total votants	6.474	49,74%	11.344	54,59%	621	64,21%	1.004	56,34%	587	64,29%
Abstenció	6.540	50,25%	9.436	45,40%	346	35,78%	778	43,65%	326	35,70%
Vots nuls	54	0,83%	85	0,74%	8	1,28%	16	1,59%	14	2,38%
Vots en blanc	56	0,86%	100	0,88%	5	0,80%	13	1,29%	7	1,19%
PSC	1.737	27,05%	3.311	29,40%	88	14,35%	248	25,10%	98	17,10%
CAT-JUNTS+	1.110	17,28%	1.722	15,29%	204	33,27%	274	27,73%	207	36,12%
ERC	1.069	16,65%	2.313	20,54%	169	27,56%	143	14,47%	134	23,38%
PP	588	9,15%	1.320	11,72%	24	3,91%	59	5,97%	27	4,71%
VOX	938	14,61%	1.123	9,97%	15	2,44%	73	7,38%	15	2,61%
COMUNS SUMAR	291	4,53%	441	3,91%	20	3,26%	47	4,75%	19	3,31%
CUP - DT	233	3,62%	225	1,99%	47	7,66%	57	5,76%	21	3,66%
ALIANÇA.CAT	174	2,71%	393	3,49%	27	4,40%	45	4,55%	32	5,58%
PACMA	99	1,54%	145	1,28%	4	0,65%	13	1,31%	7	1,22%
Cs	38	0,59%	67	0,59%	4	0,65%	5	0,50%	1	0,17%
ALHORA	22	0,34%	21	0,18%	5	0,81%	4	0,40%	1	0,17%
FO	37	0,57%	44	0,39%	0	0%	4	0,40%	2	0,34%
PCTC	4	0,06%	12	0,10%	1	0,16%	1	0,10%	2	0,34%
RECORTES CERO	15	0,23%	12	0,10%	0	0%	1	0,10%	0	0%
PUM+J	4	0,06%	6	0,05%	0	0%	1	0,10%	0	0%
IZQP - UNIDOS - DEF	5	0,07%	4	0,03%	0	0%	0	0%	0	0%

Resultats Provisionals



99,57%
Escrutat

Catalunya > Municipis de Barcelona

	Polinyà		Pont de Vilomara i Rocafort, el		Pontons		Prat de Llobregat, el		Prats de Lluçanès	
Escrutat		100%		100%		100%		100%		100%
Total votants	3.517	55,92%	1.644	52,75%	208	55,02%	27.869	57,10%	1.281	62,39%
Abstenció	2.772	44,07%	1.472	47,24%	170	44,97%	20.930	42,89%	772	37,60%
Vots nuls	37	1,05%	14	0,85%	1	0,48%	231	0,82%	15	1,17%
Vots en blanc	33	0,93%	17	1,03%	0	0%	324	1,16%	34	2,65%
PSC	1.351	38,82%	498	30,55%	27	13,04%	10.549	38,16%	136	10,74%
CAT-JUNTS+	347	9,97%	205	12,57%	64	30,91%	2.301	8,32%	593	46,84%
ERC	450	12,93%	244	14,96%	33	15,94%	3.261	11,79%	208	16,42%
PP	327	9,39%	144	8,83%	33	15,94%	3.206	11,59%	25	1,97%
VOX	539	15,48%	267	16,38%	17	8,21%	2.694	9,74%	29	2,29%
COMUNS SUMAR	189	5,43%	65	3,98%	5	2,41%	3.169	11,46%	29	2,29%
CUP - DT	67	1,92%	33	2,02%	9	4,34%	588	2,12%	55	4,34%
ALIANÇA.CAT	41	1,17%	110	6,74%	15	7,24%	339	1,22%	130	10,26%
PACMA	48	1,37%	22	1,34%	3	1,44%	440	1,59%	2	0,15%
Cs	36	1,03%	9	0,55%	0	0%	347	1,25%	4	0,31%
ALHORA	8	0,22%	8	0,49%	1	0,48%	61	0,22%	16	1,26%
FO	27	0,77%	6	0,36%	0	0%	158	0,57%	0	0%
PCTC	5	0,14%	2	0,12%	0	0%	75	0,27%	0	0%
RECORTES CERO	6	0,17%	0	0%	0	0%	72	0,26%	1	0,07%
PUM+J	2	0,05%	0	0%	0	0%	33	0,11%	2	0,15%
IZQP - UNIDOS - DEF	4	0,11%	0	0%	0	0%	21	0,07%	2	0,15%
	Prats de Rei, els		Premià de Dalt		Premià de Mar		Puig-reig		Puigdàlber	
Escrutat		100%		100%		100%		100%		100%
Total votants	277	59,95%	4.863	62,37%	12.269	58,81%	1.996	58,84%	293	65,54%
Abstenció	185	40,04%	2.934	37,62%	8.592	41,18%	1.396	41,15%	154	34,45%
Vots nuls	3	1,08%	43	0,88%	95	0,77%	19	0,95%	2	0,68%
Vots en blanc	4	1,44%	47	0,96%	128	1,04%	31	1,55%	1	0,34%
PSC	40	14,59%	1.139	23,63%	3.358	27,58%	299	15,12%	41	14,08%
CAT-JUNTS+	119	43,43%	1.425	29,56%	2.541	20,87%	738	37,32%	109	37,45%
ERC	41	14,96%	574	11,90%	1.834	15,06%	367	18,56%	65	22,33%
PP	10	3,64%	616	12,78%	1.240	10,18%	111	5,61%	10	3,43%
VOX	15	5,47%	383	7,94%	766	6,29%	70	3,54%	19	6,52%
COMUNS SUMAR	1	0,36%	224	4,64%	879	7,22%	46	2,32%	8	2,74%
CUP - DT	8	2,91%	135	2,80%	642	5,27%	94	4,75%	18	6,18%
ALIANÇA.CAT	28	10,21%	132	2,73%	327	2,68%	172	8,70%	15	5,15%
PACMA	4	1,45%	57	1,18%	156	1,28%	15	0,75%	2	0,68%
Cs	0	0%	49	1,01%	154	1,26%	6	0,30%	1	0,34%
ALHORA	4	1,45%	19	0,39%	64	0,52%	14	0,70%	0	0%
FO	0	0%	8	0,16%	39	0,32%	7	0,35%	1	0,34%
PCTC	0	0%	4	0,08%	10	0,08%	2	0,10%	1	0,34%
RECORTES CERO	0	0%	3	0,06%	13	0,10%	4	0,20%	0	0%
PUM+J	0	0%	4	0,08%	14	0,11%	0	0%	0	0%
IZQP - UNIDOS - DEF	0	0%	1	0,02%	9	0,07%	1	0,05%	0	0%

Resultats Provisionals



99,57%
Escrutat

Catalunya > Municipis de Barcelona

	Pujalt		Quar, la		Rajadell		Rellinars		Ripollet	
Escrutat		100%		100%		100%		100%		100%
Total votants	112	69,56%	22	70,96%	316	66,80%	407	55,44%	15.228	54,90%
Abstenció	49	30,43%	9	29,03%	157	33,19%	327	44,55%	12.508	45,09%
Vots nuls	0	0%	1	4,54%	2	0,63%	7	1,71%	125	0,82%
Vots en blanc	1	0,89%	2	9,09%	4	1,26%	7	1,71%	169	1,10%
PSC	8	7,14%	3	14,28%	37	11,78%	58	14,49%	5.755	38,10%
CAT-JUNTS+	44	39,28%	7	33,33%	112	35,66%	88	22,00%	1.290	8,54%
ERC	14	12,50%	5	23,80%	50	15,92%	95	23,75%	1.869	12,37%
PP	6	5,35%	0	0%	11	3,50%	25	6,25%	1.751	11,59%
VOX	0	0%	0	0%	15	4,77%	37	9,25%	1.831	12,12%
COMUNS SUMAR	4	3,57%	0	0%	15	4,77%	25	6,25%	1.139	7,54%
CUP - DT	10	8,92%	1	4,76%	22	7,00%	26	6,50%	514	3,40%
ALIANÇA.CAT	24	21,42%	1	4,76%	44	14,01%	23	5,75%	268	1,77%
PACMA	1	0,89%	0	0%	2	0,63%	6	1,50%	197	1,30%
Cs	0	0%	0	0%	0	0%	7	1,75%	154	1,01%
ALHORA	0	0%	0	0%	2	0,63%	0	0%	26	0,17%
FO	0	0%	2	9,52%	0	0%	3	0,75%	85	0,56%
PCTC	0	0%	0	0%	0	0%	0	0%	20	0,13%
RECORTES CERO	0	0%	0	0%	0	0%	0	0%	18	0,11%
PUM+J	0	0%	0	0%	0	0%	0	0%	11	0,07%
IZQP - UNIDOS - DEF	0	0%	0	0%	0	0%	0	0%	6	0,03%

	Roca del Vallès, la		Roda de Ter		Rubió		Rubí		Rupit i Pruit	
Escrutat		100%		100%		100%		100%		100%
Total votants	5.059	59,10%	2.774	58,83%	117	60,62%	30.242	53,14%	173	74,56%
Abstenció	3.501	40,89%	1.941	41,16%	76	39,37%	26.663	46,85%	59	25,43%
Vots nuls	58	1,14%	35	1,26%	0	0%	216	0,71%	5	2,89%
Vots en blanc	50	0,98%	51	1,83%	2	1,70%	298	0,98%	7	4,04%
PSC	1.501	30,01%	397	14,49%	17	14,52%	10.346	34,45%	13	7,73%
CAT-JUNTS+	1.231	24,61%	1.081	39,46%	43	36,75%	3.456	11,51%	105	62,50%
ERC	645	12,89%	396	14,45%	15	12,82%	3.993	13,29%	24	14,28%
PP	462	9,23%	85	3,10%	4	3,41%	3.544	11,80%	2	1,19%
VOX	346	6,91%	100	3,65%	11	9,40%	3.791	12,62%	0	0%
COMUNS SUMAR	254	5,07%	78	2,84%	6	5,12%	1.899	6,32%	3	1,78%
CUP - DT	178	3,55%	146	5,33%	9	7,69%	1.029	3,42%	5	2,97%
ALIANÇA.CAT	192	3,83%	362	13,21%	8	6,83%	615	2,04%	4	2,38%
PACMA	69	1,37%	22	0,80%	1	0,85%	449	1,49%	0	0%
Cs	25	0,49%	1	0,03%	0	0%	300	0,99%	2	1,19%
ALHORA	24	0,47%	9	0,32%	1	0,85%	56	0,18%	2	1,19%
FO	11	0,21%	7	0,25%	0	0%	142	0,47%	0	0%
PCTC	2	0,03%	0	0%	0	0%	44	0,14%	0	0%
RECORTES CERO	2	0,03%	0	0%	0	0%	34	0,11%	1	0,59%
PUM+J	6	0,11%	4	0,14%	0	0%	22	0,07%	0	0%
IZQP - UNIDOS - DEF	3	0,05%	0	0%	0	0%	8	0,02%	0	0%

Resultats Provisionals



99,57%
Escrutat

Catalunya > Municipis de Barcelona

	Sabadell		Sagàs		Saldes		Sallent		Sant Adrià de Besòs	
Escrutat		99,44%		100%		100%		100%		100%
Total votants	87.513	56,21%	86	71,66%	182	67,40%	3.186	59,38%	12.301	47,96%
Abstenció	68.169	43,78%	34	28,33%	88	32,59%	2.179	40,61%	13.347	52,03%
Vots nuls	644	0,73%	1	1,16%	5	2,74%	31	0,97%	92	0,74%
Vots en blanc	939	1,07%	0	0%	5	2,74%	39	1,22%	112	0,91%
PSC	28.231	32,49%	4	4,70%	22	12,42%	759	24,05%	4.711	38,58%
CAT-JUNTS+	15.996	18,41%	42	49,41%	72	40,67%	824	26,11%	1.051	8,60%
ERC	11.180	12,86%	17	20,00%	40	22,59%	601	19,04%	1.379	11,29%
PP	8.574	9,87%	3	3,52%	8	4,51%	151	4,78%	1.643	13,45%
VOX	7.632	8,78%	1	1,17%	7	3,95%	162	5,13%	1.656	13,56%
COMUNS SUMAR	5.313	6,11%	0	0%	4	2,25%	97	3,07%	734	6,01%
CUP - DT	3.513	4,04%	4	4,70%	9	5,08%	265	8,39%	242	1,98%
ALIANÇA.CAT	2.263	2,60%	10	11,76%	8	4,51%	197	6,24%	192	1,57%
PACMA	1.095	1,26%	1	1,17%	2	1,12%	30	0,95%	210	1,72%
Cs	855	0,98%	2	2,35%	0	0%	6	0,19%	137	1,12%
ALHORA	382	0,43%	0	0%	0	0%	7	0,22%	24	0,19%
FO	382	0,43%	0	0%	0	0%	7	0,22%	59	0,48%
PCTC	171	0,19%	0	0%	0	0%	8	0,25%	24	0,19%
RECORTES CERO	71	0,08%	0	0%	0	0%	2	0,06%	20	0,16%
PUM+J	75	0,08%	1	1,17%	0	0%	0	0%	11	0,09%
IZQP - UNIDOS - DEF	197	0,22%	0	0%	0	0%	0	0%	4	0,03%

	Sant Agustí de Lluçanès		Sant Andreu de Llavaneres		Sant Andreu de la Barca		Sant Antoni de Vilamajor		Sant Bartomeu del Grau	
Escrutat		100%		100%		100%		100%		100%
Total votants	59	69,41%	5.151	60,74%	11.099	56,24%	3.095	61,34%	416	64,89%
Abstenció	26	30,58%	3.329	39,25%	8.635	43,75%	1.950	38,65%	225	35,10%
Vots nuls	1	1,69%	31	0,60%	76	0,68%	25	0,80%	6	1,44%
Vots en blanc	1	1,69%	50	0,97%	145	1,30%	26	0,84%	10	2,40%
PSC	6	10,34%	1.068	20,85%	4.421	40,10%	535	17,42%	72	17,56%
CAT-JUNTS+	25	43,10%	1.531	29,90%	774	7,02%	1.002	32,63%	163	39,75%
ERC	8	13,79%	636	12,42%	1.554	14,09%	528	17,19%	56	13,65%
PP	1	1,72%	825	16,11%	1.364	12,37%	225	7,32%	21	5,12%
VOX	0	0%	386	7,53%	1.488	13,49%	164	5,34%	6	1,46%
COMUNS SUMAR	3	5,17%	173	3,37%	587	5,32%	162	5,27%	13	3,17%
CUP - DT	8	13,79%	124	2,42%	171	1,55%	183	5,96%	15	3,65%
ALIANÇA.CAT	6	10,34%	217	4,23%	152	1,37%	147	4,78%	40	9,75%
PACMA	0	0%	53	1,03%	136	1,23%	46	1,49%	5	1,21%
Cs	0	0%	20	0,39%	119	1,07%	12	0,39%	2	0,48%
ALHORA	0	0%	17	0,33%	17	0,15%	24	0,78%	7	1,70%
FO	0	0%	9	0,17%	45	0,40%	7	0,22%	0	0%
PCTC	0	0%	2	0,03%	18	0,16%	2	0,06%	0	0%
RECORTES CERO	0	0%	6	0,11%	12	0,10%	2	0,06%	0	0%
PUM+J	0	0%	3	0,05%	13	0,11%	1	0,03%	0	0%
IZQP - UNIDOS - DEF	0	0%	0	0%	7	0,06%	4	0,13%	0	0%

Resultats Provisionals



99,57%
Escrutat

Catalunya > Municipis de Barcelona

	Sant Boi de Llobregat		Sant Boi de Lluçanès		Sant Cebrià de Vallalta		Sant Celoni		Sant Climent de Llobregat	
Escrutat		100%		100%		100%		100%		100%
Total votants	35.391	56,91%	294	64,05%	1.434	52,24%	7.907	58,53%	1.983	61,01%
Abstenció	26.787	43,08%	165	35,94%	1.311	47,75%	5.602	41,46%	1.267	38,98%
Vots nuls	270	0,76%	2	0,68%	4	0,27%	80	1,01%	19	0,95%
Vots en blanc	392	1,10%	4	1,36%	18	1,25%	112	1,41%	43	2,16%
PSC	14.754	42,00%	57	19,52%	271	18,95%	1.969	25,15%	539	27,44%
CAT-JUNTS+	3.129	8,90%	117	40,06%	436	30,48%	2.533	32,36%	410	20,87%
ERC	4.376	12,45%	57	19,52%	248	17,34%	1.119	14,29%	337	17,15%
PP	3.990	11,36%	9	3,08%	101	7,06%	401	5,12%	150	7,63%
VOX	3.414	9,72%	3	1,02%	127	8,88%	469	5,99%	147	7,48%
COMUNS SUMAR	2.418	6,88%	1	0,34%	50	3,49%	322	4,11%	118	6,00%
CUP - DT	903	2,57%	18	6,16%	64	4,47%	422	5,39%	73	3,71%
ALIANÇA.CAT	440	1,25%	20	6,84%	67	4,68%	307	3,92%	59	3,00%
PACMA	517	1,47%	3	1,02%	27	1,88%	73	0,93%	39	1,98%
Cs	370	1,05%	0	0%	7	0,48%	23	0,29%	23	1,17%
ALHORA	69	0,19%	3	1,02%	4	0,27%	38	0,48%	9	0,45%
FO	198	0,56%	0	0%	5	0,34%	21	0,26%	10	0,50%
PCTC	43	0,12%	0	0%	4	0,27%	9	0,11%	0	0%
RECORTES CERO	54	0,15%	0	0%	1	0,06%	1	0,01%	5	0,25%
PUM+J	27	0,07%	0	0%	0	0%	5	0,06%	0	0%
IZQP - UNIDOS - DEF	27	0,07%	0	0%	0	0%	3	0,03%	2	0,10%
	Sant Cugat Sesgarrigues		Sant Cugat del Vallès		Sant Esteve Sesrovires		Sant Esteve de Palautordera		Sant Feliu Sasserra	
Escrutat		100%		100%		100%		100%		100%
Total votants	547	73,03%	44.842	67,85%	3.636	58,56%	1.535	67,65%	360	71,57%
Abstenció	202	26,96%	21.241	32,14%	2.573	41,43%	734	32,34%	143	28,42%
Vots nuls	12	2,19%	209	0,46%	30	0,82%	9	0,58%	6	1,66%
Vots en blanc	9	1,64%	559	1,24%	47	1,29%	23	1,49%	8	2,22%
PSC	120	22,42%	9.376	21,00%	1.031	28,59%	137	8,97%	44	12,42%
CAT-JUNTS+	189	35,32%	12.811	28,70%	663	18,38%	700	45,87%	176	49,71%
ERC	91	17,00%	5.122	11,47%	586	16,25%	244	15,98%	60	16,94%
PP	22	4,11%	6.252	14,00%	389	10,78%	38	2,49%	6	1,69%
VOX	15	2,80%	3.220	7,21%	324	8,98%	34	2,22%	3	0,84%
COMUNS SUMAR	16	2,99%	2.602	5,82%	238	6,60%	68	4,45%	8	2,25%
CUP - DT	50	9,34%	2.148	4,81%	101	2,80%	170	11,14%	19	5,36%
ALIANÇA.CAT	20	3,73%	1.120	2,50%	93	2,57%	82	5,37%	25	7,06%
PACMA	1	0,18%	563	1,26%	58	1,60%	11	0,72%	2	0,56%
Cs	0	0%	375	0,84%	33	0,91%	0	0%	1	0,28%
ALHORA	0	0%	310	0,69%	21	0,58%	11	0,72%	1	0,28%
FO	1	0,18%	55	0,12%	13	0,36%	0	0%	0	0%
PCTC	1	0,18%	39	0,08%	2	0,05%	6	0,39%	0	0%
RECORTES CERO	0	0%	29	0,06%	0	0%	1	0,06%	1	0,28%
PUM+J	0	0%	33	0,07%	6	0,16%	1	0,06%	0	0%
IZQP - UNIDOS - DEF	0	0%	19	0,04%	1	0,02%	0	0%	0	0%

Resultats Provisionals



99,57%
Escrutat

Catalunya > Municipis de Barcelona

	Sant Feliu de Codines		Sant Feliu de Llobregat		Sant Fost de Campsentelles		Sant Fruitós de Bages		Sant Hipòlit de Voltregà	
Escrutat		100%		100%		100%		100%		100%
Total votants	2.591	52,66%	21.711	62,38%	4.019	55,16%	4.160	59,92%	1.605	60,58%
Abstenció	2.329	47,33%	13.089	37,61%	3.266	44,83%	2.782	40,07%	1.044	39,41%
Vots nuls	28	1,08%	173	0,79%	30	0,74%	30	0,72%	10	0,62%
Vots en blanc	35	1,35%	259	1,19%	46	1,14%	53	1,27%	24	1,49%
PSC	462	18,02%	7.890	36,63%	1.110	27,82%	821	19,87%	248	15,54%
CAT-JUNTS+	885	34,52%	2.759	12,80%	801	20,08%	1.331	32,22%	711	44,57%
ERC	462	18,02%	2.829	13,13%	569	14,26%	513	12,42%	186	11,66%
PP	130	5,07%	2.811	13,05%	547	13,71%	257	6,22%	55	3,44%
VOX	125	4,87%	1.700	7,89%	401	10,05%	291	7,04%	65	4,07%
COMUNS SUMAR	112	4,36%	1.573	7,30%	188	4,71%	149	3,60%	35	2,19%
CUP - DT	155	6,04%	671	3,11%	98	2,45%	170	4,11%	73	4,57%
ALIANÇA.CAT	131	5,11%	351	1,62%	97	2,43%	447	10,82%	164	10,28%
PACMA	29	1,13%	256	1,18%	46	1,15%	38	0,92%	13	0,81%
Cs	6	0,23%	205	0,95%	42	1,05%	16	0,38%	5	0,31%
ALHORA	20	0,78%	62	0,28%	12	0,30%	28	0,67%	12	0,75%
FO	5	0,19%	69	0,32%	16	0,40%	8	0,19%	4	0,25%
PCTC	3	0,11%	33	0,15%	5	0,12%	2	0,04%	0	0%
RECORTES CERO	1	0,03%	28	0,13%	6	0,15%	3	0,07%	0	0%
PUM+J	2	0,07%	29	0,13%	5	0,12%	1	0,02%	0	0%
IZQP - UNIDOS - DEF	0	0%	13	0,06%	0	0%	2	0,04%	0	0%
	Sant Iscle de Vallalta		Sant Jaume de Frontanyà		Sant Joan Despí		Sant Joan de Vilatorrada		Sant Julià de Cerdanyola	
Escrutat		100%		100%		100%		100%		100%
Total votants	639	58,35%	16	69,56%	16.725	64,32%	4.825	58,46%	173	85,22%
Abstenció	456	41,64%	7	30,43%	9.275	35,67%	3.428	41,53%	30	14,77%
Vots nuls	6	0,93%	0	0%	120	0,71%	49	1,01%	3	1,73%
Vots en blanc	12	1,87%	2	12,50%	224	1,33%	74	1,53%	1	0,57%
PSC	105	16,58%	6	37,50%	6.470	38,96%	1.325	27,74%	12	7,05%
CAT-JUNTS+	200	31,59%	2	12,50%	1.966	11,83%	1.126	23,57%	75	44,11%
ERC	99	15,63%	1	6,25%	1.940	11,68%	568	11,89%	42	24,70%
PP	38	6,00%	0	0%	2.143	12,90%	395	8,27%	0	0%
VOX	34	5,37%	5	31,25%	1.500	9,03%	422	8,83%	2	1,17%
COMUNS SUMAR	51	8,05%	0	0%	1.214	7,31%	228	4,77%	7	4,11%
CUP - DT	29	4,58%	0	0%	323	1,94%	163	3,41%	16	9,41%
ALIANÇA.CAT	44	6,95%	0	0%	247	1,48%	366	7,66%	9	5,29%
PACMA	17	2,68%	0	0%	189	1,13%	43	0,90%	2	1,17%
Cs	1	0,15%	0	0%	197	1,18%	34	0,71%	0	0%
ALHORA	2	0,31%	0	0%	49	0,29%	11	0,23%	3	1,76%
FO	1	0,15%	0	0%	73	0,43%	11	0,23%	0	0%
PCTC	0	0%	0	0%	25	0,15%	5	0,10%	1	0,58%
RECORTES CERO	0	0%	0	0%	25	0,15%	2	0,04%	0	0%
PUM+J	0	0%	0	0%	9	0,05%	1	0,02%	0	0%
IZQP - UNIDOS - DEF	0	0%	0	0%	11	0,06%	2	0,04%	0	0%

Resultats Provisionals



99,57%
Escrutat

Catalunya > Municipis de Barcelona

	Sant Julià de Vilatorrada		Sant Just Desvern		Sant Llorenç Savall		Sant Llorenç d'Hortons		Sant Martí Sarroca	
Escrutat		100%		100%		100%		100%		100%
Total votants	1.860	72,09%	9.575	67,14%	1.098	54,08%	1.311	65,91%	1.496	59,67%
Abstenció	720	27,90%	4.685	32,85%	932	45,91%	678	34,08%	1.011	40,32%
Vots nuls	12	0,64%	36	0,37%	10	0,91%	16	1,22%	12	0,80%
Vots en blanc	32	1,72%	115	1,20%	15	1,36%	16	1,22%	13	0,86%
PSC	133	7,19%	2.524	26,45%	184	16,91%	241	18,61%	306	20,61%
CAT-JUNTS+	1.069	57,84%	2.385	25,00%	343	31,52%	372	28,72%	510	34,36%
ERC	218	11,79%	1.204	12,62%	226	20,77%	265	20,46%	265	17,85%
PP	36	1,94%	1.304	13,67%	41	3,76%	93	7,18%	65	4,38%
VOX	29	1,56%	606	6,35%	84	7,72%	83	6,40%	69	4,64%
COMUNS SUMAR	29	1,56%	497	5,21%	42	3,86%	61	4,71%	50	3,36%
CUP - DT	77	4,16%	416	4,36%	75	6,89%	76	5,86%	111	7,47%
ALIANÇA.CAT	199	10,76%	215	2,25%	46	4,22%	54	4,16%	66	4,44%
PACMA	8	0,43%	89	0,93%	9	0,82%	22	1,69%	15	1,01%
Cs	0	0%	82	0,85%	7	0,64%	1	0,07%	3	0,20%
ALHORA	17	0,91%	56	0,58%	10	0,91%	3	0,23%	6	0,40%
FO	1	0,05%	28	0,29%	3	0,27%	5	0,38%	2	0,13%
PCTC	0	0%	9	0,09%	2	0,18%	3	0,23%	0	0%
RECORTES CERO	0	0%	1	0,01%	0	0%	0	0%	1	0,06%
PUM+J	0	0%	7	0,07%	0	0%	0	0%	1	0,06%
IZQP - UNIDOS - DEF	0	0%	1	0,01%	1	0,09%	0	0%	1	0,06%

	Sant Martí Sesgueioles		Sant Martí d'Albars		Sant Martí de Centelles		Sant Martí de Tous		Sant Mateu de Bages	
Escrutat		100%		100%		100%		100%		100%
Total votants	190	63,33%	76	69,72%	512	54,99%	688	70,63%	347	66,60%
Abstenció	110	36,66%	33	30,27%	419	45,00%	286	29,36%	174	33,39%
Vots nuls	5	2,63%	2	2,63%	1	0,19%	11	1,59%	5	1,44%
Vots en blanc	1	0,52%	1	1,31%	6	1,17%	9	1,30%	7	2,01%
PSC	23	12,43%	3	4,05%	101	19,76%	79	11,66%	36	10,52%
CAT-JUNTS+	76	41,08%	35	47,29%	152	29,74%	254	37,51%	135	39,47%
ERC	34	18,37%	8	10,81%	90	17,61%	164	24,22%	84	24,56%
PP	9	4,86%	0	0%	25	4,89%	21	3,10%	7	2,04%
VOX	10	5,40%	4	5,40%	25	4,89%	22	3,24%	9	2,63%
COMUNS SUMAR	6	3,24%	1	1,35%	30	5,87%	17	2,51%	5	1,46%
CUP - DT	12	6,48%	15	20,27%	35	6,84%	66	9,74%	21	6,14%
ALIANÇA.CAT	7	3,78%	5	6,75%	27	5,28%	31	4,57%	29	8,47%
PACMA	3	1,62%	0	0%	10	1,95%	5	0,73%	4	1,16%
Cs	0	0%	0	0%	1	0,19%	1	0,14%	2	0,58%
ALHORA	3	1,62%	2	2,70%	5	0,97%	6	0,88%	2	0,58%
FO	1	0,54%	0	0%	2	0,39%	0	0%	1	0,29%
PCTC	0	0%	0	0%	1	0,19%	1	0,14%	0	0%
RECORTES CERO	0	0%	0	0%	1	0,19%	0	0%	0	0%
PUM+J	0	0%	0	0%	0	0%	1	0,14%	0	0%
IZQP - UNIDOS - DEF	0	0%	0	0%	0	0%	0	0%	0	0%

Resultats Provisionals



99,57%
Escrutat

Catalunya > Municipis de Barcelona

	Sant Pere Sallavinera		Sant Pere de Ribes		Sant Pere de Riudebitlles		Sant Pere de Torelló		Sant Pere de Vilamajor	
Escrutat		100%		100%		100%		100%		100%
Total votants	95	78,51%	11.780	53,82%	1.145	60,87%	1.176	61,79%	2.244	59,16%
Abstenció	26	21,48%	10.104	46,17%	736	39,12%	727	38,20%	1.549	40,83%
Vots nuls	1	1,05%	88	0,74%	8	0,69%	12	1,02%	24	1,06%
Vots en blanc	0	0%	113	0,95%	10	0,87%	26	2,21%	44	1,96%
PSC	4	4,25%	3.859	33,00%	254	22,33%	142	12,19%	435	19,59%
CAT-JUNTS+	44	46,80%	1.995	17,06%	385	33,86%	541	46,47%	636	28,64%
ERC	19	20,21%	1.464	12,52%	204	17,94%	156	13,40%	385	17,34%
PP	2	2,12%	1.214	10,38%	43	3,78%	25	2,14%	183	8,24%
VOX	1	1,06%	1.178	10,07%	48	4,22%	41	3,52%	137	6,17%
COMUNS SUMAR	3	3,19%	660	5,64%	37	3,25%	20	1,71%	133	5,99%
CUP - DT	12	12,76%	582	4,97%	92	8,09%	76	6,52%	119	5,36%
ALIANÇA.CAT	8	8,51%	256	2,18%	43	3,78%	111	9,53%	77	3,46%
PACMA	0	0%	150	1,28%	9	0,79%	16	1,37%	37	1,66%
Cs	0	0%	108	0,92%	1	0,08%	0	0%	5	0,22%
ALHORA	0	0%	38	0,32%	5	0,43%	5	0,42%	19	0,85%
FO	0	0%	46	0,39%	2	0,17%	2	0,17%	4	0,18%
PCTC	0	0%	13	0,11%	1	0,08%	0	0%	2	0,09%
RECORTES CERO	0	0%	9	0,07%	2	0,17%	0	0%	1	0,04%
PUM+J	1	1,06%	5	0,04%	1	0,08%	1	0,08%	2	0,09%
IZQP - UNIDOS - DEF	0	0%	2	0,01%	0	0%	2	0,17%	1	0,04%

	Sant Pol de Mar		Sant Quintí de Mediona		Sant Quirze Safaja		Sant Quirze de Besora		Sant Quirze del Vallès	
Escrutat		100%		100%		100%		100%		100%
Total votants	2.707	64,77%	1.019	59,80%	281	54,66%	1.103	67,91%	9.886	64,69%
Abstenció	1.472	35,22%	685	40,19%	233	45,33%	521	32,08%	5.395	35,30%
Vots nuls	22	0,81%	10	0,98%	2	0,71%	17	1,54%	70	0,70%
Vots en blanc	26	0,96%	16	1,57%	4	1,42%	16	1,45%	119	1,20%
PSC	376	14,00%	175	17,34%	48	17,20%	155	14,27%	2.190	22,31%
CAT-JUNTS+	1.127	41,97%	315	31,21%	113	40,50%	380	34,99%	2.673	27,23%
ERC	501	18,65%	212	21,01%	38	13,62%	149	13,72%	1.458	14,85%
PP	140	5,21%	65	6,44%	22	7,88%	43	3,95%	1.070	10,90%
VOX	73	2,71%	31	3,07%	18	6,45%	27	2,48%	838	8,53%
COMUNS SUMAR	120	4,46%	23	2,27%	6	2,15%	23	2,11%	443	4,51%
CUP - DT	141	5,25%	77	7,63%	16	5,73%	55	5,06%	348	3,54%
ALIANÇA.CAT	107	3,98%	70	6,93%	8	2,86%	229	21,08%	349	3,55%
PACMA	33	1,22%	9	0,89%	3	1,07%	3	0,27%	119	1,21%
Cs	8	0,29%	3	0,29%	1	0,35%	1	0,09%	91	0,92%
ALHORA	23	0,85%	8	0,79%	2	0,71%	5	0,46%	64	0,65%
FO	2	0,07%	4	0,39%	0	0%	0	0%	28	0,28%
PCTC	3	0,11%	0	0%	0	0%	0	0%	10	0,10%
RECORTES CERO	2	0,07%	0	0%	0	0%	0	0%	6	0,06%
PUM+J	3	0,11%	1	0,09%	0	0%	0	0%	10	0,10%
IZQP - UNIDOS - DEF	0	0%	0	0%	0	0%	0	0%	0	0%

Resultats Provisionals



99,57%
Escrutat

Catalunya > Municipis de Barcelona

	Sant Sadurní d'Anoia		Sant Sadurní d'Osormort		Sant Salvador de Guardiola		Sant Vicenç de Castellet		Sant Vicenç de Montalt	
Escrutat		100%		100%		100%		100%		100%
Total votants	6.069	62,81%	55	74,32%	1.596	59,04%	3.810	52,89%	3.044	62,42%
Abstenció	3.592	37,18%	19	25,67%	1.107	40,95%	3.393	47,10%	1.832	37,57%
Vots nuls	55	0,90%	0	0%	15	0,93%	35	0,91%	24	0,78%
Vots en blanc	71	1,16%	0	0%	23	1,44%	44	1,15%	42	1,37%
PSC	1.588	26,40%	6	10,90%	314	19,86%	1.066	28,23%	562	18,60%
CAT-JUNTS+	1.608	26,73%	22	40,00%	480	30,36%	800	21,19%	994	32,91%
ERC	1.120	18,62%	7	12,72%	193	12,20%	640	16,95%	301	9,96%
PP	385	6,40%	4	7,27%	111	7,02%	274	7,25%	506	16,75%
VOX	250	4,15%	3	5,45%	151	9,55%	296	7,84%	217	7,18%
COMUNS SUMAR	315	5,23%	0	0%	69	4,36%	168	4,45%	93	3,07%
CUP - DT	305	5,07%	4	7,27%	79	4,99%	130	3,44%	63	2,08%
ALIANÇA.CAT	244	4,05%	7	12,72%	112	7,08%	269	7,12%	179	5,92%
PACMA	36	0,59%	0	0%	21	1,32%	39	1,03%	36	1,19%
Cs	17	0,28%	1	1,81%	9	0,56%	8	0,21%	13	0,43%
ALHORA	30	0,49%	0	0%	11	0,69%	10	0,26%	6	0,19%
FO	22	0,36%	0	0%	3	0,18%	25	0,66%	2	0,06%
PCTC	11	0,18%	1	1,81%	2	0,12%	2	0,05%	2	0,06%
RECORTES CERO	6	0,09%	0	0%	0	0%	1	0,02%	2	0,06%
PUM+J	5	0,08%	0	0%	3	0,18%	2	0,05%	1	0,03%
IZQP - UNIDOS - DEF	1	0,01%	0	0%	0	0%	1	0,02%	1	0,03%

	Sant Vicenç de Torelló		Sant Vicenç dels Horts		Santa Cecília de Voltregà		Santa Coloma de Cervelló		Santa Coloma de Gramenet	
Escrutat		100%		100%		100%		100%		100%
Total votants	1.100	67,73%	11.565	54,06%	111	72,07%	4.052	63,07%	40.022	51,89%
Abstenció	524	32,26%	9.824	45,93%	43	27,92%	2.372	36,92%	37.093	48,10%
Vots nuls	16	1,45%	118	1,02%	1	0,90%	40	0,98%	262	0,65%
Vots en blanc	14	1,27%	119	1,02%	4	3,60%	76	1,87%	450	1,12%
PSC	107	9,87%	3.776	32,98%	3	2,72%	1.190	29,66%	18.648	46,90%
CAT-JUNTS+	486	44,83%	967	8,44%	73	66,36%	577	14,38%	2.035	5,11%
ERC	161	14,85%	2.157	18,84%	10	9,09%	736	18,34%	3.945	9,92%
PP	17	1,56%	1.187	10,36%	2	1,81%	371	9,24%	5.099	12,82%
VOX	19	1,75%	1.575	13,75%	0	0%	310	7,72%	4.034	10,14%
COMUNS SUMAR	28	2,58%	722	6,30%	0	0%	362	9,02%	2.746	6,90%
CUP - DT	82	7,56%	291	2,54%	1	0,90%	178	4,43%	833	2,09%
ALIANÇA.CAT	143	13,19%	222	1,93%	17	15,45%	70	1,74%	417	1,04%
PACMA	13	1,19%	142	1,24%	0	0%	61	1,52%	539	1,35%
Cs	0	0%	116	1,01%	0	0%	32	0,79%	567	1,42%
ALHORA	14	1,29%	28	0,24%	0	0%	20	0,49%	35	0,08%
FO	0	0%	79	0,69%	0	0%	18	0,44%	232	0,58%
PCTC	0	0%	14	0,12%	0	0%	5	0,12%	87	0,21%
RECORTES CERO	0	0%	8	0,06%	0	0%	3	0,07%	40	0,10%
PUM+J	0	0%	11	0,09%	0	0%	2	0,04%	26	0,06%
IZQP - UNIDOS - DEF	0	0%	33	0,28%	0	0%	1	0,02%	27	0,06%

Resultats Provisionals



99,57%
Escrutat

Catalunya > Municipis de Barcelona

	Santa Eugènia de Berga		Santa Eulàlia de Riuprimer		Santa Eulàlia de Ronçana		Santa Fe del Penedès		Santa Margarida de Montbui	
Escrutat		100%		100%		100%		100%		100%
Total votants	1.160	67,63%	747	68,78%	3.403	55,66%	222	80,72%	3.714	50,58%
Abstenció	555	32,36%	339	31,21%	2.710	44,33%	53	19,27%	3.628	49,41%
Vots nuls	10	0,86%	8	1,07%	20	0,58%	7	3,15%	42	1,13%
Vots en blanc	14	1,20%	7	0,93%	51	1,49%	4	1,80%	59	1,58%
PSC	129	11,21%	64	8,66%	805	23,79%	21	9,76%	1.357	36,95%
CAT-JUNTS+	571	49,65%	346	46,82%	952	28,14%	90	41,86%	382	10,40%
ERC	198	17,21%	119	16,10%	543	16,05%	40	18,60%	447	12,17%
PP	26	2,26%	16	2,16%	268	7,92%	9	4,18%	345	9,39%
VOX	15	1,30%	12	1,62%	250	7,38%	8	3,72%	567	15,44%
COMUNS SUMAR	28	2,43%	33	4,46%	147	4,34%	8	3,72%	186	5,06%
CUP - DT	51	4,43%	61	8,25%	165	4,87%	18	8,37%	99	2,69%
ALIANÇA.CAT	99	8,60%	64	8,66%	93	2,74%	14	6,51%	114	3,10%
PACMA	7	0,60%	11	1,48%	45	1,33%	1	0,46%	38	1,03%
Cs	1	0,08%	0	0%	26	0,76%	0	0%	30	0,81%
ALHORA	9	0,78%	6	0,81%	15	0,44%	1	0,46%	6	0,16%
FO	0	0%	0	0%	7	0,20%	0	0%	22	0,59%
PCTC	1	0,08%	0	0%	7	0,20%	1	0,46%	6	0,16%
RECORTES CERO	0	0%	0	0%	5	0,14%	0	0%	5	0,13%
PUM+J	1	0,08%	0	0%	2	0,05%	0	0%	3	0,08%
IZQP - UNIDOS - DEF	0	0%	0	0%	2	0,05%	0	0%	6	0,16%
	Santa Margarida i els Monjos		Santa Maria d'Oló		Santa Maria de Besora		Santa Maria de Martorelles		Santa Maria de Merlès	
Escrutat		100%		100%		100%		100%		100%
Total votants	3.074	58,02%	573	66,93%	93	68,38%	456	64,22%	89	66,41%
Abstenció	2.224	41,97%	283	33,06%	43	31,61%	254	35,77%	45	33,58%
Vots nuls	28	0,91%	7	1,22%	0	0%	10	2,19%	0	0%
Vots en blanc	32	1,04%	10	1,74%	0	0%	6	1,31%	1	1,12%
PSC	1.091	35,81%	43	7,59%	11	11,82%	67	15,02%	11	12,35%
CAT-JUNTS+	586	19,23%	239	42,22%	34	36,55%	116	26,00%	40	44,94%
ERC	453	14,87%	134	23,67%	15	16,12%	94	21,07%	6	6,74%
PP	247	8,10%	6	1,06%	2	2,15%	23	5,15%	0	0%
VOX	272	8,92%	5	0,88%	3	3,22%	23	5,15%	2	2,24%
COMUNS SUMAR	101	3,31%	11	1,94%	7	7,52%	56	12,55%	1	1,12%
CUP - DT	85	2,79%	73	12,89%	6	6,45%	22	4,93%	19	21,34%
ALIANÇA.CAT	98	3,21%	41	7,24%	15	16,12%	17	3,81%	7	7,86%
PACMA	31	1,01%	2	0,35%	0	0%	14	3,13%	2	2,24%
Cs	16	0,52%	0	0%	0	0%	1	0,22%	0	0%
ALHORA	9	0,29%	1	0,17%	0	0%	4	0,89%	0	0%
FO	13	0,42%	0	0%	0	0%	2	0,44%	0	0%
PCTC	8	0,26%	0	0%	0	0%	1	0,22%	0	0%
RECORTES CERO	2	0,06%	0	0%	0	0%	0	0%	0	0%
PUM+J	1	0,03%	0	0%	0	0%	0	0%	0	0%
IZQP - UNIDOS - DEF	1	0,03%	1	0,17%	0	0%	0	0%	0	0%

Resultats Provisionals



99,57%
Escrutat

Catalunya > Municipis de Barcelona

	Santa Maria de Miralles		Santa Maria de Palautordera		Santa Perpètua de Mogoda		Santa Susanna		Santpedor	
Escrutat		100%		100%		100%		100%		100%
Total votants	68	62,96%	4.678	62,88%	10.804	56,95%	1.516	56,52%	3.780	63,85%
Abstenció	40	37,03%	2.761	37,11%	8.166	43,04%	1.166	43,47%	2.140	36,14%
Vots nuls	1	1,47%	47	1,00%	93	0,86%	21	1,38%	37	0,97%
Vots en blanc	0	0%	63	1,34%	125	1,15%	20	1,31%	50	1,32%
PSC	12	17,91%	991	21,39%	3.768	35,17%	348	23,27%	681	18,19%
CAT-JUNTS+	28	41,79%	1.546	33,38%	1.188	11,09%	325	21,73%	1.174	31,36%
ERC	15	22,38%	714	15,41%	1.480	13,81%	256	17,12%	688	18,38%
PP	0	0%	261	5,63%	1.231	11,49%	167	11,17%	171	4,56%
VOX	2	2,98%	235	5,07%	1.172	10,94%	146	9,76%	190	5,07%
COMUNS SUMAR	3	4,47%	228	4,92%	780	7,28%	65	4,34%	126	3,36%
CUP - DT	4	5,97%	288	6,21%	321	2,99%	69	4,61%	222	5,93%
ALIANÇA.CAT	1	1,49%	192	4,14%	185	1,72%	58	3,87%	370	9,88%
PACMA	0	0%	55	1,18%	154	1,43%	14	0,93%	20	0,53%
Cs	0	0%	9	0,19%	208	1,94%	19	1,27%	14	0,37%
ALHORA	2	2,98%	27	0,58%	20	0,18%	4	0,26%	30	0,80%
FO	0	0%	7	0,15%	45	0,42%	0	0%	3	0,08%
PCTC	0	0%	6	0,12%	8	0,07%	0	0%	0	0%
RECORTES CERO	0	0%	2	0,04%	11	0,10%	1	0,06%	3	0,08%
PUM+J	0	0%	5	0,10%	9	0,08%	3	0,20%	0	0%
IZQP - UNIDOS - DEF	0	0%	2	0,04%	6	0,05%	0	0%	1	0,02%
	Sentmenat		Seva		Sitges		Sobremunt		Sora	
Escrutat		100%		100%		100%		100%		100%
Total votants	4.012	55,98%	1.887	64,05%	11.668	57,74%	47	65,27%	121	70,76%
Abstenció	3.154	44,01%	1.059	35,94%	8.539	42,25%	25	34,72%	50	29,23%
Vots nuls	34	0,84%	17	0,90%	69	0,59%	0	0%	1	0,82%
Vots en blanc	44	1,09%	26	1,37%	118	1,01%	0	0%	3	2,47%
PSC	1.048	26,34%	189	10,10%	3.139	27,06%	1	2,12%	7	5,83%
CAT-JUNTS+	803	20,18%	844	45,13%	2.708	23,34%	20	42,55%	46	38,33%
ERC	640	16,08%	313	16,73%	1.395	12,02%	10	21,27%	19	15,83%
PP	291	7,31%	89	4,75%	1.796	15,48%	0	0%	1	0,83%
VOX	509	12,79%	65	3,47%	918	7,91%	0	0%	0	0%
COMUNS SUMAR	214	5,37%	54	2,88%	604	5,20%	3	6,38%	2	1,66%
CUP - DT	184	4,62%	109	5,82%	371	3,19%	9	19,14%	16	13,33%
ALIANÇA.CAT	111	2,79%	145	7,75%	249	2,14%	3	6,38%	25	20,83%
PACMA	61	1,53%	17	0,90%	122	1,05%	1	2,12%	1	0,83%
Cs	21	0,52%	3	0,16%	89	0,76%	0	0%	0	0%
ALHORA	17	0,42%	12	0,64%	33	0,28%	0	0%	0	0%
FO	21	0,52%	0	0%	22	0,18%	0	0%	0	0%
PCTC	6	0,15%	2	0,10%	15	0,12%	0	0%	0	0%
RECORTES CERO	4	0,10%	1	0,05%	17	0,14%	0	0%	0	0%
PUM+J	3	0,07%	1	0,05%	1	0,01%	0	0%	0	0%
IZQP - UNIDOS - DEF	1	0,02%	0	0%	2	0,01%	0	0%	0	0%

Resultats Provisionals



99,57%
Escrutat

Catalunya > Municipis de Barcelona

	Subirats		Súria		Tagamanent		Talamanca		Taradell	
Escrutat		100%		100%		100%		100%		100%
Total votants	1.678	64,81%	2.812	60,86%	154	64,70%	110	63,95%	3.284	64,32%
Abstenció	911	35,18%	1.808	39,13%	84	35,29%	62	36,04%	1.821	35,67%
Vots nuls	13	0,77%	24	0,85%	1	0,64%	0	0%	17	0,51%
Vots en blanc	14	0,83%	32	1,13%	3	1,94%	1	0,90%	51	1,55%
PSC	229	13,75%	912	32,71%	28	18,30%	21	19,09%	299	9,15%
CAT-JUNTS+	642	38,55%	691	24,78%	56	36,60%	37	33,63%	1.691	51,76%
ERC	315	18,91%	420	15,06%	28	18,30%	14	12,72%	441	13,49%
PP	60	3,60%	189	6,77%	7	4,57%	6	5,45%	78	2,38%
VOX	62	3,72%	171	6,13%	2	1,30%	2	1,81%	45	1,37%
COMUNS SUMAR	51	3,06%	90	3,22%	5	3,26%	4	3,63%	58	1,77%
CUP - DT	176	10,57%	109	3,90%	9	5,88%	13	11,81%	204	6,24%
ALIANÇA.CAT	73	4,38%	100	3,58%	13	8,49%	7	6,36%	348	10,65%
PACMA	12	0,72%	27	0,96%	2	1,30%	3	2,72%	22	0,67%
Cs	4	0,24%	12	0,43%	0	0%	1	0,90%	3	0,09%
ALHORA	18	1,08%	12	0,43%	0	0%	0	0%	22	0,67%
FO	8	0,48%	12	0,43%	0	0%	1	0,90%	2	0,06%
PCTC	1	0,06%	6	0,21%	0	0%	0	0%	3	0,09%
RECORTES CERO	0	0%	0	0%	0	0%	0	0%	0	0%
PUM+J	0	0%	3	0,10%	0	0%	0	0%	0	0%
IZQP - UNIDOS - DEF	0	0%	2	0,07%	0	0%	0	0%	0	0%

	Tavertet		Tavernoles		Teià		Terrassa		Tiana	
Escrutat		100%		100%		100%		100%		100%
Total votants	93	81,57%	195	73,30%	3.368	66,56%	91.024	56,99%	4.587	64,29%
Abstenció	21	18,42%	71	26,69%	1.692	33,43%	68.688	43,00%	2.547	35,70%
Vots nuls	0	0%	0	0%	36	1,06%	713	0,78%	19	0,41%
Vots en blanc	0	0%	1	0,51%	36	1,06%	1.152	1,26%	79	1,72%
PSC	9	9,67%	21	10,76%	615	18,45%	27.418	30,35%	1.013	22,17%
CAT-JUNTS+	49	52,68%	90	46,15%	1.252	37,57%	15.452	17,10%	1.415	30,97%
ERC	11	11,82%	24	12,30%	475	14,25%	12.006	13,29%	637	13,94%
PP	3	3,22%	4	2,05%	348	10,44%	9.010	9,97%	465	10,17%
VOX	0	0%	2	1,02%	106	3,18%	10.737	11,88%	187	4,09%
COMUNS SUMAR	12	12,90%	6	3,07%	158	4,74%	5.415	5,99%	263	5,75%
CUP - DT	4	4,30%	17	8,71%	163	4,89%	3.063	3,39%	218	4,77%
ALIANÇA.CAT	4	4,30%	28	14,35%	114	3,42%	2.663	2,94%	150	3,28%
PACMA	0	0%	1	0,51%	26	0,78%	1.251	1,38%	51	1,11%
Cs	0	0%	0	0%	10	0,30%	864	0,95%	34	0,74%
ALHORA	0	0%	1	0,51%	13	0,39%	355	0,39%	43	0,94%
FO	1	1,07%	0	0%	6	0,18%	456	0,50%	5	0,10%
PCTC	0	0%	0	0%	5	0,15%	169	0,18%	3	0,06%
RECORTES CERO	0	0%	0	0%	2	0,06%	135	0,14%	0	0%
PUM+J	0	0%	0	0%	3	0,09%	120	0,13%	5	0,10%
IZQP - UNIDOS - DEF	0	0%	0	0%	0	0%	45	0,04%	0	0%

Resultats Provisionals



99,57%
Escrutat

Catalunya > Municipis de Barcelona

	Tona		Tordera		Torelló		Torre de Claramunt, la		Torrelavit	
Escrutat		100%		100%		100%		100%		100%
Total votants	3.757	59,51%	6.503	47,77%	6.254	59,76%	1.750	53,41%	759	68,87%
Abstenció	2.556	40,48%	7.108	52,22%	4.210	40,23%	1.526	46,58%	343	31,12%
Vots nuls	44	1,17%	66	1,01%	59	0,94%	15	0,85%	17	2,23%
Vots en blanc	55	1,46%	81	1,24%	75	1,19%	19	1,08%	12	1,58%
PSC	527	14,19%	1.681	26,11%	1.037	16,73%	483	27,83%	97	13,07%
CAT-JUNTS+	1.653	44,51%	1.582	24,57%	2.431	39,24%	345	19,88%	306	41,23%
ERC	499	13,43%	1.010	15,69%	742	11,97%	233	13,42%	147	19,81%
PP	158	4,25%	499	7,75%	206	3,32%	184	10,60%	21	2,83%
VOX	134	3,60%	719	11,16%	229	3,69%	234	13,48%	17	2,29%
COMUNS SUMAR	101	2,72%	232	3,60%	175	2,82%	78	4,49%	33	4,44%
CUP - DT	179	4,82%	197	3,06%	371	5,98%	69	3,97%	48	6,46%
ALIANÇA.CAT	330	8,88%	252	3,91%	794	12,81%	36	2,07%	32	4,31%
PACMA	28	0,75%	83	1,28%	43	0,69%	28	1,61%	11	1,48%
Cs	4	0,10%	37	0,57%	23	0,37%	12	0,69%	5	0,67%
ALHORA	34	0,91%	13	0,20%	42	0,67%	3	0,17%	9	1,21%
FO	5	0,13%	29	0,45%	15	0,24%	10	0,57%	0	0%
PCTC	2	0,05%	8	0,12%	5	0,08%	1	0,05%	3	0,40%
RECORTES CERO	1	0,02%	8	0,12%	4	0,06%	0	0%	1	0,13%
PUM+J	3	0,08%	5	0,07%	3	0,04%	0	0%	0	0%
IZQP - UNIDOS - DEF	0	0%	1	0,01%	0	0%	0	0%	0	0%

	Torrelles de Foix		Torrelles de Llobregat		Ullastrell		Vacarisses		Vallbona d'Anoia	
Escrutat		100%		100%		100%		100%		100%
Total votants	898	48,61%	2.735	58,55%	1.097	66,97%	3.043	53,27%	671	62,41%
Abstenció	949	51,38%	1.936	41,44%	541	33,02%	2.669	46,72%	404	37,58%
Vots nuls	12	1,33%	18	0,65%	5	0,45%	22	0,72%	3	0,44%
Vots en blanc	9	1,00%	41	1,49%	18	1,64%	37	1,21%	10	1,49%
PSC	251	28,32%	565	20,79%	173	15,84%	703	23,27%	155	23,20%
CAT-JUNTS+	193	21,78%	685	25,21%	304	27,83%	562	18,60%	218	32,63%
ERC	148	16,70%	538	19,80%	269	24,63%	608	20,12%	87	13,02%
PP	78	8,80%	184	6,77%	63	5,76%	220	7,28%	31	4,64%
VOX	75	8,46%	172	6,33%	74	6,77%	377	12,47%	42	6,28%
COMUNS SUMAR	35	3,95%	181	6,66%	52	4,76%	146	4,83%	19	2,84%
CUP - DT	37	4,17%	183	6,73%	68	6,22%	140	4,63%	67	10,02%
ALIANÇA.CAT	40	4,51%	83	3,05%	40	3,66%	89	2,94%	14	2,09%
PACMA	9	1,01%	31	1,14%	17	1,55%	77	2,54%	15	2,24%
Cs	4	0,45%	11	0,40%	3	0,27%	23	0,76%	2	0,29%
ALHORA	2	0,22%	25	0,92%	10	0,91%	14	0,46%	1	0,14%
FO	4	0,45%	13	0,47%	0	0%	15	0,49%	1	0,14%
PCTC	1	0,11%	1	0,03%	1	0,09%	5	0,16%	2	0,29%
RECORTES CERO	0	0%	2	0,07%	0	0%	0	0%	4	0,59%
PUM+J	0	0%	1	0,03%	0	0%	4	0,13%	0	0%
IZQP - UNIDOS - DEF	0	0%	1	0,03%	0	0%	1	0,03%	0	0%

Resultats Provisionals



99,57%
Escrutat

Catalunya > Municipis de Barcelona

	Vallcebre		Vallgorguina		Vallirana		Vallromanes		Veciana	
Escrutat		100%		100%		100%		100%		100%
Total votants	158	64,75%	1.321	56,81%	6.488	53,46%	1.310	64,37%	89	67,42%
Abstenció	86	35,24%	1.004	43,18%	5.647	46,53%	725	35,62%	43	32,57%
Vots nuls	1	0,63%	13	0,98%	55	0,84%	12	0,91%	2	2,24%
Vots en blanc	0	0%	15	1,13%	98	1,51%	16	1,22%	2	2,24%
PSC	25	15,92%	172	13,14%	2.030	31,55%	264	20,33%	9	10,34%
CAT-JUNTS+	73	46,49%	459	35,09%	916	14,23%	423	32,58%	48	55,17%
ERC	25	15,92%	217	16,59%	1.029	15,99%	170	13,09%	10	11,49%
PP	6	3,82%	74	5,65%	728	11,31%	154	11,86%	4	4,59%
VOX	1	0,63%	77	5,88%	753	11,70%	90	6,93%	4	4,59%
COMUNS SUMAR	5	3,18%	66	5,04%	341	5,30%	46	3,54%	2	2,29%
CUP - DT	13	8,28%	127	9,70%	152	2,36%	38	2,92%	2	2,29%
ALIANÇA.CAT	7	4,45%	57	4,35%	117	1,81%	64	4,93%	1	1,14%
PACMA	2	1,27%	18	1,37%	111	1,72%	17	1,30%	1	1,14%
Cs	0	0%	2	0,15%	87	1,35%	6	0,46%	1	1,14%
ALHORA	0	0%	13	0,99%	14	0,21%	5	0,38%	2	2,29%
FO	0	0%	7	0,53%	34	0,52%	1	0,07%	0	0%
PCTC	0	0%	1	0,07%	9	0,13%	2	0,15%	0	0%
RECORTES CERO	0	0%	3	0,22%	6	0,09%	0	0%	0	0%
PUM+J	0	0%	0	0%	3	0,04%	1	0,07%	1	1,14%
IZQP - UNIDOS - DEF	0	0%	0	0%	5	0,07%	1	0,07%	0	0%

	Vic		Vilada		Viladecans		Viladecavalls		Vilafranca del Penedès	
Escrutat		100%		100%		100%		100%		98,63%
Total votants	16.463	59,11%	267	70,44%	28.768	57,53%	3.839	61,52%	17.013	60,12%
Abstenció	11.386	40,88%	112	29,55%	21.230	42,46%	2.401	38,47%	11.284	39,87%
Vots nuls	131	0,79%	4	1,49%	230	0,79%	31	0,80%	145	0,85%
Vots en blanc	163	0,99%	5	1,87%	412	1,43%	54	1,40%	164	0,96%
PSC	2.510	15,36%	38	14,44%	11.646	40,80%	909	23,87%	4.260	25,25%
CAT-JUNTS+	7.079	43,34%	84	31,93%	1.937	6,78%	829	21,76%	4.770	28,27%
ERC	1.919	11,74%	53	20,15%	3.375	11,82%	603	15,83%	2.536	15,03%
PP	775	4,74%	3	1,14%	4.002	14,02%	435	11,42%	1.092	6,47%
VOX	587	3,59%	7	2,66%	3.276	11,47%	381	10,00%	830	4,92%
COMUNS SUMAR	526	3,22%	9	3,42%	1.795	6,28%	211	5,54%	689	4,08%
CUP - DT	1.029	6,30%	33	12,54%	445	1,55%	125	3,28%	1.230	7,29%
ALIANÇA.CAT	1.400	8,57%	24	9,12%	410	1,43%	128	3,36%	899	5,32%
PACMA	101	0,61%	3	1,14%	456	1,59%	59	1,54%	147	0,87%
Cs	21	0,12%	0	0%	418	1,46%	33	0,86%	64	0,37%
ALHORA	162	0,99%	3	1,14%	38	0,13%	10	0,26%	97	0,57%
FO	30	0,18%	0	0%	182	0,63%	16	0,42%	53	0,31%
PCTC	12	0,07%	0	0%	52	0,18%	5	0,13%	15	0,08%
RECORTES CERO	9	0,05%	1	0,38%	47	0,16%	7	0,18%	9	0,05%
PUM+J	6	0,03%	0	0%	25	0,08%	3	0,07%	7	0,04%
IZQP - UNIDOS - DEF	3	0,01%	0	0%	22	0,07%	0	0%	6	0,03%

Resultats Provisionals



99,57%
Escrutat

Catalunya > Municipis de Barcelona

	Vilalba Sasserra		Vilanova de Sau		Vilanova del Camí		Vilanova del Vallès		Vilanova i la Geltrú	
Escrutat		100%		100%		100%		100%		100%
Total votants	303	53,34%	168	62,92%	5.020	52,65%	2.528	59,16%	30.019	58,83%
Abstenció	265	46,65%	99	37,07%	4.514	47,34%	1.745	40,83%	21.002	41,16%
Vots nuls	3	0,99%	1	0,59%	69	1,37%	20	0,79%	227	0,75%
Vots en blanc	5	1,65%	0	0%	83	1,65%	33	1,30%	259	0,86%
PSC	51	17,00%	16	9,58%	1.970	39,78%	637	25,39%	9.623	32,30%
CAT-JUNTS+	91	30,33%	76	45,50%	478	9,65%	700	27,91%	5.873	19,71%
ERC	59	19,66%	27	16,16%	542	10,94%	300	11,96%	4.232	14,20%
PP	24	8,00%	5	2,99%	572	11,55%	252	10,04%	2.671	8,96%
VOX	23	7,66%	2	1,19%	694	14,01%	222	8,85%	1.932	6,48%
COMUNS SUMAR	10	3,33%	9	5,38%	244	4,92%	127	5,06%	1.955	6,56%
CUP - DT	11	3,66%	18	10,77%	109	2,20%	81	3,22%	1.458	4,89%
ALIANÇA.CAT	12	4,00%	11	6,58%	95	1,91%	74	2,95%	867	2,91%
PACMA	4	1,33%	1	0,59%	62	1,25%	32	1,27%	350	1,17%
Cs	2	0,66%	0	0%	47	0,94%	19	0,75%	232	0,77%
ALHORA	2	0,66%	1	0,59%	9	0,18%	17	0,67%	128	0,42%
FO	2	0,66%	0	0%	30	0,60%	8	0,31%	97	0,32%
PCTC	3	1,00%	1	0,59%	8	0,16%	4	0,15%	40	0,13%
RECORTES CERO	0	0%	0	0%	1	0,02%	0	0%	38	0,12%
PUM+J	1	0,33%	0	0%	6	0,12%	2	0,07%	26	0,08%
IZQP - UNIDOS - DEF	0	0%	0	0%	1	0,02%	0	0%	11	0,03%

	Vilassar de Dalt		Vilassar de Mar		Vilobí del Penedès		Viver i Serrateix		Òdena	
Escrutat		100%		100%		100%		100%		100%
Total votants	4.425	61,90%	10.428	64,85%	606	70,46%	101	74,26%	1.656	58,80%
Abstenció	2.723	38,09%	5.652	35,14%	254	29,53%	35	25,73%	1.160	41,19%
Vots nuls	32	0,72%	70	0,67%	2	0,33%	0	0%	31	1,87%
Vots en blanc	63	1,42%	109	1,04%	9	1,48%	4	3,96%	15	0,90%
PSC	838	19,07%	2.227	21,50%	103	17,05%	6	5,94%	449	27,63%
CAT-JUNTS+	1.444	32,87%	3.263	31,50%	222	36,75%	62	61,38%	386	23,75%
ERC	802	18,25%	1.467	14,16%	103	17,05%	9	8,91%	271	16,67%
PP	343	7,80%	974	9,40%	23	3,80%	0	0%	119	7,32%
VOX	211	4,80%	490	4,73%	32	5,29%	0	0%	129	7,93%
COMUNS SUMAR	183	4,16%	630	6,08%	14	2,31%	0	0%	48	2,95%
CUP - DT	226	5,14%	529	5,10%	53	8,77%	9	8,91%	71	4,36%
ALIANÇA.CAT	154	3,50%	394	3,80%	41	6,78%	11	10,89%	88	5,41%
PACMA	54	1,22%	111	1,07%	1	0,16%	0	0%	26	1,60%
Cs	23	0,52%	65	0,62%	0	0%	0	0%	9	0,55%
ALHORA	33	0,75%	58	0,55%	3	0,49%	0	0%	6	0,36%
FO	9	0,20%	19	0,18%	0	0%	0	0%	3	0,18%
PCTC	1	0,02%	5	0,04%	0	0%	0	0%	0	0%
RECORTES CERO	2	0,04%	7	0,06%	0	0%	0	0%	2	0,12%
PUM+J	2	0,04%	7	0,06%	0	0%	0	0%	2	0,12%
IZQP - UNIDOS - DEF	5	0,11%	3	0,02%	0	0%	0	0%	1	0,06%

Resultats Provisionals



99,57%
Escrutat

Catalunya > Municipis de Barcelona

	Òrrius	
Escrutat		100%
Total votants	420	66,87%
Abstenció	208	33,12%
Vots nuls	3	0,71%
Vots en blanc	2	0,47%
PSC	31	7,43%
CAT-JUNTS+	186	44,60%
ERC	64	15,34%
PP	19	4,55%
VOX	9	2,15%
COMUNS SUMAR	20	4,79%
CUP - DT	39	9,35%
ALIANÇA.CAT	26	6,23%
PACMA	8	1,91%
Cs	4	0,95%
ALHORA	6	1,43%
FO	3	0,71%
PCTC	0	0%
RECORTES CERO	0	0%
PUM+J	0	0%
IZQP - UNIDOS - DEF	0	0%

Resultats Provisionals



99,12%
Escrutat

Districtes de Barcelona ciutat

	Ciutat Vella		Eixample		Gràcia		Horta-Guinardó		Les Corts	
Escrutat		98,13%		99,18%		98,74%		100%		99,06%
Total votants	19.543	45,42%	110.170	64,86%	53.555	65,89%	72.737	58,84%	40.011	68,84%
Abstenció	23.480	54,57%	59.675	35,13%	27.720	34,10%	50.864	41,15%	18.106	31,15%
Vots nuls	93	0,47%	579	0,52%	272	0,50%	458	0,62%	177	0,44%
Vots en blanc	144	0,73%	1.013	0,91%	466	0,87%	664	0,91%	439	1,09%
PSC	6.034	31,02%	26.748	24,40%	11.412	21,41%	21.829	30,20%	9.583	24,05%
CAT-JUNTS+	3.036	15,60%	27.608	25,19%	14.040	26,34%	12.406	17,16%	9.648	24,22%
PP	1.748	8,98%	14.029	12,80%	4.758	8,92%	8.334	11,53%	8.002	20,08%
ERC	2.338	12,02%	14.116	12,88%	7.730	14,50%	10.033	13,88%	4.445	11,15%
COMUNS SUMAR	2.682	13,78%	10.249	9,35%	6.179	11,59%	6.852	9,47%	2.072	5,20%
VOX	1.136	5,84%	5.148	4,69%	1.958	3,67%	4.531	6,26%	2.537	6,36%
CUP - DT	1.215	6,24%	5.359	4,89%	4.209	7,89%	3.725	5,15%	1.208	3,03%
ALIANÇA.CAT	364	1,87%	2.476	2,25%	1.029	1,93%	1.494	2,06%	921	2,31%
PACMA	247	1,26%	902	0,82%	472	0,88%	935	1,29%	294	0,73%
Cs	155	0,79%	744	0,67%	245	0,45%	571	0,78%	319	0,80%
ALHORA	113	0,58%	770	0,70%	549	1,03%	385	0,53%	232	0,58%
FO	64	0,32%	156	0,14%	102	0,19%	239	0,33%	55	0,13%
PCTC	49	0,25%	98	0,08%	53	0,09%	101	0,13%	22	0,05%
RECORTES CERO	25	0,12%	71	0,06%	32	0,06%	92	0,12%	21	0,05%
PUM+J	26	0,13%	80	0,07%	31	0,05%	55	0,07%	28	0,07%
IZQP - UNIDOS - DEF	74	0,38%	24	0,02%	18	0,03%	33	0,04%	8	0,02%

	Nou Barris		Sant Andreu		Sant Martí		Sants-Montjuïc		Sarrià-Sant Gervasi	
Escrutat		98,73%		99,42%		99,62%		99,07%		98,16%
Total votants	61.391	52,79%	66.413	61,96%	98.083	61,65%	70.228	58,57%	70.244	69,44%
Abstenció	54.892	47,20%	40.765	38,03%	61.006	38,34%	49.673	41,42%	30.907	30,55%
Vots nuls	414	0,67%	421	0,63%	599	0,61%	374	0,53%	264	0,37%
Vots en blanc	543	0,88%	576	0,86%	823	0,83%	556	0,79%	835	1,18%
PSC	23.330	38,26%	20.701	31,36%	30.285	31,06%	20.107	28,78%	13.710	19,59%
CAT-JUNTS+	5.694	9,33%	10.569	16,01%	16.047	16,46%	12.193	17,45%	18.455	26,37%
PP	8.453	13,86%	7.708	11,68%	11.545	11,84%	7.464	10,68%	18.524	26,47%
ERC	7.048	11,55%	9.906	15,01%	14.167	14,53%	10.299	14,74%	5.087	7,26%
COMUNS SUMAR	5.054	8,28%	6.117	9,26%	9.095	9,32%	7.451	10,66%	3.023	4,31%
VOX	5.742	9,41%	4.107	6,22%	6.158	6,31%	3.977	5,69%	5.787	8,26%
CUP - DT	1.972	3,23%	2.882	4,36%	4.289	4,39%	4.109	5,88%	1.805	2,57%
ALIANÇA.CAT	1.021	1,67%	1.375	2,08%	2.052	2,10%	1.594	2,28%	1.324	1,89%
PACMA	807	1,32%	808	1,22%	1.061	1,08%	713	1,02%	417	0,59%
Cs	621	1,01%	557	0,84%	793	0,81%	484	0,69%	455	0,65%
ALHORA	140	0,22%	244	0,36%	481	0,49%	423	0,60%	365	0,52%
FO	260	0,42%	177	0,26%	330	0,33%	224	0,32%	70	0,10%
PCTC	103	0,16%	88	0,13%	132	0,13%	93	0,13%	29	0,04%
RECORTES CERO	86	0,14%	91	0,13%	96	0,09%	85	0,12%	31	0,04%
PUM+J	69	0,11%	58	0,08%	84	0,08%	54	0,07%	49	0,07%
IZQP - UNIDOS - DEF	34	0,05%	28	0,04%	46	0,04%	28	0,04%	14	0,02%

Resultats Provisionals



99,43%
Escrutat

Catalunya > Municipis de Girona

	Agullana		Aiguaviva		Albanyà		Albons		Alp	
Escrutat		100%		100%		100%		100%		100%
Total votants	392	62,51%	421	70,16%	63	56,25%	387	66,60%	721	55,29%
Abstenció	235	37,48%	179	29,83%	49	43,75%	194	33,39%	583	44,70%
Vots nuls	4	1,02%	8	1,90%	0	0%	2	0,51%	7	0,97%
Vots en blanc	11	2,80%	2	0,47%	1	1,58%	5	1,29%	11	1,52%
CAT-JUNTS+	132	34,02%	230	55,69%	35	55,55%	174	45,19%	275	38,51%
PSC	60	15,46%	43	10,41%	2	3,17%	62	16,10%	86	12,04%
ERC / ESQUERRA	70	18,04%	39	9,44%	11	17,46%	52	13,50%	107	14,98%
ALIANÇA.CAT	45	11,59%	17	4,11%	3	4,76%	24	6,23%	69	9,66%
PP	11	2,83%	25	6,05%	1	1,58%	11	2,85%	47	6,58%
VOX	21	5,41%	21	5,08%	1	1,58%	7	1,81%	20	2,80%
CUP - DT	22	5,67%	23	5,56%	8	12,69%	32	8,31%	51	7,14%
COMUNS SUMAR	10	2,57%	8	1,93%	1	1,58%	15	3,89%	29	4,06%
PACMA	4	1,03%	3	0,72%	0	0%	1	0,25%	11	1,54%
ALHORA	2	0,51%	2	0,48%	0	0%	1	0,25%	3	0,42%
Cs	0	0%	0	0%	0	0%	0	0%	1	0,14%
FO	0	0%	0	0%	0	0%	1	0,25%	2	0,28%
PCTC	0	0%	0	0%	0	0%	0	0%	1	0,14%
PUM+J	0	0%	0	0%	0	0%	0	0%	0	0%
RECORTES CERO	0	0%	0	0%	0	0%	0	0%	1	0,14%
	Amer		Anglès		Arbúcies		Argelaguer		Armentera, l'	
Escrutat		100%		100%		100%		100%		100%
Total votants	1.184	66,81%	2.138	57,33%	2.521	60,49%	230	63,53%	507	71,71%
Abstenció	588	33,18%	1.591	42,66%	1.646	39,50%	132	36,46%	200	28,28%
Vots nuls	12	1,01%	12	0,56%	34	1,34%	3	1,30%	3	0,59%
Vots en blanc	7	0,59%	16	0,74%	28	1,11%	6	2,60%	9	1,77%
CAT-JUNTS+	732	62,45%	1.085	51,03%	1.013	40,73%	106	46,69%	223	44,24%
PSC	98	8,36%	281	13,21%	311	12,50%	13	5,72%	66	13,09%
ERC / ESQUERRA	106	9,04%	187	8,79%	324	13,02%	24	10,57%	88	17,46%
ALIANÇA.CAT	106	9,04%	250	11,75%	329	13,22%	10	4,40%	32	6,34%
PP	34	2,90%	45	2,11%	90	3,61%	1	0,44%	11	2,18%
VOX	22	1,87%	81	3,80%	79	3,17%	1	0,44%	13	2,57%
CUP - DT	41	3,49%	114	5,36%	184	7,39%	44	19,38%	37	7,34%
COMUNS SUMAR	15	1,27%	36	1,69%	89	3,57%	12	5,28%	14	2,77%
PACMA	7	0,59%	14	0,65%	8	0,32%	2	0,88%	4	0,79%
ALHORA	3	0,25%	8	0,37%	21	0,84%	5	2,20%	4	0,79%
Cs	1	0,08%	2	0,09%	1	0,04%	0	0%	0	0%
FO	0	0%	4	0,18%	6	0,24%	2	0,88%	1	0,19%
PCTC	0	0%	3	0,14%	2	0,08%	0	0%	1	0,19%
PUM+J	0	0%	0	0%	1	0,04%	0	0%	0	0%
RECORTES CERO	0	0%	0	0%	1	0,04%	1	0,44%	1	0,19%

Resultats Provisionals



99,43%
Escrutat

Catalunya > Municipis de Girona

	Avinyonet de Puigventós		Banyoles		Begur		Bellcaire d'Empordà		Besalú	
Escrutat		100%		100%		100%		100%		100%
Total votants	735	57,87%	8.384	62,58%	1.720	59,02%	351	67,11%	1.228	67,39%
Abstenció	535	42,12%	5.012	37,41%	1.194	40,97%	172	32,88%	594	32,60%
Vots nuls	5	0,68%	83	0,98%	26	1,51%	3	0,85%	12	0,97%
Vots en blanc	15	2,04%	88	1,04%	26	1,51%	5	1,42%	14	1,14%
CAT-JUNTS+	220	30,13%	3.767	45,38%	574	33,88%	146	41,95%	598	49,17%
PSC	132	18,08%	996	11,99%	381	22,49%	56	16,09%	175	14,39%
ERC / ESQUERRA	97	13,28%	1.099	13,23%	194	11,45%	45	12,93%	147	12,08%
ALIANÇA.CAT	103	14,10%	761	9,16%	120	7,08%	32	9,19%	127	10,44%
PP	43	5,89%	286	3,44%	152	8,97%	13	3,73%	28	2,30%
VOX	62	8,49%	195	2,34%	133	7,85%	11	3,16%	22	1,80%
CUP - DT	22	3,01%	679	8,17%	28	1,65%	28	8,04%	65	5,34%
COMUNS SUMAR	17	2,32%	274	3,30%	57	3,36%	7	2,01%	21	1,72%
PACMA	10	1,36%	58	0,69%	17	1,00%	2	0,57%	7	0,57%
ALHORA	3	0,41%	76	0,91%	5	0,29%	2	0,57%	8	0,65%
Cs	3	0,41%	6	0,07%	3	0,17%	0	0%	1	0,08%
FO	3	0,41%	3	0,03%	4	0,23%	1	0,28%	0	0%
PCTC	0	0%	4	0,04%	0	0%	0	0%	1	0,08%
PUM+J	0	0%	4	0,04%	0	0%	0	0%	0	0%
RECORTES CERO	0	0%	5	0,06%	0	0%	0	0%	2	0,16%

	Bescanó		Beuda		Bisbal d'Empordà, la		Biure		Blanes	
Escrutat		100%		100%		100%		100%		100%
Total votants	2.505	64,79%	78	57,77%	4.103	56,03%	116	67,83%	15.025	52,69%
Abstenció	1.361	35,20%	57	42,22%	3.219	43,96%	55	32,16%	13.489	47,30%
Vots nuls	32	1,27%	0	0%	32	0,77%	1	0,86%	141	0,93%
Vots en blanc	29	1,15%	0	0%	62	1,51%	2	1,72%	162	1,07%
CAT-JUNTS+	1.281	51,79%	28	35,89%	1.484	36,45%	35	30,43%	2.810	18,87%
PSC	260	10,51%	9	11,53%	744	18,27%	14	12,17%	4.795	32,21%
ERC / ESQUERRA	284	11,48%	11	14,10%	588	14,44%	15	13,04%	1.975	13,26%
ALIANÇA.CAT	256	10,35%	7	8,97%	359	8,81%	19	16,52%	399	2,68%
PP	65	2,62%	1	1,28%	141	3,46%	6	5,21%	1.626	10,92%
VOX	77	3,11%	0	0%	177	4,34%	15	13,04%	1.322	8,88%
CUP - DT	122	4,93%	14	17,94%	289	7,09%	5	4,34%	405	2,72%
COMUNS SUMAR	45	1,81%	4	5,12%	160	3,93%	3	2,60%	970	6,51%
PACMA	20	0,80%	4	5,12%	29	0,71%	0	0%	198	1,33%
ALHORA	24	0,97%	0	0%	22	0,54%	0	0%	32	0,21%
Cs	6	0,24%	0	0%	5	0,12%	1	0,86%	83	0,55%
FO	4	0,16%	0	0%	4	0,09%	0	0%	42	0,28%
PCTC	0	0%	0	0%	2	0,04%	0	0%	33	0,22%
PUM+J	0	0%	0	0%	1	0,02%	0	0%	21	0,14%
RECORTES CERO	0	0%	0	0%	4	0,09%	0	0%	11	0,07%

Resultats Provisionals



99,43%
Escrutat

Catalunya > Municipis de Girona

	Boadella i les Escaules		Bolvir		Bordils		Borrassà		Breda	
Escrutat		100%		100%		100%		100%		100%
Total votants	142	70,64%	243	64,11%	858	69,69%	393	70,17%	1.835	61,06%
Abstenció	59	29,35%	136	35,88%	373	30,30%	167	29,82%	1.170	38,93%
Vots nuls	1	0,70%	7	2,88%	6	0,69%	7	1,78%	27	1,47%
Vots en blanc	4	2,81%	2	0,82%	7	0,81%	6	1,52%	13	0,70%
CAT-JUNTS+	40	28,36%	96	40,67%	426	50,00%	158	40,93%	714	39,49%
PSC	18	12,76%	27	11,44%	99	11,61%	50	12,95%	273	15,09%
ERC / ESQUERRA	23	16,31%	27	11,44%	89	10,44%	46	11,91%	342	18,91%
ALIANÇA.CAT	22	15,60%	23	9,74%	52	6,10%	66	17,09%	104	5,75%
PP	8	5,67%	37	15,67%	23	2,69%	15	3,88%	62	3,42%
VOX	6	4,25%	15	6,35%	26	3,05%	18	4,66%	63	3,48%
CUP - DT	7	4,96%	5	2,11%	87	10,21%	18	4,66%	138	7,63%
COMUNS SUMAR	5	3,54%	1	0,42%	17	1,99%	2	0,51%	71	3,92%
PACMA	0	0%	2	0,84%	5	0,58%	4	1,03%	16	0,88%
ALHORA	7	4,96%	0	0%	12	1,40%	2	0,51%	6	0,33%
Cs	1	0,70%	1	0,42%	4	0,46%	1	0,25%	1	0,05%
FO	0	0%	0	0%	1	0,11%	0	0%	2	0,11%
PCTC	0	0%	0	0%	1	0,11%	0	0%	1	0,05%
PUM+J	0	0%	0	0%	3	0,35%	0	0%	0	0%
RECORTES CERO	0	0%	0	0%	0	0%	0	0%	2	0,11%
	Brunyola i Sant Martí Sapresa		Bàscaia		Cabanelles		Cabanes		Cadaqués	
Escrutat		100%		100%		100%		100%		100%
Total votants	201	65,25%	469	61,62%	90	51,13%	380	57,05%	966	49,94%
Abstenció	107	34,74%	292	38,37%	86	48,86%	286	42,94%	968	50,05%
Vots nuls	1	0,49%	8	1,70%	2	2,22%	4	1,05%	14	1,44%
Vots en blanc	4	1,99%	5	1,06%	4	4,44%	4	1,05%	10	1,03%
CAT-JUNTS+	93	46,50%	223	48,37%	32	36,36%	135	35,90%	408	42,85%
PSC	16	8,00%	54	11,71%	10	11,36%	59	15,69%	195	20,48%
ERC / ESQUERRA	30	15,00%	58	12,58%	5	5,68%	40	10,63%	136	14,28%
ALIANÇA.CAT	21	10,50%	53	11,49%	18	20,45%	52	13,82%	56	5,88%
PP	4	2,00%	10	2,16%	3	3,40%	23	6,11%	46	4,83%
VOX	4	2,00%	17	3,68%	7	7,95%	27	7,18%	21	2,20%
CUP - DT	14	7,00%	22	4,77%	7	7,95%	16	4,25%	44	4,62%
COMUNS SUMAR	10	5,00%	9	1,95%	2	2,27%	7	1,86%	32	3,36%
PACMA	1	0,50%	5	1,08%	0	0%	9	2,39%	2	0,21%
ALHORA	0	0%	2	0,43%	0	0%	3	0,79%	1	0,10%
Cs	1	0,50%	0	0%	0	0%	0	0%	0	0%
FO	1	0,50%	1	0,21%	0	0%	0	0%	0	0%
PCTC	1	0,50%	1	0,21%	0	0%	0	0%	0	0%
PUM+J	0	0%	0	0%	0	0%	1	0,26%	0	0%
RECORTES CERO	0	0%	1	0,21%	0	0%	0	0%	1	0,10%

Resultats Provisionals



99,43%
Escrutat

Catalunya > Municipis de Girona

	Caldes de Malavella		Calonge i Sant Antoni		Campdevàno		Campelles		Campllong	
Escrutat		100%		91,16%		100%		100%		100%
Total votants	3.197	52,07%	4.062	56,15%	1.654	62,88%	107	82,30%	304	73,60%
Abstenció	2.942	47,92%	3.171	43,84%	976	37,11%	23	17,69%	109	26,39%
Vots nuls	25	0,78%	31	0,76%	33	1,99%	1	0,93%	2	0,65%
Vots en blanc	39	1,21%	43	1,05%	14	0,84%	2	1,86%	4	1,31%
CAT-JUNTS+	1.072	33,79%	1.418	35,17%	403	24,86%	44	41,50%	141	46,68%
PSC	579	18,25%	872	21,63%	250	15,42%	3	2,83%	27	8,94%
ERC / ESQUERRA	436	13,74%	486	12,05%	206	12,70%	8	7,54%	33	10,92%
ALIANÇA.CAT	189	5,95%	258	6,40%	430	26,52%	31	29,24%	42	13,90%
PP	229	7,21%	314	7,78%	61	3,76%	4	3,77%	8	2,64%
VOX	250	7,88%	304	7,54%	44	2,71%	3	2,83%	20	6,62%
CUP - DT	155	4,88%	115	2,85%	98	6,04%	7	6,60%	20	6,62%
COMUNS SUMAR	137	4,31%	130	3,22%	68	4,19%	2	1,88%	3	0,99%
PACMA	40	1,26%	45	1,11%	16	0,98%	2	1,88%	2	0,66%
ALHORA	20	0,63%	13	0,32%	18	1,11%	0	0%	1	0,33%
Cs	10	0,31%	15	0,37%	4	0,24%	0	0%	0	0%
FO	2	0,06%	6	0,14%	5	0,30%	0	0%	0	0%
PCTC	4	0,12%	6	0,14%	0	0%	0	0%	0	0%
PUM+J	7	0,22%	3	0,07%	2	0,12%	0	0%	0	0%
RECORTES CERO	3	0,09%	3	0,07%	2	0,12%	0	0%	1	0,33%
	Camprodon		Camós		Canet d'Adri		Cantallops		Capmany	
Escrutat		100%		100%		100%		100%		100%
Total votants	1.181	64,50%	439	76,48%	391	68,59%	143	61,90%	266	56,83%
Abstenció	650	35,49%	135	23,51%	179	31,40%	88	38,09%	202	43,16%
Vots nuls	29	2,45%	9	2,05%	3	0,76%	8	5,59%	2	0,75%
Vots en blanc	20	1,69%	7	1,59%	3	0,76%	4	2,79%	2	0,75%
CAT-JUNTS+	457	39,67%	172	40,00%	200	51,54%	42	31,11%	113	42,80%
PSC	205	17,79%	40	9,30%	32	8,24%	19	14,07%	39	14,77%
ERC / ESQUERRA	121	10,50%	102	23,72%	42	10,82%	32	23,70%	37	14,01%
ALIANÇA.CAT	182	15,79%	45	10,46%	38	9,79%	10	7,40%	14	5,30%
PP	44	3,81%	8	1,86%	14	3,60%	7	5,18%	14	5,30%
VOX	26	2,25%	12	2,79%	12	3,09%	2	1,48%	14	5,30%
CUP - DT	46	3,99%	25	5,81%	27	6,95%	13	9,62%	17	6,43%
COMUNS SUMAR	29	2,51%	15	3,48%	14	3,60%	4	2,96%	9	3,40%
PACMA	6	0,52%	3	0,69%	5	1,28%	1	0,74%	3	1,13%
ALHORA	8	0,69%	0	0%	0	0%	1	0,74%	0	0%
Cs	2	0,17%	1	0,23%	1	0,25%	0	0%	0	0%
FO	1	0,08%	0	0%	0	0%	0	0%	1	0,37%
PCTC	1	0,08%	0	0%	0	0%	0	0%	0	0%
PUM+J	3	0,26%	0	0%	0	0%	0	0%	1	0,37%
RECORTES CERO	1	0,08%	0	0%	0	0%	0	0%	0	0%

Resultats Provisionals



99,43%
Escrutat

Catalunya > Municipis de Girona

	Cassà de la Selva		Castell d'Aro, Platja d'Aro i s'Agaró		Castellfollit de la Roca		Castelló d'Empúries		Cellera de Ter, la	
Escrutat		100%		100%		100%		100%		100%
Total votants	4.508	61,96%	3.681	52,69%	440	60,60%	2.545	47,06%	1.085	70,50%
Abstenció	2.767	38,03%	3.305	47,30%	286	39,39%	2.862	52,93%	454	29,49%
Vots nuls	51	1,13%	32	0,86%	7	1,59%	36	1,41%	19	1,75%
Vots en blanc	65	1,44%	31	0,84%	4	0,90%	30	1,17%	8	0,73%
CAT-JUNTS+	1.939	43,50%	1.095	30,00%	175	40,41%	656	26,14%	597	56,00%
PSC	680	15,25%	935	25,62%	51	11,77%	502	20,00%	105	9,84%
ERC / ESQUERRA	589	13,21%	346	9,48%	79	18,24%	302	12,03%	109	10,22%
ALIANÇA.CAT	386	8,66%	256	7,01%	68	15,70%	228	9,08%	117	10,97%
PP	201	4,50%	434	11,89%	8	1,84%	272	10,84%	14	1,31%
VOX	191	4,28%	317	8,68%	7	1,61%	273	10,88%	14	1,31%
CUP - DT	213	4,77%	66	1,80%	27	6,23%	108	4,30%	73	6,84%
COMUNS SUMAR	98	2,19%	91	2,49%	8	1,84%	66	2,63%	18	1,68%
PACMA	50	1,12%	33	0,90%	3	0,69%	32	1,27%	3	0,28%
ALHORA	13	0,29%	6	0,16%	2	0,46%	14	0,55%	6	0,56%
Cs	12	0,26%	24	0,65%	0	0%	15	0,59%	1	0,09%
FO	7	0,15%	9	0,24%	1	0,23%	3	0,11%	1	0,09%
PCTC	5	0,11%	5	0,13%	0	0%	3	0,11%	0	0%
PUM+J	3	0,06%	1	0,02%	0	0%	3	0,11%	0	0%
RECORTES CERO	5	0,11%	0	0%	0	0%	2	0,07%	0	0%

	Celrà		Cervià de Ter		Cistella		Colera		Colomers	
Escrutat		100%		100%		100%		100%		100%
Total votants	2.224	64,91%	497	69,31%	169	73,47%	250	66,13%	121	75,15%
Abstenció	1.202	35,08%	220	30,68%	61	26,52%	128	33,86%	40	24,84%
Vots nuls	31	1,39%	5	1,00%	0	0%	2	0,80%	0	0%
Vots en blanc	24	1,07%	6	1,20%	4	2,36%	0	0%	1	0,82%
CAT-JUNTS+	770	35,11%	241	48,98%	70	41,42%	96	38,70%	59	48,76%
PSC	352	16,05%	50	10,16%	14	8,28%	46	18,54%	13	10,74%
ERC / ESQUERRA	235	10,71%	61	12,39%	23	13,60%	34	13,70%	14	11,57%
ALIANÇA.CAT	152	6,93%	40	8,13%	32	18,93%	13	5,24%	4	3,30%
PP	68	3,10%	19	3,86%	7	4,14%	16	6,45%	2	1,65%
VOX	102	4,65%	6	1,21%	5	2,95%	17	6,85%	1	0,82%
CUP - DT	349	15,91%	54	10,97%	6	3,55%	14	5,64%	10	8,26%
COMUNS SUMAR	86	3,92%	8	1,62%	5	2,95%	7	2,82%	13	10,74%
PACMA	24	1,09%	4	0,81%	2	1,18%	3	1,20%	2	1,65%
ALHORA	14	0,63%	2	0,40%	1	0,59%	1	0,40%	0	0%
Cs	5	0,22%	0	0%	0	0%	0	0%	0	0%
FO	4	0,18%	0	0%	0	0%	0	0%	0	0%
PCTC	3	0,13%	1	0,20%	0	0%	1	0,40%	2	1,65%
PUM+J	4	0,18%	0	0%	0	0%	0	0%	0	0%
RECORTES CERO	1	0,04%	0	0%	0	0%	0	0%	0	0%

Resultats Provisionals



99,43%
Escurtat

Catalunya > Municipis de Girona

	Cornellà del Terri		Corçà		Crespià		Cruïlles, Monells i Sant Sadurní de l'Heura		Darnius	
Escurtat		100%		100%		100%		100%		100%
Total votants	1.201	68,16%	691	70,79%	118	65,19%	640	62,56%	243	62,14%
Abstenció	561	31,83%	285	29,20%	63	34,80%	383	37,43%	148	37,85%
Vots nuls	8	0,66%	12	1,73%	0	0%	10	1,56%	2	0,82%
Vots en blanc	17	1,41%	11	1,59%	3	2,54%	10	1,56%	2	0,82%
CAT-JUNTS+	594	49,79%	273	40,20%	55	46,61%	285	45,23%	97	40,24%
PSC	114	9,55%	85	12,51%	14	11,86%	79	12,53%	38	15,76%
ERC / ESQUERRA	140	11,73%	109	16,05%	13	11,01%	78	12,38%	25	10,37%
ALIANÇA.CAT	105	8,80%	84	12,37%	10	8,47%	41	6,50%	19	7,88%
PP	46	3,85%	24	3,53%	6	5,08%	24	3,80%	26	10,78%
VOX	46	3,85%	10	1,47%	1	0,84%	23	3,65%	17	7,05%
CUP - DT	80	6,70%	51	7,51%	7	5,93%	49	7,77%	6	2,48%
COMUNS SUMAR	18	1,50%	15	2,20%	6	5,08%	27	4,28%	6	2,48%
PACMA	11	0,92%	6	0,88%	3	2,54%	7	1,11%	2	0,82%
ALHORA	16	1,34%	5	0,73%	0	0%	5	0,79%	3	1,24%
Cs	0	0%	4	0,58%	0	0%	0	0%	0	0%
FO	4	0,33%	0	0%	0	0%	1	0,15%	0	0%
PCTC	0	0%	0	0%	0	0%	0	0%	0	0%
PUM+J	0	0%	2	0,29%	0	0%	1	0,15%	0	0%
RECORTES CERO	2	0,16%	0	0%	0	0%	0	0%	0	0%

	Das		Escala, l'		Espinelvès		Espolla		Esponellà	
Escurtat		100%		100%		100%		100%		100%
Total votants	118	57,28%	3.417	53,81%	153	75,36%	213	66,98%	221	68,63%
Abstenció	88	42,71%	2.933	46,18%	50	24,63%	105	33,01%	101	31,36%
Vots nuls	5	4,23%	39	1,14%	2	1,30%	2	0,93%	4	1,80%
Vots en blanc	1	0,84%	37	1,08%	2	1,30%	4	1,87%	1	0,45%
CAT-JUNTS+	41	36,28%	1.230	36,41%	76	50,33%	64	30,33%	107	49,30%
PSC	9	7,96%	700	20,72%	14	9,27%	47	22,27%	14	6,45%
ERC / ESQUERRA	15	13,27%	377	11,16%	23	15,23%	28	13,27%	39	17,97%
ALIANÇA.CAT	19	16,81%	235	6,95%	13	8,60%	25	11,84%	18	8,29%
PP	12	10,61%	238	7,04%	2	1,32%	9	4,26%	4	1,84%
VOX	1	0,88%	242	7,16%	0	0%	8	3,79%	6	2,76%
CUP - DT	8	7,07%	150	4,44%	15	9,93%	16	7,58%	24	11,05%
COMUNS SUMAR	0	0%	112	3,31%	3	1,98%	7	3,31%	4	1,84%
PACMA	3	2,65%	28	0,82%	2	1,32%	1	0,47%	0	0%
ALHORA	4	3,53%	7	0,20%	1	0,66%	2	0,94%	0	0%
Cs	0	0%	15	0,44%	0	0%	0	0%	0	0%
FO	0	0%	1	0,02%	0	0%	0	0%	0	0%
PCTC	0	0%	4	0,11%	0	0%	0	0%	0	0%
PUM+J	0	0%	1	0,02%	0	0%	0	0%	0	0%
RECORTES CERO	0	0%	1	0,02%	0	0%	0	0%	0	0%

Resultats Provisionals



99,43%
Escrutat

Catalunya > Municipis de Girona

	Far d'Empordà, el		Figueres		Flaçà		Foixà		Fontanals de Cerdanya	
Escrutat		100%		96,97%		100%		100%		100%
Total votants	295	61,58%	12.753	47,54%	505	70,13%	175	71,42%	277	65,95%
Abstenció	184	38,41%	14.068	52,45%	215	29,86%	70	28,57%	143	34,04%
Vots nuls	6	2,03%	118	0,92%	4	0,79%	2	1,14%	3	1,08%
Vots en blanc	3	1,01%	124	0,97%	17	3,36%	0	0%	2	0,72%
CAT-JUNTS+	102	35,29%	3.261	25,80%	236	47,10%	90	52,02%	108	39,41%
PSC	45	15,57%	2.930	23,18%	57	11,37%	15	8,67%	31	11,31%
ERC / ESQUERRA	43	14,87%	1.217	9,63%	70	13,97%	14	8,09%	27	9,85%
ALIANÇA.CAT	52	17,99%	1.270	10,05%	29	5,78%	22	12,71%	29	10,58%
PP	17	5,88%	1.258	9,95%	16	3,19%	10	5,78%	47	17,15%
VOX	11	3,80%	1.501	11,87%	17	3,39%	2	1,15%	11	4,01%
CUP - DT	0	0%	426	3,37%	36	7,18%	9	5,20%	8	2,91%
COMUNS SUMAR	7	2,42%	357	2,82%	13	2,59%	9	5,20%	4	1,45%
PACMA	3	1,03%	117	0,92%	7	1,39%	1	0,57%	3	1,09%
ALHORA	1	0,34%	44	0,34%	1	0,19%	0	0%	2	0,72%
Cs	1	0,34%	60	0,47%	0	0%	0	0%	1	0,36%
FO	0	0%	30	0,23%	0	0%	0	0%	0	0%
PCTC	4	1,38%	17	0,13%	1	0,19%	0	0%	1	0,36%
PUM+J	0	0%	5	0,03%	1	0,19%	1	0,57%	0	0%
RECORTES CERO	0	0%	18	0,14%	0	0%	0	0%	0	0%
	Fontanilles		Fontcoberta		Forallac		Fornells de la Selva		Fortià	
Escrutat		100%		100%		100%		100%		100%
Total votants	89	71,20%	838	72,24%	858	65,59%	1.501	72,75%	340	60,60%
Abstenció	36	28,79%	322	27,75%	450	34,40%	562	27,24%	221	39,39%
Vots nuls	2	2,24%	10	1,19%	10	1,16%	27	1,79%	4	1,17%
Vots en blanc	2	2,24%	13	1,55%	11	1,28%	12	0,79%	1	0,29%
CAT-JUNTS+	54	62,06%	408	49,27%	390	45,99%	739	50,13%	109	32,44%
PSC	4	4,59%	77	9,29%	123	14,50%	160	10,85%	53	15,77%
ERC / ESQUERRA	7	8,04%	127	15,33%	97	11,43%	156	10,58%	49	14,58%
ALIANÇA.CAT	3	3,44%	93	11,23%	89	10,49%	128	8,68%	54	16,07%
PP	7	8,04%	16	1,93%	35	4,12%	97	6,58%	22	6,54%
VOX	4	4,59%	20	2,41%	26	3,06%	48	3,25%	21	6,25%
CUP - DT	3	3,44%	43	5,19%	38	4,48%	75	5,08%	17	5,05%
COMUNS SUMAR	0	0%	15	1,81%	22	2,59%	29	1,96%	4	1,19%
PACMA	0	0%	6	0,72%	9	1,06%	11	0,74%	3	0,89%
ALHORA	1	1,14%	6	0,72%	3	0,35%	17	1,15%	2	0,59%
Cs	1	1,14%	0	0%	0	0%	2	0,13%	0	0%
FO	0	0%	1	0,12%	2	0,23%	0	0%	0	0%
PCTC	1	1,14%	1	0,12%	1	0,11%	0	0%	0	0%
PUM+J	0	0%	0	0%	2	0,23%	0	0%	1	0,29%
RECORTES CERO	0	0%	2	0,24%	0	0%	0	0%	0	0%

Resultats Provisionals



99,43%
Escrutat

Catalunya > Municipis de Girona

	Garrigoles		Garriguella		Garrigàs		Ger		Girona	
Escrutat		100%		100%		100%		100%		99,01%
Total votants	88	67,69%	400	62,69%	256	72,11%	242	63,18%	40.023	59,02%
Abstenció	42	32,30%	238	37,30%	99	27,88%	141	36,81%	27.785	40,97%
Vots nuls	0	0%	1	0,25%	4	1,56%	5	2,06%	337	0,84%
Vots en blanc	2	2,27%	2	0,50%	6	2,34%	3	1,23%	436	1,08%
CAT-JUNTS+	33	37,50%	148	37,09%	98	38,88%	115	48,52%	14.279	35,97%
PSC	4	4,54%	63	15,78%	21	8,33%	21	8,86%	8.421	21,21%
ERC / ESQUERRA	12	13,63%	61	15,28%	35	13,88%	28	11,81%	3.874	9,76%
ALIANÇA.CAT	5	5,68%	41	10,27%	27	10,71%	16	6,75%	2.518	6,34%
PP	0	0%	19	4,76%	13	5,15%	18	7,59%	2.944	7,41%
VOX	1	1,13%	18	4,51%	12	4,76%	3	1,26%	2.491	6,27%
CUP - DT	15	17,04%	22	5,51%	22	8,73%	21	8,86%	2.384	6,00%
COMUNS SUMAR	12	13,63%	16	4,01%	12	4,76%	6	2,53%	1.384	3,48%
PACMA	1	1,13%	5	1,25%	5	1,98%	4	1,68%	399	1,00%
ALHORA	1	1,13%	2	0,50%	1	0,39%	0	0%	272	0,68%
Cs	0	0%	1	0,25%	0	0%	2	0,84%	119	0,29%
FO	1	1,13%	0	0%	0	0%	0	0%	61	0,15%
PCTC	1	1,13%	0	0%	0	0%	0	0%	51	0,12%
PUM+J	0	0%	1	0,25%	0	0%	0	0%	24	0,06%
RECORTES CERO	0	0%	0	0%	0	0%	0	0%	29	0,07%
	Gombrèn		Gualta		Guils de Cerdanya		Hostalric		Isòvol	
Escrutat		100%		100%		100%		100%		100%
Total votants	104	67,97%	165	63,70%	284	61,73%	1.780	56,56%	171	65,76%
Abstenció	49	32,02%	94	36,29%	176	38,26%	1.367	43,43%	89	34,23%
Vots nuls	0	0%	1	0,60%	3	1,05%	11	0,61%	1	0,58%
Vots en blanc	0	0%	2	1,21%	2	0,70%	18	1,01%	6	3,50%
CAT-JUNTS+	26	25,00%	65	39,63%	110	39,14%	512	28,94%	80	47,05%
PSC	11	10,57%	17	10,36%	31	11,03%	399	22,55%	24	14,11%
ERC / ESQUERRA	21	20,19%	20	12,19%	36	12,81%	315	17,80%	24	14,11%
ALIANÇA.CAT	26	25,00%	25	15,24%	25	8,89%	110	6,21%	13	7,64%
PP	3	2,88%	5	3,04%	32	11,38%	103	5,82%	12	7,05%
VOX	1	0,96%	3	1,82%	24	8,54%	110	6,21%	1	0,58%
CUP - DT	12	11,53%	11	6,70%	7	2,49%	62	3,50%	3	1,76%
COMUNS SUMAR	3	2,88%	11	6,70%	10	3,55%	83	4,69%	4	2,35%
PACMA	0	0%	1	0,60%	1	0,35%	30	1,69%	1	0,58%
ALHORA	0	0%	4	2,43%	1	0,35%	6	0,33%	2	1,17%
Cs	1	0,96%	0	0%	1	0,35%	9	0,50%	0	0%
FO	0	0%	0	0%	0	0%	10	0,56%	0	0%
PCTC	0	0%	0	0%	0	0%	1	0,05%	0	0%
PUM+J	0	0%	0	0%	1	0,35%	1	0,05%	0	0%
RECORTES CERO	0	0%	0	0%	0	0%	0	0%	0	0%

Resultats Provisionals



99,43%
Escrutat

Catalunya > Municipis de Girona

	Jafre		Jonquera, la		Juià		Lladó		Llagostera	
Escrutat		100%		100%		100%		100%		100%
Total votants	235	78,07%	904	51,71%	168	70,88%	403	66,50%	3.401	53,63%
Abstenció	66	21,92%	844	48,28%	69	29,11%	203	33,49%	2.940	46,36%
Vots nuls	2	0,85%	10	1,10%	4	2,38%	8	1,98%	39	1,14%
Vots en blanc	4	1,70%	24	2,65%	2	1,19%	7	1,73%	48	1,41%
CAT-JUNTS+	106	45,49%	160	17,89%	66	40,24%	146	36,96%	1.250	37,18%
PSC	19	8,15%	197	22,03%	13	7,92%	36	9,11%	628	18,67%
ERC / ESQUERRA	31	13,30%	141	15,77%	30	18,29%	54	13,67%	475	14,12%
ALIANÇA.CAT	20	8,58%	72	8,05%	10	6,09%	62	15,69%	267	7,94%
PP	10	4,29%	118	13,19%	6	3,65%	11	2,78%	186	5,53%
VOX	3	1,28%	100	11,18%	4	2,43%	13	3,29%	206	6,12%
CUP - DT	24	10,30%	33	3,69%	23	14,02%	30	7,59%	138	4,10%
COMUNS SUMAR	8	3,43%	17	1,90%	6	3,65%	18	4,55%	102	3,03%
PACMA	1	0,42%	12	1,34%	4	2,43%	4	1,01%	34	1,01%
ALHORA	6	2,57%	3	0,33%	0	0%	10	2,53%	9	0,26%
Cs	0	0%	9	1,00%	0	0%	1	0,25%	6	0,17%
FO	0	0%	3	0,33%	0	0%	2	0,50%	6	0,17%
PCTC	0	0%	2	0,22%	0	0%	1	0,25%	3	0,08%
PUM+J	0	0%	2	0,22%	0	0%	0	0%	2	0,05%
RECORTES CERO	1	0,42%	1	0,11%	0	0%	0	0%	2	0,05%
	Llambilles		Llanars		Llançà		Llers		Lloret de Mar	
Escrutat		100%		100%		100%		100%		100%
Total votants	407	71,02%	282	69,97%	2.123	58,05%	606	64,33%	9.912	47,49%
Abstenció	166	28,97%	121	30,02%	1.534	41,94%	336	35,66%	10.959	52,50%
Vots nuls	3	0,73%	9	3,19%	25	1,17%	10	1,65%	73	0,73%
Vots en blanc	5	1,22%	2	0,70%	25	1,17%	5	0,82%	122	1,23%
CAT-JUNTS+	237	58,66%	138	50,54%	614	29,26%	220	36,91%	2.031	20,64%
PSC	33	8,16%	13	4,76%	436	20,78%	89	14,93%	3.109	31,59%
ERC / ESQUERRA	47	11,63%	23	8,42%	318	15,15%	81	13,59%	1.065	10,82%
ALIANÇA.CAT	27	6,68%	58	21,24%	244	11,63%	94	15,77%	308	3,13%
PP	14	3,46%	9	3,29%	136	6,48%	44	7,38%	1.195	12,14%
VOX	9	2,22%	5	1,83%	128	6,10%	14	2,34%	1.168	11,87%
CUP - DT	15	3,71%	12	4,39%	73	3,47%	32	5,36%	148	1,50%
COMUNS SUMAR	9	2,22%	8	2,93%	58	2,76%	12	2,01%	385	3,91%
PACMA	1	0,24%	0	0%	41	1,95%	0	0%	142	1,44%
ALHORA	5	1,23%	2	0,73%	8	0,38%	2	0,33%	21	0,21%
Cs	2	0,49%	2	0,73%	4	0,19%	2	0,33%	80	0,81%
FO	0	0%	1	0,36%	4	0,19%	0	0%	39	0,39%
PCTC	0	0%	0	0%	3	0,14%	0	0%	11	0,11%
PUM+J	0	0%	0	0%	5	0,23%	0	0%	11	0,11%
RECORTES CERO	0	0%	0	0%	1	0,04%	1	0,16%	4	0,04%

Resultats Provisionals



99,43%
Escrutat

Catalunya > Municipis de Girona

	Llosses, les		Llívia		Madremanya		Maià de Montcal		Masarac	
Escrutat		100%		100%		100%		100%		100%
Total votants	97	62,17%	611	53,64%	143	72,22%	199	60,30%	127	63,81%
Abstenció	59	37,82%	528	46,35%	55	27,77%	131	39,69%	72	36,18%
Vots nuls	0	0%	10	1,63%	2	1,39%	1	0,50%	3	2,36%
Vots en blanc	0	0%	10	1,63%	6	4,19%	2	1,00%	2	1,57%
CAT-JUNTS+	24	24,74%	258	42,92%	60	42,55%	87	43,93%	54	43,54%
PSC	3	3,09%	87	14,47%	6	4,25%	34	17,17%	20	16,12%
ERC / ESQUERRA	9	9,27%	79	13,14%	15	10,63%	28	14,14%	11	8,87%
ALIANÇA.CAT	34	35,05%	44	7,32%	16	11,34%	11	5,55%	18	14,51%
PP	2	2,06%	53	8,81%	7	4,96%	3	1,51%	4	3,22%
VOX	1	1,03%	18	2,99%	0	0%	6	3,03%	7	5,64%
CUP - DT	17	17,52%	23	3,82%	26	18,43%	15	7,57%	4	3,22%
COMUNS SUMAR	2	2,06%	13	2,16%	5	3,54%	9	4,54%	1	0,80%
PACMA	1	1,03%	5	0,83%	0	0%	0	0%	2	1,61%
ALHORA	4	4,12%	2	0,33%	0	0%	1	0,50%	0	0%
Cs	0	0%	4	0,66%	0	0%	0	0%	0	0%
FO	0	0%	1	0,16%	0	0%	0	0%	1	0,80%
PCTC	0	0%	3	0,49%	0	0%	2	1,01%	0	0%
PUM+J	0	0%	1	0,16%	0	0%	0	0%	0	0%
RECORTES CERO	0	0%	0	0%	0	0%	0	0%	0	0%
	Massanes		Maçanet de Cabrenys		Maçanet de la Selva		Meranges		Mieres	
Escrutat		100%		100%		100%		100%		100%
Total votants	315	51,05%	378	65,51%	2.638	46,88%	63	68,47%	161	60,07%
Abstenció	302	48,94%	199	34,48%	2.989	53,11%	29	31,52%	107	39,92%
Vots nuls	7	2,22%	8	2,11%	31	1,17%	2	3,17%	3	1,86%
Vots en blanc	5	1,58%	5	1,32%	22	0,83%	0	0%	1	0,62%
CAT-JUNTS+	104	33,76%	142	38,37%	733	28,11%	21	34,42%	56	35,44%
PSC	54	17,53%	71	19,18%	667	25,58%	10	16,39%	15	9,49%
ERC / ESQUERRA	55	17,85%	72	19,45%	312	11,96%	5	8,19%	15	9,49%
ALIANÇA.CAT	8	2,59%	39	10,54%	102	3,91%	11	18,03%	11	6,96%
PP	18	5,84%	5	1,35%	219	8,40%	7	11,47%	8	5,06%
VOX	27	8,76%	13	3,51%	243	9,32%	1	1,63%	11	6,96%
CUP - DT	17	5,51%	11	2,97%	99	3,79%	5	8,19%	31	19,62%
COMUNS SUMAR	10	3,24%	6	1,62%	122	4,67%	1	1,63%	8	5,06%
PACMA	3	0,97%	3	0,81%	42	1,61%	0	0%	2	1,26%
ALHORA	4	1,29%	3	0,81%	10	0,38%	0	0%	0	0%
Cs	0	0%	0	0%	17	0,65%	0	0%	0	0%
FO	1	0,32%	0	0%	13	0,49%	0	0%	0	0%
PCTC	2	0,64%	0	0%	3	0,11%	0	0%	0	0%
PUM+J	0	0%	0	0%	0	0%	0	0%	0	0%
RECORTES CERO	0	0%	0	0%	3	0,11%	0	0%	0	0%

Resultats Provisionals



99,43%
Escrutat

Catalunya > Municipis de Girona

	Mollet de Peralada		Molló		Mont-ras		Montagut i Oix		Navata	
Escrutat		100%		100%		100%		100%		100%
Total votants	95	61,68%	204	69,62%	808	62,49%	491	65,11%	675	67,23%
Abstenció	59	38,31%	89	30,37%	485	37,50%	263	34,88%	329	32,76%
Vots nuls	2	2,10%	9	4,41%	12	1,48%	3	0,61%	2	0,29%
Vots en blanc	0	0%	5	2,45%	14	1,73%	6	1,22%	11	1,62%
CAT-JUNTS+	43	46,23%	93	47,69%	234	29,39%	181	37,09%	276	41,01%
PSC	14	15,05%	15	7,69%	183	22,98%	37	7,58%	76	11,29%
ERC / ESQUERRA	11	11,82%	11	5,64%	100	12,56%	45	9,22%	79	11,73%
ALIANÇA.CAT	4	4,30%	42	21,53%	57	7,16%	122	25,00%	94	13,96%
PP	3	3,22%	7	3,58%	67	8,41%	6	1,22%	26	3,86%
VOX	4	4,30%	4	2,05%	80	10,05%	7	1,43%	38	5,64%
CUP - DT	2	2,15%	9	4,61%	15	1,88%	56	11,47%	36	5,34%
COMUNS SUMAR	6	6,45%	4	2,05%	35	4,39%	15	3,07%	22	3,26%
PACMA	2	2,15%	0	0%	5	0,62%	8	1,63%	6	0,89%
ALHORA	1	1,07%	5	2,56%	1	0,12%	4	0,81%	7	1,04%
Cs	2	2,15%	0	0%	2	0,25%	0	0%	0	0%
FO	0	0%	0	0%	3	0,37%	1	0,20%	0	0%
PCTC	0	0%	0	0%	0	0%	0	0%	1	0,14%
PUM+J	1	1,07%	0	0%	0	0%	0	0%	1	0,14%
RECORTES CERO	0	0%	0	0%	0	0%	0	0%	0	0%
	Ogassa		Olot		Ordis		Osor		Palafrugell	
Escrutat		100%		100%		100%		100%		100%
Total votants	147	78,60%	13.814	58,19%	214	74,82%	228	64,95%	7.828	52,62%
Abstenció	40	21,39%	9.923	41,80%	72	25,17%	123	35,04%	7.048	47,37%
Vots nuls	4	2,72%	144	1,04%	1	0,46%	4	1,75%	70	0,89%
Vots en blanc	1	0,68%	141	1,02%	5	2,33%	2	0,87%	85	1,08%
CAT-JUNTS+	53	37,06%	5.019	36,71%	66	30,98%	107	47,76%	2.270	29,26%
PSC	10	6,99%	2.316	16,94%	17	7,98%	26	11,60%	2.001	25,79%
ERC / ESQUERRA	16	11,18%	1.438	10,51%	53	24,88%	36	16,07%	868	11,18%
ALIANÇA.CAT	47	32,86%	2.113	15,45%	36	16,90%	13	5,80%	589	7,59%
PP	2	1,39%	501	3,66%	11	5,16%	6	2,67%	561	7,23%
VOX	4	2,79%	660	4,82%	7	3,28%	3	1,33%	728	9,38%
CUP - DT	6	4,19%	815	5,96%	12	5,63%	18	8,03%	242	3,11%
COMUNS SUMAR	4	2,79%	405	2,96%	3	1,40%	9	4,01%	270	3,48%
PACMA	0	0%	79	0,57%	0	0%	1	0,44%	62	0,79%
ALHORA	0	0%	90	0,65%	2	0,93%	0	0%	22	0,28%
Cs	0	0%	33	0,24%	0	0%	0	0%	29	0,37%
FO	0	0%	22	0,16%	0	0%	0	0%	19	0,24%
PCTC	0	0%	13	0,09%	1	0,46%	2	0,89%	3	0,03%
PUM+J	0	0%	19	0,13%	0	0%	0	0%	4	0,05%
RECORTES CERO	0	0%	6	0,04%	0	0%	1	0,44%	5	0,06%

Resultats Provisionals



99,43%
Escrutat

Catalunya > Municipis de Girona

	Palamós		Palau de Santa Eulàlia		Palau-sator		Palau-saverdera		Palol de Revardit	
Escrutat		100%		100%		100%		100%		100%
Total votants	7.240	54,71%	67	69,07%	146	64,03%	526	60,11%	257	71,58%
Abstenció	5.992	45,28%	30	30,92%	82	35,96%	349	39,88%	102	28,41%
Vots nuls	77	1,06%	0	0%	1	0,68%	10	1,90%	1	0,38%
Vots en blanc	74	1,02%	2	2,98%	1	0,68%	6	1,14%	1	0,38%
CAT-JUNTS+	2.389	33,35%	28	41,79%	89	61,37%	156	30,23%	159	62,10%
PSC	1.626	22,69%	8	11,94%	8	5,51%	70	13,56%	21	8,20%
ERC / ESQUERRA	958	13,37%	11	16,41%	20	13,79%	80	15,50%	33	12,89%
ALIANÇA.CAT	444	6,19%	4	5,97%	12	8,27%	77	14,92%	16	6,25%
PP	516	7,20%	1	1,49%	3	2,06%	51	9,88%	2	0,78%
VOX	556	7,76%	1	1,49%	0	0%	40	7,75%	3	1,17%
CUP - DT	214	2,98%	3	4,47%	9	6,20%	15	2,90%	13	5,07%
COMUNS SUMAR	204	2,84%	8	11,94%	1	0,68%	12	2,32%	3	1,17%
PACMA	79	1,10%	0	0%	1	0,68%	4	0,77%	2	0,78%
ALHORA	26	0,36%	1	1,49%	1	0,68%	3	0,58%	2	0,78%
Cs	36	0,50%	0	0%	0	0%	1	0,19%	0	0%
FO	13	0,18%	0	0%	0	0%	1	0,19%	1	0,39%
PCTC	12	0,16%	0	0%	0	0%	0	0%	0	0%
PUM+J	10	0,13%	0	0%	0	0%	0	0%	0	0%
RECORTES CERO	6	0,08%	0	0%	0	0%	0	0%	0	0%
	Pals		Pardines		Parlavà		Pau		Pedret i Marzà	
Escrutat		100%		100%		100%		100%		100%
Total votants	1.005	59,46%	81	62,30%	268	79,28%	235	66,76%	89	69,53%
Abstenció	685	40,53%	49	37,69%	70	20,71%	117	33,23%	39	30,46%
Vots nuls	9	0,89%	1	1,23%	2	0,74%	2	0,85%	1	1,12%
Vots en blanc	15	1,49%	3	3,70%	5	1,86%	2	0,85%	4	4,49%
CAT-JUNTS+	462	46,38%	44	55,00%	149	56,01%	88	37,76%	34	38,63%
PSC	163	16,36%	3	3,75%	16	6,01%	19	8,15%	5	5,68%
ERC / ESQUERRA	116	11,64%	8	10,00%	47	17,66%	41	17,59%	18	20,45%
ALIANÇA.CAT	70	7,02%	12	15,00%	18	6,76%	37	15,87%	4	4,54%
PP	47	4,71%	1	1,25%	5	1,87%	8	3,43%	11	12,50%
VOX	39	3,91%	1	1,25%	3	1,12%	13	5,57%	7	7,95%
CUP - DT	35	3,51%	7	8,75%	14	5,26%	15	6,43%	2	2,27%
COMUNS SUMAR	21	2,10%	1	1,25%	4	1,50%	6	2,57%	0	0%
PACMA	13	1,30%	0	0%	2	0,75%	2	0,85%	0	0%
ALHORA	11	1,10%	0	0%	3	1,12%	1	0,42%	0	0%
Cs	1	0,10%	0	0%	0	0%	0	0%	1	1,13%
FO	0	0%	0	0%	0	0%	1	0,42%	0	0%
PCTC	1	0,10%	0	0%	0	0%	0	0%	1	1,13%
PUM+J	2	0,20%	0	0%	0	0%	0	0%	1	1,13%
RECORTES CERO	0	0%	0	0%	0	0%	0	0%	0	0%

Resultats Provisionals



99,43%
Escrutat

Catalunya > Municipis de Girona

	Pera, la		Peralada		Planes d'Hostoles, les		Planoles		Pont de Molins	
Escrutat		100%		100%		100%		100%		100%
Total votants	243	71,47%	961	65,91%	886	66,91%	146	61,08%	274	65,86%
Abstenció	97	28,52%	497	34,08%	438	33,08%	93	38,91%	142	34,13%
Vots nuls	1	0,41%	17	1,76%	13	1,46%	1	0,68%	1	0,36%
Vots en blanc	3	1,23%	16	1,66%	10	1,12%	1	0,68%	2	0,72%
CAT-JUNTS+	151	62,39%	385	40,78%	473	54,18%	71	48,96%	70	25,64%
PSC	11	4,54%	117	12,39%	99	11,34%	13	8,96%	43	15,75%
ERC / ESQUERRA	31	12,80%	107	11,33%	62	7,10%	14	9,65%	39	14,28%
ALIANÇA.CAT	7	2,89%	146	15,46%	130	14,89%	13	8,96%	50	18,31%
PP	5	2,06%	50	5,29%	13	1,48%	3	2,06%	22	8,05%
VOX	1	0,41%	52	5,50%	16	1,83%	2	1,37%	25	9,15%
CUP - DT	21	8,67%	36	3,81%	35	4,00%	17	11,72%	13	4,76%
COMUNS SUMAR	8	3,30%	19	2,01%	20	2,29%	3	2,06%	5	1,83%
PACMA	1	0,41%	9	0,95%	5	0,57%	5	3,44%	2	0,73%
ALHORA	1	0,41%	3	0,31%	4	0,45%	2	1,37%	1	0,36%
Cs	1	0,41%	2	0,21%	1	0,11%	0	0%	1	0,36%
FO	0	0%	2	0,21%	2	0,22%	0	0%	0	0%
PCTC	1	0,41%	0	0%	0	0%	1	0,68%	0	0%
PUM+J	0	0%	0	0%	3	0,34%	0	0%	0	0%
RECORTES CERO	0	0%	0	0%	0	0%	0	0%	0	0%
	Pontós		Porqueres		Port de la Selva, el		Portbou		Preses, les	
Escrutat		100%		100%		100%		100%		100%
Total votants	162	74,31%	2.448	67,28%	517	73,75%	513	64,52%	1.043	70,00%
Abstenció	56	25,68%	1.190	32,71%	184	26,24%	282	35,47%	447	30,00%
Vots nuls	0	0%	15	0,61%	16	3,09%	2	0,38%	16	1,53%
Vots en blanc	1	0,61%	48	1,96%	8	1,54%	7	1,36%	19	1,82%
CAT-JUNTS+	58	35,80%	1.085	44,59%	218	43,51%	114	22,30%	465	45,27%
PSC	30	18,51%	266	10,93%	56	11,17%	194	37,96%	121	11,78%
ERC / ESQUERRA	16	9,87%	384	15,78%	50	9,98%	67	13,11%	101	9,83%
ALIANÇA.CAT	17	10,49%	295	12,12%	80	15,96%	11	2,15%	177	17,23%
PP	3	1,85%	63	2,58%	25	4,99%	39	7,63%	31	3,01%
VOX	8	4,93%	59	2,42%	13	2,59%	31	6,06%	25	2,43%
CUP - DT	13	8,02%	136	5,58%	29	5,78%	20	3,91%	51	4,96%
COMUNS SUMAR	14	8,64%	55	2,26%	16	3,19%	10	1,95%	26	2,53%
PACMA	2	1,23%	18	0,73%	3	0,59%	11	2,15%	5	0,48%
ALHORA	0	0%	16	0,65%	1	0,19%	1	0,19%	5	0,48%
Cs	0	0%	0	0%	0	0%	1	0,19%	0	0%
FO	0	0%	5	0,20%	0	0%	2	0,39%	1	0,09%
PCTC	0	0%	3	0,12%	0	0%	3	0,58%	0	0%
PUM+J	0	0%	0	0%	2	0,39%	0	0%	0	0%
RECORTES CERO	0	0%	0	0%	0	0%	0	0%	0	0%

Resultats Provisionals



99,43%
Escrutat

Catalunya > Municipis de Girona

	Puigcerdà		Quart		Queralbs		Rabós		Regencós	
Escrutat		100%		100%		100%		100%		100%
Total votants	3.059	48,04%	1.939	66,63%	130	71,82%	97	65,10%	152	69,72%
Abstenció	3.308	51,95%	971	33,36%	51	28,17%	52	34,89%	66	30,27%
Vots nuls	45	1,47%	22	1,13%	0	0%	0	0%	6	3,94%
Vots en blanc	42	1,37%	30	1,54%	1	0,76%	1	1,03%	5	3,28%
CAT-JUNTS+	833	27,63%	753	39,28%	60	46,15%	39	40,20%	61	41,78%
PSC	590	19,57%	358	18,67%	12	9,23%	13	13,40%	20	13,69%
ERC / ESQUERRA	441	14,63%	194	10,11%	12	9,23%	6	6,18%	21	14,38%
ALIANÇA.CAT	252	8,36%	144	7,51%	19	14,61%	15	15,46%	12	8,21%
PP	357	11,84%	118	6,15%	1	0,76%	4	4,12%	7	4,79%
VOX	226	7,49%	131	6,83%	5	3,84%	1	1,03%	5	3,42%
CUP - DT	69	2,28%	86	4,48%	16	12,30%	9	9,27%	5	3,42%
COMUNS SUMAR	126	4,18%	59	3,07%	3	2,30%	7	7,21%	6	4,10%
PACMA	35	1,16%	19	0,99%	1	0,76%	2	2,06%	3	2,05%
ALHORA	16	0,53%	12	0,62%	0	0%	0	0%	1	0,68%
Cs	16	0,53%	6	0,31%	0	0%	0	0%	0	0%
FO	7	0,23%	5	0,26%	0	0%	0	0%	0	0%
PCTC	1	0,03%	0	0%	0	0%	0	0%	0	0%
PUM+J	1	0,03%	1	0,05%	0	0%	0	0%	0	0%
RECORTES CERO	2	0,06%	1	0,05%	0	0%	0	0%	0	0%
	Ribes de Freser		Riells i Viabrea		Ripoll		Riudarenes		Riudaura	
Escrutat		100%		100%		100%		100%		100%
Total votants	899	60,94%	1.822	52,52%	4.745	61,02%	948	54,48%	281	70,95%
Abstenció	576	39,05%	1.647	47,47%	3.031	38,97%	792	45,51%	115	29,04%
Vots nuls	16	1,77%	26	1,42%	36	0,75%	9	0,94%	4	1,42%
Vots en blanc	11	1,22%	13	0,71%	46	0,96%	12	1,26%	3	1,06%
CAT-JUNTS+	313	35,44%	456	25,38%	1.060	22,51%	355	37,80%	123	44,40%
PSC	126	14,26%	392	21,82%	856	18,17%	179	19,06%	16	5,77%
ERC / ESQUERRA	131	14,83%	340	18,93%	472	10,02%	111	11,82%	32	11,55%
ALIANÇA.CAT	139	15,74%	89	4,95%	1.559	33,10%	62	6,60%	32	11,55%
PP	23	2,60%	134	7,46%	180	3,82%	58	6,17%	3	1,08%
VOX	33	3,73%	145	8,07%	148	3,14%	78	8,30%	2	0,72%
CUP - DT	56	6,34%	85	4,73%	181	3,84%	37	3,94%	45	16,24%
COMUNS SUMAR	27	3,05%	66	3,67%	124	2,63%	20	2,12%	7	2,52%
PACMA	7	0,79%	56	3,11%	31	0,65%	13	1,38%	4	1,44%
ALHORA	12	1,35%	9	0,50%	23	0,48%	4	0,42%	5	1,80%
Cs	2	0,22%	3	0,16%	8	0,16%	3	0,31%	0	0%
FO	2	0,22%	4	0,22%	4	0,08%	5	0,53%	4	1,44%
PCTC	1	0,11%	1	0,05%	9	0,19%	1	0,10%	1	0,36%
PUM+J	0	0%	1	0,05%	4	0,08%	0	0%	0	0%
RECORTES CERO	0	0%	2	0,11%	4	0,08%	1	0,10%	0	0%

Resultats Provisionals



99,43%
Escrutat

Catalunya > Municipis de Girona

	Riudellots de la Selva		Riumors		Roses		Rupià		Sales de Llierca	
Escrutat		100%		100%		100%		100%		100%
Total votants	1.067	69,60%	110	60,43%	5.661	49,30%	148	69,48%	70	63,06%
Abstenció	466	30,39%	72	39,56%	5.821	50,69%	65	30,51%	41	36,93%
Vots nuls	24	2,24%	0	0%	58	1,02%	1	0,67%	0	0%
Vots en blanc	14	1,31%	5	4,54%	78	1,37%	1	0,67%	0	0%
CAT-JUNTS+	484	46,40%	41	37,27%	1.203	21,47%	58	39,45%	20	28,57%
PSC	128	12,27%	9	8,18%	1.488	26,55%	14	9,52%	10	14,28%
ERC / ESQUERRA	145	13,90%	15	13,63%	552	9,85%	22	14,96%	8	11,42%
ALIANÇA.CAT	111	10,64%	13	11,81%	512	9,13%	11	7,48%	7	10,00%
PP	35	3,35%	5	4,54%	715	12,76%	3	2,04%	2	2,85%
VOX	42	4,02%	5	4,54%	703	12,54%	1	0,68%	0	0%
CUP - DT	36	3,45%	11	10,00%	92	1,64%	25	17,00%	13	18,57%
COMUNS SUMAR	29	2,78%	4	3,63%	134	2,39%	7	4,76%	8	11,42%
PACMA	9	0,86%	0	0%	57	1,01%	2	1,36%	0	0%
ALHORA	5	0,47%	2	1,81%	11	0,19%	2	1,36%	1	1,42%
Cs	2	0,19%	0	0%	23	0,41%	0	0%	0	0%
FO	2	0,19%	0	0%	13	0,23%	0	0%	1	1,42%
PCTC	0	0%	0	0%	13	0,23%	0	0%	0	0%
PUM+J	1	0,09%	0	0%	4	0,07%	0	0%	0	0%
RECORTES CERO	0	0%	0	0%	5	0,08%	1	0,68%	0	0%
	Salt		Sant Andreu Salou		Sant Aniol de Finestres		Sant Climent Sescebes		Sant Feliu de Buixalleu	
Escrutat		100%		100%		100%		100%		100%
Total votants	7.682	48,10%	90	70,86%	177	68,33%	263	53,02%	423	61,03%
Abstenció	8.287	51,89%	37	29,13%	82	31,66%	233	46,97%	270	38,96%
Vots nuls	84	1,09%	2	2,22%	1	0,56%	2	0,76%	4	0,94%
Vots en blanc	65	0,84%	2	2,22%	2	1,12%	9	3,42%	2	0,47%
CAT-JUNTS+	1.985	26,12%	41	46,59%	91	51,70%	79	30,26%	200	47,73%
PSC	2.006	26,40%	9	10,22%	11	6,25%	26	9,96%	48	11,45%
ERC / ESQUERRA	928	12,21%	13	14,77%	21	11,93%	31	11,87%	52	12,41%
ALIANÇA.CAT	393	5,17%	3	3,40%	14	7,95%	23	8,81%	29	6,92%
PP	490	6,44%	3	3,40%	8	4,54%	19	7,27%	21	5,01%
VOX	878	11,55%	1	1,13%	4	2,27%	41	15,70%	19	4,53%
CUP - DT	417	5,48%	13	14,77%	18	10,22%	21	8,04%	24	5,72%
COMUNS SUMAR	247	3,25%	2	2,27%	2	1,13%	7	2,68%	18	4,29%
PACMA	87	1,14%	0	0%	3	1,70%	3	1,14%	2	0,47%
ALHORA	28	0,36%	1	1,13%	2	1,13%	1	0,38%	3	0,71%
Cs	42	0,55%	0	0%	0	0%	0	0%	0	0%
FO	18	0,23%	0	0%	0	0%	1	0,38%	0	0%
PCTC	7	0,09%	0	0%	0	0%	0	0%	1	0,23%
PUM+J	3	0,03%	0	0%	0	0%	0	0%	0	0%
RECORTES CERO	4	0,05%	0	0%	0	0%	0	0%	0	0%

Resultats Provisionals



99,43%
Escrutat

Catalunya > Municipis de Girona

	Sant Feliu de Guíxols		Sant Feliu de Pallerols		Sant Ferriol		Sant Gregori		Sant Hilari Sacalm	
Escrutat		100%		100%		100%		100%		100%
Total votants	8.008	52,69%	804	71,33%	91	59,86%	2.145	68,57%	2.353	58,63%
Abstenció	7.188	47,30%	323	28,66%	61	40,13%	983	31,42%	1.660	41,36%
Vots nuls	78	0,97%	4	0,49%	0	0%	16	0,74%	29	1,23%
Vots en blanc	90	1,12%	8	0,99%	1	1,09%	33	1,53%	27	1,14%
CAT-JUNTS+	2.388	30,11%	362	45,25%	41	45,05%	1.088	51,10%	1.003	43,15%
PSC	2.084	26,27%	68	8,50%	7	7,69%	260	12,21%	377	16,22%
ERC / ESQUERRA	1.048	13,21%	145	18,12%	6	6,59%	247	11,60%	298	12,82%
ALIANÇA.CAT	369	4,65%	93	11,62%	12	13,18%	166	7,79%	324	13,94%
PP	625	7,88%	22	2,75%	4	4,39%	64	3,00%	59	2,53%
VOX	576	7,26%	7	0,87%	6	6,59%	38	1,78%	61	2,62%
CUP - DT	191	2,40%	60	7,50%	5	5,49%	141	6,62%	113	4,86%
COMUNS SUMAR	362	4,56%	14	1,75%	5	5,49%	56	2,63%	36	1,54%
PACMA	87	1,09%	5	0,62%	2	2,19%	19	0,89%	10	0,43%
ALHORA	23	0,29%	11	1,37%	2	2,19%	13	0,61%	8	0,34%
Cs	50	0,63%	1	0,12%	0	0%	3	0,14%	1	0,04%
FO	9	0,11%	1	0,12%	0	0%	0	0%	3	0,12%
PCTC	15	0,18%	1	0,12%	0	0%	0	0%	1	0,04%
PUM+J	7	0,08%	1	0,12%	0	0%	1	0,04%	1	0,04%
RECORTES CERO	6	0,07%	1	0,12%	0	0%	0	0%	2	0,08%
	Sant Jaume de Llierca		Sant Joan de Mollet		Sant Joan de les Abadesses		Sant Joan les Fonts		Sant Jordi Desvalls	
Escrutat		100%		100%		100%		100%		100%
Total votants	389	62,54%	265	72,01%	1.719	65,81%	1.395	62,27%	421	69,81%
Abstenció	233	37,45%	103	27,98%	893	34,18%	845	37,72%	182	30,18%
Vots nuls	7	1,79%	2	0,75%	22	1,27%	18	1,29%	2	0,47%
Vots en blanc	2	0,51%	5	1,88%	24	1,39%	19	1,36%	4	0,95%
CAT-JUNTS+	169	44,24%	117	44,48%	665	39,18%	533	38,70%	207	49,40%
PSC	49	12,82%	26	9,88%	253	14,90%	239	17,35%	27	6,44%
ERC / ESQUERRA	47	12,30%	32	12,16%	239	14,08%	155	11,25%	52	12,41%
ALIANÇA.CAT	47	12,30%	14	5,32%	292	17,20%	250	18,15%	32	7,63%
PP	9	2,35%	10	3,80%	46	2,71%	42	3,05%	7	1,67%
VOX	7	1,83%	5	1,90%	25	1,47%	34	2,46%	8	1,90%
CUP - DT	34	8,90%	31	11,78%	91	5,36%	54	3,92%	59	14,08%
COMUNS SUMAR	8	2,09%	11	4,18%	38	2,23%	34	2,46%	10	2,38%
PACMA	2	0,52%	5	1,90%	13	0,76%	8	0,58%	7	1,67%
ALHORA	3	0,78%	3	1,14%	8	0,47%	5	0,36%	4	0,95%
Cs	1	0,26%	1	0,38%	2	0,11%	0	0%	0	0%
FO	3	0,78%	1	0,38%	0	0%	3	0,21%	0	0%
PCTC	0	0%	0	0%	1	0,05%	1	0,07%	1	0,23%
PUM+J	1	0,26%	1	0,38%	0	0%	0	0%	0	0%
RECORTES CERO	0	0%	1	0,38%	0	0%	0	0%	1	0,23%

Resultats Provisionals



99,43%
Escrutat

Catalunya > Municipis de Girona

	Sant Julià de Ramis		Sant Julià del Llor i Bonmatí		Sant Llorenç de la Muga		Sant Martí Vell		Sant Martí de Llémena	
Escrutat		100%		100%		100%		100%		100%
Total votants	1.648	62,23%	639	66,42%	128	73,14%	130	67,70%	311	60,03%
Abstenció	1.000	37,76%	323	33,57%	47	26,85%	62	32,29%	207	39,96%
Vots nuls	25	1,51%	6	0,93%	5	3,90%	0	0%	4	1,28%
Vots en blanc	15	0,91%	8	1,25%	2	1,56%	1	0,76%	6	1,92%
CAT-JUNTS+	634	39,06%	289	45,65%	51	41,46%	49	37,69%	145	47,23%
PSC	344	21,19%	95	15,00%	16	13,00%	13	10,00%	31	10,09%
ERC / ESQUERRA	159	9,79%	59	9,32%	28	22,76%	30	23,07%	34	11,07%
ALIANÇA.CAT	112	6,90%	85	13,42%	11	8,94%	2	1,53%	24	7,81%
PP	94	5,79%	24	3,79%	4	3,25%	4	3,07%	5	1,62%
VOX	103	6,34%	41	6,47%	1	0,81%	2	1,53%	11	3,58%
CUP - DT	86	5,29%	19	3,00%	6	4,87%	24	18,46%	37	12,05%
COMUNS SUMAR	44	2,71%	6	0,94%	2	1,62%	3	2,30%	8	2,60%
PACMA	11	0,67%	5	0,78%	2	1,62%	1	0,76%	6	1,95%
ALHORA	8	0,49%	0	0%	0	0%	0	0%	0	0%
Cs	4	0,24%	2	0,31%	0	0%	0	0%	0	0%
FO	6	0,36%	0	0%	0	0%	1	0,76%	0	0%
PCTC	0	0%	0	0%	0	0%	0	0%	0	0%
PUM+J	1	0,06%	0	0%	0	0%	0	0%	0	0%
RECORTES CERO	2	0,12%	0	0%	0	0%	0	0%	0	0%
	Sant Miquel de Campmajor		Sant Miquel de Fluvià		Sant Mori		Sant Pau de Segúries		Sant Pere Pescador	
Escrutat		100%		100%		100%		100%		100%
Total votants	125	67,20%	278	50,27%	95	79,16%	396	67,80%	638	58,10%
Abstenció	61	32,79%	275	49,72%	25	20,83%	188	32,19%	460	41,89%
Vots nuls	1	0,80%	0	0%	0	0%	9	2,27%	5	0,78%
Vots en blanc	2	1,60%	1	0,35%	0	0%	8	2,02%	11	1,72%
CAT-JUNTS+	43	34,67%	44	15,82%	30	31,57%	150	38,75%	266	42,02%
PSC	4	3,22%	77	27,69%	12	12,63%	47	12,14%	98	15,48%
ERC / ESQUERRA	20	16,12%	31	11,15%	18	18,94%	46	11,88%	78	12,32%
ALIANÇA.CAT	24	19,35%	13	4,67%	3	3,15%	74	19,12%	74	11,69%
PP	4	3,22%	25	8,99%	19	20,00%	20	5,16%	28	4,42%
VOX	3	2,41%	50	17,98%	1	1,05%	7	1,80%	20	3,15%
CUP - DT	16	12,90%	18	6,47%	5	5,26%	23	5,94%	21	3,31%
COMUNS SUMAR	5	4,03%	14	5,03%	4	4,21%	7	1,80%	20	3,15%
PACMA	1	0,80%	4	1,43%	3	3,15%	1	0,25%	9	1,42%
ALHORA	0	0%	1	0,35%	0	0%	3	0,77%	4	0,63%
Cs	0	0%	0	0%	0	0%	0	0%	3	0,47%
FO	0	0%	0	0%	0	0%	1	0,25%	0	0%
PCTC	1	0,80%	0	0%	0	0%	0	0%	1	0,15%
PUM+J	0	0%	0	0%	0	0%	0	0%	0	0%
RECORTES CERO	1	0,80%	0	0%	0	0%	0	0%	0	0%

Resultats Provisionals



99,43%
Escrutat

Catalunya > Municipis de Girona

	Santa Coloma de Farners		Santa Cristina d'Aro		Santa Llogaia d'Àlguema		Santa Pau		Sarrià de Ter	
Escrutat		100%		100%		100%		100%		100%
Total votants	5.106	56,79%	2.212	57,18%	149	52,09%	857	67,74%	2.440	61,58%
Abstenció	3.885	43,20%	1.656	42,81%	137	47,90%	408	32,25%	1.522	38,41%
Vots nuls	65	1,27%	25	1,13%	0	0%	8	0,93%	32	1,31%
Vots en blanc	62	1,21%	26	1,17%	4	2,68%	13	1,51%	24	0,98%
CAT-JUNTS+	2.082	41,30%	681	31,13%	24	16,10%	373	43,93%	722	29,98%
PSC	768	15,23%	463	21,17%	43	28,85%	98	11,54%	628	26,07%
ERC / ESQUERRA	546	10,83%	294	13,44%	21	14,09%	95	11,18%	272	11,29%
ALIANÇA.CAT	660	13,09%	176	8,04%	20	13,42%	152	17,90%	173	7,18%
PP	233	4,62%	190	8,68%	17	11,40%	12	1,41%	157	6,51%
VOX	209	4,14%	146	6,67%	15	10,06%	16	1,88%	177	7,35%
CUP - DT	282	5,59%	57	2,60%	0	0%	50	5,88%	112	4,65%
COMUNS SUMAR	106	2,10%	96	4,38%	3	2,01%	25	2,94%	73	3,03%
PACMA	49	0,97%	35	1,60%	2	1,34%	3	0,35%	33	1,37%
ALHORA	11	0,21%	2	0,09%	0	0%	7	0,82%	10	0,41%
Cs	13	0,25%	12	0,54%	0	0%	1	0,11%	8	0,33%
FO	12	0,23%	3	0,13%	0	0%	0	0%	9	0,37%
PCTC	2	0,03%	3	0,13%	0	0%	0	0%	4	0,16%
PUM+J	4	0,07%	0	0%	0	0%	4	0,47%	2	0,08%
RECORTES CERO	2	0,03%	3	0,13%	0	0%	0	0%	4	0,16%

	Saus, Camallera i Llampiaes		Selva de Mar, la		Serinyà		Serra de Daró		Setcases	
Escrutat		100%		100%		100%		100%		100%
Total votants	429	69,41%	111	65,68%	565	64,49%	128	75,73%	110	71,42%
Abstenció	189	30,58%	58	34,31%	311	35,50%	41	24,26%	44	28,57%
Vots nuls	1	0,23%	0	0%	11	1,94%	0	0%	1	0,90%
Vots en blanc	2	0,46%	2	1,80%	13	2,30%	6	4,68%	3	2,72%
CAT-JUNTS+	155	36,21%	53	47,74%	230	41,51%	65	50,78%	44	40,36%
PSC	75	17,52%	11	9,90%	55	9,92%	9	7,03%	11	10,09%
ERC / ESQUERRA	78	18,22%	13	11,71%	75	13,53%	13	10,15%	9	8,25%
ALIANÇA.CAT	30	7,00%	7	6,30%	67	12,09%	13	10,15%	25	22,93%
PP	8	1,86%	2	1,80%	16	2,88%	4	3,12%	5	4,58%
VOX	11	2,57%	0	0%	14	2,52%	2	1,56%	6	5,50%
CUP - DT	35	8,17%	12	10,81%	38	6,85%	9	7,03%	3	2,75%
COMUNS SUMAR	26	6,07%	9	8,10%	10	1,80%	4	3,12%	1	0,91%
PACMA	5	1,16%	2	1,80%	9	1,62%	2	1,56%	0	0%
ALHORA	1	0,23%	0	0%	24	4,33%	0	0%	0	0%
Cs	1	0,23%	0	0%	1	0,18%	0	0%	0	0%
FO	1	0,23%	0	0%	2	0,36%	0	0%	2	1,83%
PCTC	0	0%	0	0%	0	0%	0	0%	0	0%
PUM+J	0	0%	0	0%	0	0%	1	0,78%	0	0%
RECORTES CERO	0	0%	0	0%	0	0%	0	0%	0	0%

Resultats Provisionals



99,43%
Escrutat

Catalunya > Municipis de Girona

	Sils		Siurana		Susqueda		Tallada d'Empordà, la		Terrades	
Escrutat		100%		100%		100%		100%		100%
Total votants	2.439	51,62%	90	67,66%	60	75,94%	254	69,97%	176	66,41%
Abstenció	2.285	48,37%	43	32,33%	19	24,05%	109	30,02%	89	33,58%
Vots nuls	21	0,86%	1	1,11%	1	1,66%	5	1,96%	0	0%
Vots en blanc	25	1,02%	1	1,11%	2	3,33%	4	1,57%	6	3,40%
CAT-JUNTS+	752	31,10%	37	41,57%	27	45,76%	90	36,14%	63	35,79%
PSC	526	21,75%	8	8,98%	2	3,38%	32	12,85%	23	13,06%
ERC / ESQUERRA	290	11,99%	14	15,73%	15	25,42%	45	18,07%	29	16,47%
ALIANÇA.CAT	166	6,86%	15	16,85%	2	3,38%	25	10,04%	14	7,95%
PP	178	7,36%	0	0%	2	3,38%	4	1,60%	6	3,40%
VOX	247	10,21%	6	6,74%	1	1,69%	6	2,40%	9	5,11%
CUP - DT	91	3,76%	3	3,37%	2	3,38%	26	10,44%	16	9,09%
COMUNS SUMAR	79	3,26%	1	1,12%	2	3,38%	14	5,62%	5	2,84%
PACMA	34	1,40%	1	1,12%	3	5,08%	2	0,80%	3	1,70%
ALHORA	8	0,33%	2	2,24%	1	1,69%	1	0,40%	0	0%
Cs	9	0,37%	0	0%	0	0%	0	0%	0	0%
FO	9	0,37%	1	1,12%	0	0%	0	0%	1	0,56%
PCTC	2	0,08%	0	0%	0	0%	0	0%	1	0,56%
PUM+J	0	0%	0	0%	0	0%	0	0%	0	0%
RECORTES CERO	2	0,08%	0	0%	0	0%	0	0%	0	0%
	Torrent		Torroella de Fluvià		Torroella de Montgrí		Tortellà		Toses	
Escrutat		100%		100%		100%		100%		100%
Total votants	89	68,46%	277	59,56%	4.126	56,07%	400	63,29%	94	62,25%
Abstenció	41	31,53%	188	40,43%	3.232	43,92%	232	36,70%	57	37,74%
Vots nuls	2	2,24%	5	1,80%	49	1,18%	3	0,75%	0	0%
Vots en blanc	0	0%	6	2,16%	52	1,26%	4	1,00%	0	0%
CAT-JUNTS+	40	45,97%	88	32,35%	1.566	38,41%	151	38,03%	48	51,06%
PSC	20	22,98%	47	17,27%	657	16,11%	44	11,08%	5	5,31%
ERC / ESQUERRA	10	11,49%	34	12,50%	495	12,14%	62	15,61%	8	8,51%
ALIANÇA.CAT	5	5,74%	37	13,60%	342	8,38%	34	8,56%	18	19,14%
PP	4	4,59%	6	2,20%	251	6,15%	8	2,01%	3	3,19%
VOX	4	4,59%	18	6,61%	248	6,08%	3	0,75%	1	1,06%
CUP - DT	3	3,44%	18	6,61%	250	6,13%	55	13,85%	3	3,19%
COMUNS SUMAR	1	1,14%	14	5,14%	144	3,53%	25	6,29%	5	5,31%
PACMA	0	0%	3	1,10%	28	0,68%	8	2,01%	2	2,12%
ALHORA	0	0%	0	0%	14	0,34%	3	0,75%	0	0%
Cs	0	0%	1	0,36%	10	0,24%	0	0%	0	0%
FO	0	0%	0	0%	13	0,31%	0	0%	0	0%
PCTC	0	0%	0	0%	2	0,04%	0	0%	1	1,06%
PUM+J	0	0%	0	0%	2	0,04%	0	0%	0	0%
RECORTES CERO	0	0%	0	0%	3	0,07%	0	0%	0	0%

Resultats Provisionals



99,43%
Escrutat

Catalunya > Municipis de Girona

	Tossa de Mar		Ullastret		Ullà		Ultramort		Urús	
Escrutat		100%		100%		100%		100%		100%
Total votants	2.130	53,50%	143	71,14%	370	58,45%	99	63,46%	104	59,42%
Abstenció	1.851	46,49%	58	28,85%	263	41,54%	57	36,53%	71	40,57%
Vots nuls	25	1,17%	0	0%	2	0,54%	0	0%	0	0%
Vots en blanc	35	1,64%	0	0%	6	1,62%	1	1,01%	1	0,96%
CAT-JUNTS+	671	31,87%	66	46,15%	141	38,31%	40	40,40%	46	44,23%
PSC	494	23,46%	16	11,18%	70	19,02%	8	8,08%	10	9,61%
ERC / ESQUERRA	307	14,58%	20	13,98%	36	9,78%	19	19,19%	21	20,19%
ALIANÇA.CAT	88	4,18%	21	14,68%	46	12,50%	12	12,12%	6	5,76%
PP	208	9,88%	5	3,49%	20	5,43%	3	3,03%	7	6,73%
VOX	102	4,84%	2	1,39%	14	3,80%	2	2,02%	1	0,96%
CUP - DT	71	3,37%	7	4,89%	11	2,98%	8	8,08%	4	3,84%
COMUNS SUMAR	65	3,08%	3	2,09%	12	3,26%	6	6,06%	0	0%
PACMA	40	1,90%	1	0,69%	7	1,90%	0	0%	0	0%
ALHORA	8	0,38%	2	1,39%	2	0,54%	0	0%	2	1,92%
Cs	14	0,66%	0	0%	2	0,54%	0	0%	1	0,96%
FO	1	0,04%	0	0%	1	0,27%	0	0%	1	0,96%
PCTC	1	0,04%	0	0%	0	0%	0	0%	0	0%
PUM+J	0	0%	0	0%	0	0%	0	0%	2	1,92%
RECORTES CERO	0	0%	0	0%	0	0%	0	0%	2	1,92%
	Vajol, la		Vall d'en Bas, la		Vall de Bianya, la		Vall-llobrega		Vallfogona de Ripollès	
Escrutat		100%		100%		100%		100%		100%
Total votants	44	65,67%	1.813	71,37%	638	62,79%	459	66,42%	140	73,68%
Abstenció	23	34,32%	727	28,62%	378	37,20%	232	33,57%	50	26,31%
Vots nuls	0	0%	34	1,87%	7	1,09%	5	1,08%	0	0%
Vots en blanc	0	0%	38	2,09%	5	0,78%	2	0,43%	1	0,71%
CAT-JUNTS+	22	50,00%	800	44,96%	273	43,26%	169	37,22%	44	31,42%
PSC	8	18,18%	135	7,58%	57	9,03%	58	12,77%	4	2,85%
ERC / ESQUERRA	5	11,36%	220	12,36%	71	11,25%	68	14,97%	47	33,57%
ALIANÇA.CAT	0	0%	266	14,95%	115	18,22%	42	9,25%	11	7,85%
PP	2	4,54%	39	2,19%	11	1,74%	39	8,59%	0	0%
VOX	2	4,54%	31	1,74%	22	3,48%	35	7,70%	1	0,71%
CUP - DT	3	6,81%	134	7,53%	51	8,08%	16	3,52%	26	18,57%
COMUNS SUMAR	0	0%	72	4,04%	19	3,01%	11	2,42%	2	1,42%
PACMA	1	2,27%	11	0,61%	5	0,79%	4	0,88%	0	0%
ALHORA	0	0%	29	1,63%	1	0,15%	4	0,88%	1	0,71%
Cs	1	2,27%	2	0,11%	0	0%	1	0,22%	0	0%
FO	0	0%	1	0,05%	0	0%	3	0,66%	0	0%
PCTC	0	0%	0	0%	1	0,15%	0	0%	0	0%
PUM+J	0	0%	1	0,05%	0	0%	2	0,44%	3	2,14%
RECORTES CERO	0	0%	0	0%	0	0%	0	0%	0	0%

Resultats Provisionals



99,43%
Escrutat

Catalunya > Municipis de Girona

	Ventalló		Verges		Vidreres		Vidrà		Vila-sacra	
Escrutat		100%		100%		86,78%		100%		100%
Total votants	388	64,77%	597	69,66%	2.709	52,54%	113	83,70%	333	63,54%
Abstenció	211	35,22%	260	30,33%	2.447	47,45%	22	16,29%	191	36,45%
Vots nuls	4	1,03%	3	0,50%	22	0,81%	1	0,88%	4	1,20%
Vots en blanc	4	1,03%	7	1,17%	35	1,29%	7	6,19%	2	0,60%
CAT-JUNTS+	174	45,31%	309	52,02%	1.063	39,56%	39	34,82%	121	36,77%
PSC	49	12,76%	52	8,75%	536	19,94%	11	9,82%	56	17,02%
ERC / ESQUERRA	36	9,37%	60	10,10%	320	11,90%	22	19,64%	33	10,03%
ALIANÇA.CAT	29	7,55%	43	7,23%	154	5,73%	21	18,75%	47	14,28%
PP	25	6,51%	8	1,34%	160	5,95%	1	0,89%	26	7,90%
VOX	13	3,38%	12	2,02%	175	6,51%	0	0%	23	6,99%
CUP - DT	27	7,03%	81	13,63%	106	3,94%	7	6,25%	12	3,64%
COMUNS SUMAR	21	5,46%	6	1,01%	85	3,16%	2	1,78%	2	0,60%
PACMA	5	1,30%	5	0,84%	24	0,89%	2	1,78%	5	1,51%
ALHORA	1	0,26%	5	0,84%	9	0,33%	0	0%	0	0%
Cs	0	0%	4	0,67%	4	0,14%	0	0%	0	0%
FO	0	0%	0	0%	7	0,26%	0	0%	2	0,60%
PCTC	0	0%	2	0,33%	5	0,18%	0	0%	0	0%
PUM+J	0	0%	0	0%	0	0%	0	0%	0	0%
RECORTES CERO	0	0%	0	0%	4	0,14%	0	0%	0	0%
	Vilabertran		Vilablareix		Viladamat		Viladasens		Vilademuls	
Escrutat		100%		100%		100%		100%		100%
Total votants	491	67,07%	1.973	70,06%	292	75,84%	109	70,32%	425	70,01%
Abstenció	241	32,92%	843	29,93%	93	24,15%	46	29,67%	182	29,98%
Vots nuls	7	1,42%	20	1,01%	5	1,71%	2	1,83%	4	0,94%
Vots en blanc	5	1,01%	25	1,26%	2	0,68%	2	1,83%	4	0,94%
CAT-JUNTS+	180	37,19%	705	36,09%	125	43,55%	46	42,99%	208	49,40%
PSC	62	12,80%	329	16,84%	36	12,54%	13	12,14%	30	7,12%
ERC / ESQUERRA	63	13,01%	320	16,38%	26	9,05%	15	14,01%	44	10,45%
ALIANÇA.CAT	77	15,90%	219	11,21%	15	5,22%	15	14,01%	31	7,36%
PP	30	6,19%	113	5,78%	4	1,39%	1	0,93%	9	2,13%
VOX	16	3,30%	91	4,65%	12	4,18%	0	0%	5	1,18%
CUP - DT	24	4,95%	66	3,37%	54	18,81%	13	12,14%	50	11,87%
COMUNS SUMAR	16	3,30%	38	1,94%	7	2,43%	0	0%	26	6,17%
PACMA	9	1,85%	28	1,43%	3	1,04%	2	1,86%	3	0,71%
ALHORA	1	0,20%	9	0,46%	2	0,69%	0	0%	7	1,66%
Cs	1	0,20%	5	0,25%	1	0,34%	0	0%	2	0,47%
FO	0	0%	0	0%	0	0%	0	0%	1	0,23%
PCTC	0	0%	3	0,15%	0	0%	0	0%	1	0,23%
PUM+J	0	0%	1	0,05%	0	0%	0	0%	0	0%
RECORTES CERO	0	0%	1	0,05%	0	0%	0	0%	0	0%

Resultats Provisionals



99,43%
Escrutat

Catalunya > Municipis de Girona

	Viladrau		Vilafant		Vilajuïga		Vilallonga de Ter		Vilamacolum	
Escrutat		100%		100%		100%		100%		100%
Total votants	610	69,39%	2.594	60,22%	519	60,34%	196	65,99%	151	69,26%
Abstenció	269	30,60%	1.713	39,77%	341	39,65%	101	34,00%	67	30,73%
Vots nuls	10	1,63%	22	0,84%	14	2,69%	3	1,53%	1	0,66%
Vots en blanc	4	0,65%	22	0,84%	3	0,57%	4	2,04%	3	1,98%
CAT-JUNTS+	326	54,33%	628	24,41%	176	34,85%	79	40,93%	57	38,00%
PSC	47	7,83%	568	22,08%	88	17,42%	20	10,36%	14	9,33%
ERC / ESQUERRA	110	18,33%	297	11,54%	66	13,06%	22	11,39%	36	24,00%
ALIANÇA.CAT	29	4,83%	336	13,06%	37	7,32%	45	23,31%	19	12,66%
PP	22	3,66%	262	10,18%	35	6,93%	7	3,62%	5	3,33%
VOX	14	2,33%	259	10,06%	33	6,53%	5	2,59%	3	2,00%
CUP - DT	32	5,33%	80	3,11%	35	6,93%	5	2,59%	7	4,66%
COMUNS SUMAR	12	2,00%	65	2,52%	16	3,16%	5	2,59%	3	2,00%
PACMA	2	0,33%	20	0,77%	3	0,59%	1	0,51%	1	0,66%
ALHORA	2	0,33%	7	0,27%	9	1,78%	0	0%	2	1,33%
Cs	0	0%	19	0,73%	3	0,59%	0	0%	0	0%
FO	0	0%	2	0,07%	1	0,19%	0	0%	0	0%
PCTC	0	0%	0	0%	0	0%	0	0%	0	0%
PUM+J	0	0%	4	0,15%	0	0%	0	0%	0	0%
RECORTES CERO	0	0%	3	0,11%	0	0%	0	0%	0	0%
	Vilamalla		Vilamaniscle		Vilanant		Vilaür		Vilobí d'Onyar	
Escrutat		100%		100%		100%		100%		100%
Total votants	537	57,06%	94	62,66%	204	67,77%	89	76,06%	1.628	66,23%
Abstenció	404	42,93%	56	37,33%	97	32,22%	28	23,93%	830	33,76%
Vots nuls	6	1,11%	0	0%	4	1,96%	0	0%	16	0,98%
Vots en blanc	6	1,11%	0	0%	0	0%	2	2,24%	26	1,59%
CAT-JUNTS+	101	19,02%	37	39,36%	76	38,00%	44	49,43%	774	48,01%
PSC	116	21,84%	14	14,89%	27	13,50%	3	3,37%	177	10,98%
ERC / ESQUERRA	47	8,85%	18	19,14%	24	12,00%	17	19,10%	158	9,80%
ALIANÇA.CAT	47	8,85%	4	4,25%	38	19,00%	8	8,98%	184	11,41%
PP	70	13,18%	3	3,19%	9	4,50%	1	1,12%	77	4,77%
VOX	116	21,84%	1	1,06%	8	4,00%	3	3,37%	71	4,40%
CUP - DT	5	0,94%	9	9,57%	9	4,50%	6	6,74%	69	4,28%
COMUNS SUMAR	9	1,69%	5	5,31%	3	1,50%	2	2,24%	43	2,66%
PACMA	5	0,94%	2	2,12%	4	2,00%	1	1,12%	16	0,99%
ALHORA	1	0,18%	1	1,06%	0	0%	2	2,24%	9	0,55%
Cs	1	0,18%	0	0%	2	1,00%	0	0%	1	0,06%
FO	5	0,94%	0	0%	0	0%	0	0%	2	0,12%
PCTC	1	0,18%	0	0%	0	0%	0	0%	1	0,06%
PUM+J	0	0%	0	0%	0	0%	0	0%	3	0,18%
RECORTES CERO	1	0,18%	0	0%	0	0%	0	0%	1	0,06%

Resultats Provisionals



99,43%
Escrutat

Catalunya > Municipis de Girona

	Vilopriu	
Escrutat		100%
Total votants	105	66,87%
Abstenció	52	33,12%
Vots nuls	0	0%
Vots en blanc	2	1,90%
CAT-JUNTS+	37	35,23%
PSC	21	20,00%
ERC / ESQUERRA	14	13,33%
ALIANÇA.CAT	4	3,80%
PP	7	6,66%
VOX	4	3,80%
CUP - DT	9	8,57%
COMUNS SUMAR	5	4,76%
PACMA	1	0,95%
ALHORA	0	0%
Cs	1	0,95%
FO	0	0%
PCTC	0	0%
PUM+J	0	0%
RECORTES CERO	0	0%

Resultats Provisionals



99,73%
Escrutat

Catalunya > Municipis de Lleida

	Abella de la Conca		Agramunt		Aitona		Alamús, els		Albagés, l'	
Escrutat		100%		100%		100%		100%		100%
Total votants	68	54,83%	2.008	54,02%	842	60,14%	388	66,21%	180	59,40%
Abstenció	56	45,16%	1.709	45,97%	558	39,85%	198	33,78%	123	40,59%
Vots nuls	1	1,47%	24	1,19%	10	1,18%	6	1,54%	3	1,66%
Vots en blanc	2	2,94%	42	2,09%	10	1,18%	6	1,54%	5	2,77%
CAT-JUNTS+	32	47,76%	739	37,24%	240	28,84%	152	39,79%	51	28,81%
PSC	10	14,92%	341	17,18%	157	18,87%	58	15,18%	37	20,90%
ERC	9	13,43%	341	17,18%	147	17,66%	65	17,01%	36	20,33%
PP	1	1,49%	124	6,25%	169	20,31%	16	4,18%	14	7,90%
ALIANÇA.CAT	2	2,98%	193	9,72%	53	6,37%	37	9,68%	14	7,90%
VOX	4	5,97%	95	4,78%	31	3,72%	19	4,97%	11	6,21%
CUP - DT	4	5,97%	52	2,62%	11	1,32%	14	3,66%	4	2,25%
COMUNS SUMAR	3	4,47%	30	1,51%	8	0,96%	6	1,57%	3	1,69%
ALHORA	0	0%	11	0,55%	2	0,24%	6	1,57%	1	0,56%
Cs	0	0%	4	0,20%	1	0,12%	1	0,26%	0	0%
FO	0	0%	4	0,20%	0	0%	0	0%	0	0%
PUM+J	0	0%	4	0,20%	0	0%	1	0,26%	1	0,56%
PCTC	0	0%	2	0,10%	0	0%	0	0%	0	0%
RECORTES CERO	0	0%	1	0,05%	2	0,24%	1	0,26%	0	0%
F.N.C.	0	0%	1	0,05%	1	0,12%	0	0%	0	0%
	Albatàrrec		Albesa		Albi, l'		Alcanó		Alcarràs	
Escrutat		100%		100%		100%		100%		100%
Total votants	743	53,14%	659	61,07%	444	73,26%	115	58,08%	2.735	50,65%
Abstenció	655	46,85%	420	38,92%	162	26,73%	83	41,91%	2.664	49,34%
Vots nuls	3	0,40%	13	1,97%	6	1,35%	2	1,73%	24	0,87%
Vots en blanc	10	1,34%	7	1,06%	11	2,47%	4	3,47%	41	1,49%
CAT-JUNTS+	215	29,05%	220	34,05%	163	37,21%	44	38,93%	730	26,92%
PSC	137	18,51%	92	14,24%	74	16,89%	11	9,73%	564	20,80%
ERC	123	16,62%	139	21,51%	90	20,54%	27	23,89%	457	16,85%
PP	54	7,29%	59	9,13%	31	7,07%	2	1,76%	202	7,45%
ALIANÇA.CAT	64	8,64%	60	9,28%	22	5,02%	13	11,50%	337	12,43%
VOX	79	10,67%	18	2,78%	30	6,84%	0	0%	198	7,30%
CUP - DT	33	4,45%	39	6,03%	4	0,91%	4	3,53%	87	3,20%
COMUNS SUMAR	12	1,62%	6	0,92%	8	1,82%	3	2,65%	51	1,88%
ALHORA	4	0,54%	4	0,61%	4	0,91%	3	2,65%	9	0,33%
Cs	2	0,27%	0	0%	0	0%	1	0,88%	12	0,44%
FO	3	0,40%	0	0%	0	0%	0	0%	7	0,25%
PUM+J	1	0,13%	0	0%	0	0%	0	0%	5	0,18%
PCTC	0	0%	2	0,30%	1	0,22%	0	0%	3	0,11%
RECORTES CERO	3	0,40%	0	0%	0	0%	1	0,88%	5	0,18%
F.N.C.	0	0%	0	0%	0	0%	0	0%	3	0,11%

Resultats Provisionals



99,73%
Escurtat

Catalunya > Municipis de Lleida

	Alcoletge		Alfarràs		Alfés		Algerri		Alguaire	
Escurtat		100%		100%		100%		100%		100%
Total votants	1.169	48,20%	1.052	52,44%	141	60,77%	197	58,28%	1.100	53,76%
Abstenció	1.256	51,79%	954	47,55%	91	39,22%	141	41,71%	946	46,23%
Vots nuls	14	1,19%	12	1,14%	3	2,12%	1	0,50%	8	0,72%
Vots en blanc	9	0,76%	23	2,18%	5	3,54%	1	0,50%	22	2,00%
CAT-JUNTS+	331	28,65%	283	27,21%	59	42,75%	76	38,77%	383	35,07%
PSC	264	22,85%	306	29,42%	8	5,79%	26	13,26%	181	16,57%
ERC	190	16,45%	172	16,53%	30	21,73%	45	22,95%	226	20,69%
PP	73	6,32%	99	9,51%	1	0,72%	14	7,14%	72	6,59%
ALIANÇA.CAT	85	7,35%	51	4,90%	26	18,84%	11	5,61%	87	7,96%
VOX	107	9,26%	51	4,90%	1	0,72%	6	3,06%	37	3,38%
CUP - DT	35	3,03%	28	2,69%	5	3,62%	12	6,12%	53	4,85%
COMUNS SUMAR	23	1,99%	15	1,44%	2	1,44%	4	2,04%	16	1,46%
ALHORA	10	0,86%	2	0,19%	1	0,72%	1	0,51%	7	0,64%
Cs	9	0,77%	4	0,38%	0	0%	0	0%	1	0,09%
FO	9	0,77%	1	0,09%	0	0%	0	0%	4	0,36%
PUM+J	1	0,08%	3	0,28%	0	0%	0	0%	1	0,09%
PCTC	5	0,43%	2	0,19%	0	0%	0	0%	1	0,09%
RECORTES CERO	3	0,25%	0	0%	0	0%	0	0%	1	0,09%
F.N.C.	1	0,08%	0	0%	0	0%	0	0%	0	0%
	Alins		Almacelles		Almatret		Almenar		Alpicat	
Escurtat		100%		100%		100%		100%		100%
Total votants	158	66,66%	2.384	52,47%	176	68,75%	1.362	54,74%	2.800	58,44%
Abstenció	79	33,33%	2.159	47,52%	80	31,25%	1.126	45,25%	1.991	41,55%
Vots nuls	2	1,26%	46	1,92%	4	2,27%	18	1,32%	26	0,92%
Vots en blanc	0	0%	34	1,42%	2	1,13%	20	1,46%	46	1,64%
CAT-JUNTS+	57	36,53%	557	23,82%	76	44,18%	407	30,28%	917	33,05%
PSC	30	19,23%	564	24,12%	25	14,53%	289	21,50%	500	18,02%
ERC	41	26,28%	376	16,08%	24	13,95%	310	23,06%	380	13,69%
PP	4	2,56%	276	11,80%	15	8,72%	66	4,91%	317	11,42%
ALIANÇA.CAT	11	7,05%	143	6,11%	15	8,72%	94	6,99%	263	9,48%
VOX	1	0,64%	199	8,51%	6	3,48%	69	5,13%	192	6,92%
CUP - DT	9	5,76%	70	2,99%	3	1,74%	48	3,57%	69	2,48%
COMUNS SUMAR	3	1,92%	81	3,46%	2	1,16%	26	1,93%	46	1,65%
ALHORA	0	0%	8	0,34%	0	0%	8	0,59%	7	0,25%
Cs	0	0%	5	0,21%	2	1,16%	2	0,14%	15	0,54%
FO	0	0%	9	0,38%	2	1,16%	0	0%	8	0,28%
PUM+J	0	0%	4	0,17%	0	0%	1	0,07%	6	0,21%
PCTC	0	0%	4	0,17%	0	0%	2	0,14%	1	0,03%
RECORTES CERO	0	0%	5	0,21%	0	0%	2	0,14%	6	0,21%
F.N.C.	0	0%	3	0,12%	0	0%	0	0%	1	0,03%

Resultats Provisionals



99,73%
Escrutat

Catalunya > Municipis de Lleida

	Alt Àneu		Alàs i Cerc		Alòs de Balaguer		Anglesola		Arbeca	
Escrutat		100%		100%		100%		100%		100%
Total votants	245	63,47%	168	63,39%	57	58,16%	572	59,27%	969	64,25%
Abstenció	141	36,52%	97	36,60%	41	41,83%	393	40,72%	539	35,74%
Vots nuls	2	0,81%	1	0,59%	0	0%	7	1,22%	15	1,54%
Vots en blanc	6	2,44%	3	1,78%	1	1,75%	9	1,57%	25	2,57%
CAT-JUNTS+	104	42,79%	63	37,72%	25	43,85%	260	46,01%	360	37,73%
PSC	45	18,51%	36	21,55%	9	15,78%	58	10,26%	165	17,29%
ERC	52	21,39%	30	17,96%	9	15,78%	99	17,52%	189	19,81%
PP	5	2,05%	6	3,59%	3	5,26%	36	6,37%	40	4,19%
ALIANÇA.CAT	5	2,05%	6	3,59%	6	10,52%	50	8,84%	74	7,75%
VOX	1	0,41%	2	1,19%	0	0%	26	4,60%	29	3,03%
CUP - DT	24	9,87%	14	8,38%	1	1,75%	15	2,65%	55	5,76%
COMUNS SUMAR	1	0,41%	7	4,19%	1	1,75%	9	1,59%	9	0,94%
ALHORA	0	0%	0	0%	1	1,75%	1	0,17%	4	0,41%
Cs	0	0%	0	0%	0	0%	1	0,17%	2	0,20%
FO	0	0%	0	0%	1	1,75%	0	0%	0	0%
PUM+J	0	0%	0	0%	0	0%	0	0%	1	0,10%
PCTC	0	0%	0	0%	0	0%	1	0,17%	1	0,10%
RECORTES CERO	0	0%	0	0%	0	0%	0	0%	0	0%
F.N.C.	0	0%	0	0%	0	0%	0	0%	0	0%
	Arres		Arsèguel		Artesa de Lleida		Artesa de Segre		Aspa	
Escrutat		100%		100%		100%		100%		100%
Total votants	27	47,36%	40	65,57%	674	60,66%	1.324	58,71%	101	60,47%
Abstenció	30	52,63%	21	34,42%	437	39,33%	931	41,28%	66	39,52%
Vots nuls	0	0%	0	0%	11	1,63%	21	1,58%	1	0,99%
Vots en blanc	0	0%	0	0%	13	1,92%	17	1,28%	2	1,98%
CAT-JUNTS+	5	18,51%	14	35,00%	236	35,59%	535	41,05%	30	30,00%
PSC	12	44,44%	4	10,00%	105	15,83%	151	11,58%	23	23,00%
ERC	0	0%	14	35,00%	142	21,41%	307	23,56%	12	12,00%
PP	4	14,81%	0	0%	36	5,42%	62	4,75%	14	14,00%
ALIANÇA.CAT	0	0%	0	0%	46	6,93%	83	6,36%	4	4,00%
VOX	5	18,51%	0	0%	21	3,16%	44	3,37%	11	11,00%
CUP - DT	1	3,70%	7	17,50%	43	6,48%	54	4,14%	3	3,00%
COMUNS SUMAR	0	0%	0	0%	15	2,26%	28	2,14%	0	0%
ALHORA	0	0%	1	2,50%	1	0,15%	8	0,61%	0	0%
Cs	0	0%	0	0%	0	0%	6	0,46%	0	0%
FO	0	0%	0	0%	2	0,30%	2	0,15%	0	0%
PUM+J	0	0%	0	0%	0	0%	2	0,15%	0	0%
PCTC	0	0%	0	0%	1	0,15%	2	0,15%	0	0%
RECORTES CERO	0	0%	0	0%	2	0,30%	1	0,07%	0	0%
F.N.C.	0	0%	0	0%	0	0%	1	0,07%	1	1,00%

Resultats Provisionals



99,73%
Escrutat

Catalunya > Municipis de Lleida

	Avellanès i Santa Linya, les		Baix Pallars		Balaguer		Barbens		Baronia de Rialb, la	
Escrutat		100%		100%		100%		100%		100%
Total votants	213	61,20%	197	69,12%	5.739	53,65%	275	55,22%	110	57,29%
Abstenció	135	38,79%	88	30,87%	4.958	46,34%	223	44,77%	82	42,70%
Vots nuls	1	0,46%	0	0%	78	1,35%	6	2,18%	1	0,90%
Vots en blanc	4	1,87%	3	1,52%	89	1,55%	3	1,09%	2	1,81%
CAT-JUNTS+	92	43,39%	72	36,54%	1.580	27,91%	72	26,76%	54	49,54%
PSC	20	9,43%	24	12,18%	1.329	23,47%	42	15,61%	10	9,17%
ERC	44	20,75%	23	11,67%	863	15,24%	57	21,18%	9	8,25%
PP	6	2,83%	11	5,58%	457	8,07%	14	5,20%	10	9,17%
ALIANÇA.CAT	24	11,32%	8	4,06%	567	10,01%	54	20,07%	19	17,43%
VOX	7	3,30%	0	0%	372	6,57%	8	2,97%	3	2,75%
CUP - DT	11	5,18%	42	21,31%	212	3,74%	7	2,60%	0	0%
COMUNS SUMAR	3	1,41%	13	6,59%	118	2,08%	6	2,23%	1	0,91%
ALHORA	1	0,47%	1	0,50%	29	0,51%	3	1,11%	0	0%
Cs	0	0%	0	0%	9	0,15%	1	0,37%	0	0%
FO	0	0%	0	0%	10	0,17%	0	0%	0	0%
PUM+J	0	0%	0	0%	9	0,15%	1	0,37%	0	0%
PCTC	0	0%	0	0%	5	0,08%	0	0%	1	0,91%
RECORTES CERO	0	0%	0	0%	5	0,08%	0	0%	0	0%
F.N.C.	0	0%	0	0%	7	0,12%	1	0,37%	0	0%

	Bassella		Bausen		Belianes		Bell-lloc d'Urgell		Bellaguarda	
Escrutat		100%		100%		100%		100%		100%
Total votants	121	73,78%	28	50,90%	253	62,16%	988	60,76%	165	65,47%
Abstenció	43	26,21%	27	49,09%	154	37,83%	638	39,23%	87	34,52%
Vots nuls	4	3,30%	0	0%	7	2,76%	14	1,41%	1	0,60%
Vots en blanc	5	4,13%	2	7,14%	1	0,39%	12	1,21%	3	1,81%
CAT-JUNTS+	47	40,17%	2	7,14%	81	32,92%	360	36,96%	69	42,07%
PSC	20	17,09%	3	10,71%	38	15,44%	169	17,35%	25	15,24%
ERC	12	10,25%	10	35,71%	47	19,10%	198	20,32%	24	14,63%
PP	15	12,82%	4	14,28%	18	7,31%	62	6,36%	6	3,65%
ALIANÇA.CAT	10	8,54%	0	0%	26	10,56%	87	8,93%	16	9,75%
VOX	2	1,70%	0	0%	5	2,03%	44	4,51%	2	1,21%
CUP - DT	3	2,56%	5	17,85%	22	8,94%	23	2,36%	9	5,48%
COMUNS SUMAR	1	0,85%	1	3,57%	7	2,84%	12	1,23%	5	3,04%
ALHORA	1	0,85%	0	0%	0	0%	3	0,30%	0	0%
Cs	0	0%	1	3,57%	0	0%	2	0,20%	2	1,21%
FO	0	0%	0	0%	0	0%	0	0%	0	0%
PUM+J	0	0%	0	0%	0	0%	0	0%	0	0%
PCTC	0	0%	0	0%	0	0%	1	0,10%	0	0%
RECORTES CERO	0	0%	0	0%	1	0,40%	0	0%	1	0,60%
F.N.C.	1	0,85%	0	0%	0	0%	1	0,10%	2	1,21%

Resultats Provisionals



12M
2024 Eleccions al Parlament de Catalunya

99,73%
Escrutat

Catalunya > Municipis de Lleida

	Bellcaire d'Urgell		Bellmunt d'Urgell		Bellpuig		Bellver de Cerdanya		Bellvis	
Escrutat		100%		100%		100%		100%		100%
Total votants	608	65,16%	102	72,85%	1.894	57,18%	1.041	60,48%	957	63,46%
Abstenció	325	34,83%	38	27,14%	1.418	42,81%	680	39,51%	551	36,53%
Vots nuls	16	2,63%	4	3,92%	30	1,58%	14	1,34%	16	1,67%
Vots en blanc	12	1,97%	3	2,94%	37	1,95%	20	1,92%	14	1,46%
CAT-JUNTS+	208	35,13%	38	38,77%	644	34,54%	352	34,27%	278	29,54%
PSC	70	11,82%	5	5,10%	283	15,18%	168	16,35%	121	12,85%
ERC	173	29,22%	26	26,53%	435	23,33%	199	19,37%	194	20,61%
PP	32	5,40%	5	5,10%	96	5,15%	50	4,86%	34	3,61%
ALIANÇA.CAT	50	8,44%	13	13,26%	165	8,85%	60	5,84%	221	23,48%
VOX	15	2,53%	5	5,10%	60	3,21%	36	3,50%	19	2,01%
CUP - DT	20	3,37%	3	3,06%	92	4,93%	84	8,17%	36	3,82%
COMUNS SUMAR	10	1,68%	0	0%	29	1,55%	38	3,70%	12	1,27%
ALHORA	1	0,16%	0	0%	11	0,59%	11	1,07%	5	0,53%
Cs	1	0,16%	0	0%	1	0,05%	1	0,09%	1	0,10%
FO	0	0%	0	0%	3	0,16%	3	0,29%	3	0,31%
PUM+J	0	0%	0	0%	3	0,16%	4	0,38%	0	0%
PCTC	0	0%	0	0%	2	0,10%	1	0,09%	2	0,21%
RECORTES CERO	0	0%	0	0%	1	0,05%	0	0%	1	0,10%
F.N.C.	0	0%	0	0%	2	0,10%	0	0%	0	0%
	Benavent de Segrià		Biosca		Borges Blanques, les		Bossòst		Bovera	
Escrutat		100%		100%		100%		100%		100%
Total votants	681	58,65%	86	58,50%	2.502	57,47%	455	56,38%	118	60,51%
Abstenció	480	41,34%	61	41,49%	1.851	42,52%	352	43,61%	77	39,48%
Vots nuls	12	1,76%	1	1,16%	26	1,03%	25	5,49%	2	1,69%
Vots en blanc	8	1,17%	4	4,65%	37	1,47%	7	1,53%	1	0,84%
CAT-JUNTS+	257	38,41%	36	42,35%	949	38,32%	49	11,39%	45	38,79%
PSC	126	18,83%	19	22,35%	325	13,12%	203	47,20%	25	21,55%
ERC	97	14,49%	2	2,35%	525	21,20%	12	2,79%	16	13,79%
PP	56	8,37%	10	11,76%	118	4,76%	88	20,46%	6	5,17%
ALIANÇA.CAT	52	7,77%	4	4,70%	212	8,56%	8	1,86%	12	10,34%
VOX	29	4,33%	4	4,70%	107	4,32%	45	10,46%	5	4,31%
CUP - DT	24	3,58%	5	5,88%	139	5,61%	5	1,16%	4	3,44%
COMUNS SUMAR	10	1,49%	0	0%	33	1,33%	9	2,09%	2	1,72%
ALHORA	1	0,14%	0	0%	12	0,48%	1	0,23%	0	0%
Cs	4	0,59%	0	0%	1	0,04%	0	0%	0	0%
FO	1	0,14%	0	0%	7	0,28%	1	0,23%	0	0%
PUM+J	2	0,29%	0	0%	3	0,12%	1	0,23%	0	0%
PCTC	1	0,14%	1	1,17%	2	0,08%	1	0,23%	0	0%
RECORTES CERO	0	0%	0	0%	3	0,12%	0	0%	0	0%
F.N.C.	1	0,14%	0	0%	3	0,12%	0	0%	0	0%

Resultats Provisionals



99,73%
Escrutat

Catalunya > Municipis de Lleida

	Bòrdes, es		Cabanabona		Cabó		Camarasa		Canejan	
Escrutat		100%		100%		100%		100%		100%
Total votants	129	56,82%	34	58,62%	29	42,02%	449	67,31%	40	45,97%
Abstenció	98	43,17%	24	41,37%	40	57,97%	218	32,68%	47	54,02%
Vots nuls	4	3,10%	0	0%	0	0%	9	2,00%	0	0%
Vots en blanc	2	1,55%	0	0%	0	0%	14	3,11%	0	0%
CAT-JUNTS+	16	12,80%	14	41,17%	15	51,72%	139	31,59%	5	12,50%
PSC	44	35,19%	1	2,94%	3	10,34%	49	11,13%	11	27,50%
ERC	17	13,60%	5	14,70%	6	20,68%	107	24,31%	8	20,00%
PP	20	16,00%	4	11,76%	0	0%	36	8,18%	6	15,00%
ALIANÇA.CAT	4	3,20%	7	20,58%	0	0%	38	8,63%	0	0%
VOX	6	4,79%	2	5,88%	5	17,24%	14	3,18%	6	15,00%
CUP - DT	8	6,40%	1	2,94%	0	0%	31	7,04%	0	0%
COMUNS SUMAR	5	4,00%	0	0%	0	0%	9	2,04%	3	7,50%
ALHORA	0	0%	0	0%	0	0%	1	0,22%	0	0%
Cs	3	2,39%	0	0%	0	0%	0	0%	0	0%
FO	0	0%	0	0%	0	0%	1	0,22%	1	2,50%
PUM+J	0	0%	0	0%	0	0%	0	0%	0	0%
PCTC	0	0%	0	0%	0	0%	0	0%	0	0%
RECORTES CERO	0	0%	0	0%	0	0%	0	0%	0	0%
F.N.C.	0	0%	0	0%	0	0%	1	0,22%	0	0%
	Castell de Mur		Castellar de la Ribera		Castelldans		Castellnou de Seana		Castellserà	
Escrutat		100%		100%		100%		100%		100%
Total votants	99	66,44%	66	64,07%	399	58,41%	292	57,70%	495	64,28%
Abstenció	50	33,55%	37	35,92%	284	41,58%	214	42,29%	275	35,71%
Vots nuls	1	1,01%	0	0%	7	1,75%	8	2,73%	4	0,80%
Vots en blanc	2	2,02%	1	1,51%	14	3,50%	5	1,71%	16	3,23%
CAT-JUNTS+	37	37,75%	34	51,51%	135	34,43%	127	44,71%	189	38,49%
PSC	14	14,28%	3	4,54%	58	14,79%	35	12,32%	60	12,21%
ERC	23	23,46%	8	12,12%	71	18,11%	49	17,25%	87	17,71%
PP	7	7,14%	5	7,57%	37	9,43%	8	2,81%	11	2,24%
ALIANÇA.CAT	5	5,10%	7	10,60%	20	5,10%	39	13,73%	49	9,97%
VOX	4	4,08%	2	3,03%	18	4,59%	10	3,52%	15	3,05%
CUP - DT	0	0%	4	6,06%	26	6,63%	10	3,52%	44	8,96%
COMUNS SUMAR	5	5,10%	0	0%	7	1,78%	0	0%	10	2,03%
ALHORA	0	0%	2	3,03%	4	1,02%	1	0,35%	2	0,40%
Cs	0	0%	0	0%	0	0%	0	0%	6	1,22%
FO	0	0%	0	0%	0	0%	0	0%	0	0%
PUM+J	1	1,02%	0	0%	1	0,25%	0	0%	0	0%
PCTC	0	0%	0	0%	0	0%	0	0%	0	0%
RECORTES CERO	0	0%	0	0%	1	0,25%	0	0%	1	0,20%
F.N.C.	0	0%	0	0%	0	0%	0	0%	1	0,20%

Resultats Provisionals



99,73%
Escrutat

Catalunya > Municipis de Lleida

	Castelló de Farfanya		Cava		Cervera		Cervià de les Garrigues		Ciutadilla	
Escrutat		100%		100%		100%		100%		100%
Total votants	233	58,98%	26	74,28%	3.392	56,20%	295	54,73%	118	71,08%
Abstenció	162	41,01%	9	25,71%	2.643	43,79%	244	45,26%	48	28,91%
Vots nuls	1	0,42%	0	0%	50	1,47%	9	3,05%	7	5,93%
Vots en blanc	3	1,28%	1	3,84%	52	1,53%	8	2,71%	1	0,84%
CAT-JUNTS+	82	35,34%	14	53,84%	1.075	32,16%	110	38,46%	42	37,83%
PSC	15	6,46%	0	0%	741	22,17%	46	16,08%	10	9,00%
ERC	72	31,03%	4	15,38%	486	14,54%	75	26,22%	32	28,82%
PP	10	4,31%	3	11,53%	244	7,30%	6	2,09%	1	0,90%
ALIANÇA.CAT	29	12,50%	1	3,84%	280	8,37%	13	4,54%	9	8,10%
VOX	14	6,03%	0	0%	205	6,13%	16	5,59%	7	6,30%
CUP - DT	5	2,15%	3	11,53%	122	3,65%	8	2,79%	7	6,30%
COMUNS SUMAR	1	0,43%	0	0%	76	2,27%	1	0,34%	0	0%
ALHORA	0	0%	0	0%	31	0,92%	1	0,34%	0	0%
Cs	0	0%	0	0%	12	0,35%	1	0,34%	0	0%
FO	0	0%	0	0%	11	0,32%	1	0,34%	0	0%
PUM+J	1	0,43%	0	0%	1	0,02%	0	0%	1	0,90%
PCTC	0	0%	0	0%	0	0%	0	0%	1	0,90%
RECORTES CERO	0	0%	0	0%	3	0,08%	0	0%	0	0%
F.N.C.	0	0%	0	0%	3	0,08%	0	0%	0	0%

	Clariana de Cardener		Cogul, el		Coll de Nargó		Coma i la Pedra, la		Conca de Dalt	
Escrutat		100%		100%		100%		100%		100%
Total votants	96	74,41%	83	62,40%	274	59,69%	151	62,91%	197	58,80%
Abstenció	33	25,58%	50	37,59%	185	40,30%	89	37,08%	138	41,19%
Vots nuls	0	0%	2	2,40%	8	2,91%	2	1,32%	1	0,50%
Vots en blanc	1	1,04%	0	0%	4	1,45%	2	1,32%	1	0,50%
CAT-JUNTS+	36	37,50%	26	32,09%	105	39,47%	62	41,61%	71	36,22%
PSC	13	13,54%	15	18,51%	43	16,16%	10	6,71%	30	15,30%
ERC	26	27,08%	23	28,39%	41	15,41%	29	19,46%	46	23,46%
PP	2	2,08%	5	6,17%	8	3,00%	7	4,69%	7	3,57%
ALIANÇA.CAT	3	3,12%	4	4,93%	12	4,51%	24	16,10%	6	3,06%
VOX	1	1,04%	3	3,70%	8	3,00%	5	3,35%	2	1,02%
CUP - DT	12	12,50%	4	4,93%	36	13,53%	6	4,02%	17	8,67%
COMUNS SUMAR	1	1,04%	1	1,23%	7	2,63%	1	0,67%	9	4,59%
ALHORA	0	0%	0	0%	1	0,37%	3	2,01%	3	1,53%
Cs	0	0%	0	0%	1	0,37%	0	0%	0	0%
FO	0	0%	0	0%	0	0%	0	0%	0	0%
PUM+J	1	1,04%	0	0%	0	0%	0	0%	2	1,02%
PCTC	0	0%	0	0%	0	0%	0	0%	1	0,51%
RECORTES CERO	0	0%	0	0%	0	0%	0	0%	1	0,51%
F.N.C.	0	0%	0	0%	0	0%	0	0%	0	0%

Resultats Provisionals



99,73%
Escrutat

Catalunya > Municipis de Lleida

	Corbins		Cubells		Espluga Calba, l'		Espot		Estamariu	
Escrutat		100%		100%		100%		100%		100%
Total votants	617	60,07%	186	65,95%	163	59,48%	193	62,66%	69	63,88%
Abstenció	410	39,92%	96	34,04%	111	40,51%	115	37,33%	39	36,11%
Vots nuls	10	1,62%	8	4,30%	4	2,45%	12	6,21%	0	0%
Vots en blanc	17	2,75%	10	5,37%	7	4,29%	7	3,62%	0	0%
CAT-JUNTS+	206	33,93%	82	46,06%	49	30,81%	57	31,49%	43	62,31%
PSC	89	14,66%	17	9,55%	25	15,72%	34	18,78%	13	18,84%
ERC	157	25,86%	39	21,91%	45	28,30%	59	32,59%	4	5,79%
PP	24	3,95%	7	3,93%	2	1,25%	6	3,31%	1	1,44%
ALIANÇA.CAT	48	7,90%	4	2,24%	4	2,51%	5	2,76%	2	2,89%
VOX	22	3,62%	6	3,37%	9	5,66%	6	3,31%	0	0%
CUP - DT	22	3,62%	11	6,17%	11	6,91%	4	2,20%	3	4,34%
COMUNS SUMAR	16	2,63%	1	0,56%	3	1,88%	1	0,55%	3	4,34%
ALHORA	1	0,16%	1	0,56%	3	1,88%	0	0%	0	0%
Cs	3	0,49%	0	0%	0	0%	0	0%	0	0%
FO	2	0,32%	0	0%	1	0,62%	0	0%	0	0%
PUM+J	0	0%	0	0%	0	0%	1	0,55%	0	0%
PCTC	0	0%	0	0%	0	0%	1	0,55%	0	0%
RECORTES CERO	0	0%	0	0%	0	0%	0	0%	0	0%
F.N.C.	0	0%	0	0%	0	0%	0	0%	0	0%
	Estaràs		Esterrí d'Àneu		Esterrí de Cardós		Farrera		Floresta, la	
Escrutat		100%		100%		100%		100%		100%
Total votants	82	62,12%	334	58,18%	42	82,35%	63	57,79%	94	72,30%
Abstenció	50	37,87%	240	41,81%	9	17,64%	46	42,20%	36	27,69%
Vots nuls	1	1,21%	8	2,39%	0	0%	1	1,58%	0	0%
Vots en blanc	3	3,65%	3	0,89%	1	2,38%	2	3,17%	3	3,19%
CAT-JUNTS+	34	41,97%	140	42,94%	17	40,47%	16	25,80%	31	32,97%
PSC	7	8,64%	45	13,80%	6	14,28%	8	12,90%	11	11,70%
ERC	7	8,64%	80	24,53%	8	19,04%	16	25,80%	22	23,40%
PP	10	12,34%	4	1,22%	0	0%	0	0%	1	1,06%
ALIANÇA.CAT	7	8,64%	6	1,84%	2	4,76%	3	4,83%	10	10,63%
VOX	3	3,70%	3	0,92%	0	0%	0	0%	3	3,19%
CUP - DT	6	7,40%	25	7,66%	8	19,04%	13	20,96%	10	10,63%
COMUNS SUMAR	2	2,46%	13	3,98%	0	0%	1	1,61%	3	3,19%
ALHORA	1	1,23%	6	1,84%	0	0%	1	1,61%	0	0%
Cs	1	1,23%	0	0%	0	0%	0	0%	0	0%
FO	0	0%	1	0,30%	0	0%	0	0%	0	0%
PUM+J	0	0%	0	0%	0	0%	2	3,22%	0	0%
PCTC	0	0%	0	0%	0	0%	0	0%	0	0%
RECORTES CERO	0	0%	0	0%	0	0%	0	0%	0	0%
F.N.C.	0	0%	0	0%	0	0%	0	0%	0	0%

Resultats Provisionals



99,73%
Escrutat

Catalunya > Municipis de Lleida

	Fondarella		Foradada		Fuliola, la		Fullea		Fígols i Alinyà	
Escrutat		100%		100%		100%		100%		100%
Total votants	400	65,25%	91	71,09%	510	58,82%	61	70,11%	137	61,71%
Abstenció	213	34,74%	37	28,90%	357	41,17%	26	29,88%	85	38,28%
Vots nuls	11	2,75%	1	1,09%	10	1,96%	0	0%	1	0,72%
Vots en blanc	12	3,00%	5	5,49%	5	0,98%	3	4,91%	2	1,45%
CAT-JUNTS+	131	33,67%	51	56,66%	180	36,00%	12	19,67%	42	30,88%
PSC	76	19,53%	6	6,66%	66	13,20%	4	6,55%	16	11,76%
ERC	39	10,02%	11	12,22%	108	21,60%	27	44,26%	30	22,05%
PP	25	6,42%	6	6,66%	32	6,40%	8	13,11%	5	3,67%
ALIANÇA.CAT	53	13,62%	5	5,55%	63	12,59%	3	4,91%	11	8,08%
VOX	28	7,19%	1	1,11%	22	4,39%	1	1,63%	5	3,67%
CUP - DT	16	4,11%	4	4,44%	11	2,19%	2	3,27%	16	11,76%
COMUNS SUMAR	5	1,28%	1	1,11%	8	1,60%	1	1,63%	8	5,88%
ALHORA	0	0%	0	0%	0	0%	0	0%	1	0,73%
Cs	0	0%	0	0%	2	0,40%	0	0%	0	0%
FO	2	0,51%	0	0%	3	0,59%	0	0%	0	0%
PUM+J	1	0,25%	0	0%	0	0%	0	0%	0	0%
PCTC	0	0%	0	0%	0	0%	0	0%	0	0%
RECORTES CERO	1	0,25%	0	0%	0	0%	0	0%	0	0%
F.N.C.	0	0%	0	0%	0	0%	0	0%	0	0%

	Gavet de la Conca		Gimenells i el Pla de la Font		Golmés		Granadella, la		Granja d'Escarp, la	
Escrutat		100%		100%		100%		100%		100%
Total votants	143	65,29%	497	60,98%	767	56,35%	340	65,76%	355	58,77%
Abstenció	76	34,70%	318	39,01%	594	43,64%	177	34,23%	249	41,22%
Vots nuls	2	1,39%	8	1,60%	11	1,43%	6	1,76%	11	3,09%
Vots en blanc	4	2,79%	9	1,81%	8	1,04%	11	3,23%	5	1,40%
CAT-JUNTS+	61	43,26%	111	22,69%	329	43,51%	125	37,42%	136	39,53%
PSC	20	14,18%	108	22,08%	88	11,64%	27	8,08%	78	22,67%
ERC	35	24,82%	41	8,38%	135	17,85%	91	27,24%	59	17,15%
PP	1	0,70%	96	19,63%	43	5,68%	4	1,19%	31	9,01%
ALIANÇA.CAT	5	3,54%	28	5,72%	78	10,31%	24	7,18%	9	2,61%
VOX	1	0,70%	62	12,67%	31	4,10%	14	4,19%	15	4,36%
CUP - DT	8	5,67%	15	3,06%	24	3,17%	30	8,98%	5	1,45%
COMUNS SUMAR	2	1,41%	11	2,24%	6	0,79%	3	0,89%	4	1,16%
ALHORA	2	1,41%	3	0,61%	6	0,79%	4	1,19%	0	0%
Cs	1	0,70%	1	0,20%	0	0%	0	0%	0	0%
FO	0	0%	3	0,61%	5	0,66%	1	0,29%	2	0,58%
PUM+J	1	0,70%	0	0%	1	0,13%	0	0%	0	0%
PCTC	0	0%	0	0%	2	0,26%	0	0%	0	0%
RECORTES CERO	0	0%	1	0,20%	0	0%	0	0%	0	0%
F.N.C.	0	0%	0	0%	0	0%	0	0%	0	0%

Resultats Provisionals



99,73%
Escrutat

Catalunya > Municipis de Lleida

	Granyanella		Granyena de Segarra		Granyena de les Garrigues		Guimerà		Guingueta d'Àneu, la	
Escrutat		100%		100%		100%		100%		100%
Total votants	77	62,09%	83	68,03%	90	81,08%	123	64,06%	145	67,75%
Abstenció	47	37,90%	39	31,96%	21	18,91%	69	35,93%	69	32,24%
Vots nuls	1	1,29%	1	1,20%	2	2,22%	0	0%	6	4,13%
Vots en blanc	2	2,59%	4	4,81%	2	2,22%	2	1,62%	3	2,06%
CAT-JUNTS+	38	50,00%	37	45,12%	33	37,50%	64	52,03%	53	38,12%
PSC	14	18,42%	9	10,97%	12	13,63%	15	12,19%	17	12,23%
ERC	10	13,15%	8	9,75%	23	26,13%	21	17,07%	38	27,33%
PP	0	0%	3	3,65%	4	4,54%	3	2,43%	2	1,43%
ALIANÇA.CAT	2	2,63%	5	6,09%	3	3,40%	6	4,87%	3	2,15%
VOX	5	6,57%	6	7,31%	4	4,54%	5	4,06%	2	1,43%
CUP - DT	1	1,31%	4	4,87%	3	3,40%	4	3,25%	12	8,63%
COMUNS SUMAR	3	3,94%	1	1,21%	3	3,40%	1	0,81%	7	5,03%
ALHORA	0	0%	3	3,65%	0	0%	1	0,81%	1	0,71%
Cs	0	0%	0	0%	0	0%	0	0%	1	0,71%
FO	1	1,31%	0	0%	1	1,13%	0	0%	0	0%
PUM+J	0	0%	1	1,21%	0	0%	0	0%	0	0%
PCTC	0	0%	0	0%	0	0%	1	0,81%	0	0%
RECORTES CERO	0	0%	1	1,21%	0	0%	0	0%	0	0%
F.N.C.	0	0%	0	0%	0	0%	0	0%	0	0%

	Guissona		Guixers		Gósol		Isona i Conca Dellà		Ivars d'Urgell	
Escrutat		100%		100%		100%		100%		100%
Total votants	1.640	58,28%	72	62,60%	113	66,08%	525	66,45%	695	62,78%
Abstenció	1.174	41,71%	43	37,39%	58	33,91%	265	33,54%	412	37,21%
Vots nuls	23	1,40%	1	1,38%	1	0,88%	7	1,33%	9	1,29%
Vots en blanc	30	1,82%	0	0%	2	1,76%	12	2,28%	7	1,00%
CAT-JUNTS+	583	36,05%	25	35,21%	47	41,96%	300	57,91%	266	38,77%
PSC	323	19,97%	6	8,45%	14	12,50%	70	13,51%	112	16,32%
ERC	298	18,42%	21	29,57%	21	18,75%	70	13,51%	163	23,76%
PP	89	5,50%	4	5,63%	4	3,57%	9	1,73%	35	5,10%
ALIANÇA.CAT	113	6,98%	8	11,26%	8	7,14%	24	4,63%	44	6,41%
VOX	68	4,20%	1	1,40%	1	0,89%	21	4,05%	13	1,89%
CUP - DT	75	4,63%	3	4,22%	12	10,71%	4	0,77%	35	5,10%
COMUNS SUMAR	20	1,23%	3	4,22%	3	2,67%	3	0,57%	9	1,31%
ALHORA	6	0,37%	0	0%	0	0%	2	0,38%	0	0%
Cs	4	0,24%	0	0%	0	0%	0	0%	0	0%
FO	3	0,18%	0	0%	0	0%	0	0%	0	0%
PUM+J	2	0,12%	0	0%	0	0%	2	0,38%	1	0,14%
PCTC	2	0,12%	0	0%	0	0%	0	0%	0	0%
RECORTES CERO	0	0%	0	0%	0	0%	1	0,19%	1	0,14%
F.N.C.	1	0,06%	0	0%	0	0%	0	0%	0	0%

Resultats Provisionals



99,73%
Escrutat

Catalunya > Municipis de Lleida

	Ivars de Noguera		Ivorra		Josa i Tuixén		Juncosa		Juneda	
Escrutat		100%		100%		100%		100%		100%
Total votants	158	61,00%	72	79,12%	67	63,20%	199	65,67%	1.372	61,69%
Abstenció	101	38,99%	19	20,87%	39	36,79%	104	34,32%	852	38,30%
Vots nuls	4	2,53%	0	0%	1	1,49%	4	2,01%	23	1,67%
Vots en blanc	10	6,32%	7	9,72%	1	1,49%	3	1,50%	23	1,67%
CAT-JUNTS+	55	35,71%	36	50,00%	26	39,39%	64	32,82%	523	38,76%
PSC	10	6,49%	6	8,33%	7	10,60%	29	14,87%	234	17,34%
ERC	30	19,48%	11	15,27%	16	24,24%	46	23,58%	277	20,53%
PP	16	10,38%	0	0%	1	1,51%	14	7,17%	78	5,78%
ALIANÇA.CAT	10	6,49%	8	11,11%	5	7,57%	12	6,15%	93	6,89%
VOX	7	4,54%	0	0%	0	0%	13	6,66%	18	1,33%
CUP - DT	12	7,79%	0	0%	4	6,06%	10	5,12%	81	6,00%
COMUNS SUMAR	0	0%	0	0%	4	6,06%	2	1,02%	15	1,11%
ALHORA	4	2,59%	3	4,16%	2	3,03%	1	0,51%	3	0,22%
Cs	0	0%	0	0%	0	0%	0	0%	2	0,14%
FO	0	0%	0	0%	0	0%	0	0%	0	0%
PUM+J	0	0%	0	0%	0	0%	0	0%	1	0,07%
PCTC	0	0%	0	0%	0	0%	0	0%	1	0,07%
RECORTES CERO	0	0%	1	1,38%	0	0%	1	0,51%	0	0%
F.N.C.	0	0%	0	0%	0	0%	0	0%	0	0%
	Les		Linyola		Lladorre		Lladurs		Llardecans	
Escrutat		100%		100%		100%		100%		100%
Total votants	339	49,20%	1.152	60,63%	134	62,03%	95	60,89%	216	60,16%
Abstenció	350	50,79%	748	39,36%	82	37,96%	61	39,10%	143	39,83%
Vots nuls	4	1,17%	24	2,08%	2	1,49%	2	2,10%	15	6,94%
Vots en blanc	3	0,88%	27	2,34%	2	1,49%	1	1,05%	1	0,46%
CAT-JUNTS+	42	12,53%	477	42,28%	57	43,18%	26	27,95%	85	42,28%
PSC	139	41,49%	152	13,47%	14	10,60%	9	9,67%	20	9,95%
ERC	46	13,73%	173	15,33%	32	24,24%	12	12,90%	55	27,36%
PP	49	14,62%	66	5,85%	1	0,75%	7	7,52%	16	7,96%
ALIANÇA.CAT	3	0,89%	124	10,99%	6	4,54%	23	24,73%	3	1,49%
VOX	29	8,65%	56	4,96%	1	0,75%	2	2,15%	7	3,48%
CUP - DT	4	1,19%	35	3,10%	11	8,33%	10	10,75%	5	2,48%
COMUNS SUMAR	14	4,17%	15	1,32%	5	3,78%	3	3,22%	5	2,48%
ALHORA	0	0%	1	0,08%	0	0%	0	0%	2	0,99%
Cs	2	0,59%	2	0,17%	1	0,75%	0	0%	1	0,49%
FO	3	0,89%	0	0%	0	0%	0	0%	0	0%
PUM+J	1	0,29%	0	0%	0	0%	0	0%	0	0%
PCTC	0	0%	0	0%	1	0,75%	0	0%	1	0,49%
RECORTES CERO	0	0%	0	0%	1	0,75%	0	0%	0	0%
F.N.C.	0	0%	0	0%	0	0%	0	0%	0	0%

Resultats Provisionals



99,73%
Escrutat

Catalunya > Municipis de Lleida

	Llavorsí		Lleida		Lles de Cerdanya		Llimiana		Llobera	
Escrutat		100%		99,13%		100%		100%		100%
Total votants	203	74,35%	49.663	53,59%	147	61,25%	67	59,82%	112	62,56%
Abstenció	70	25,64%	42.995	46,40%	93	38,75%	45	40,17%	67	37,43%
Vots nuls	3	1,47%	450	0,90%	1	0,68%	0	0%	0	0%
Vots en blanc	1	0,49%	610	1,22%	4	2,72%	0	0%	3	2,67%
CAT-JUNTS+	41	20,50%	10.756	21,85%	63	43,15%	28	41,79%	44	39,28%
PSC	33	16,50%	12.536	25,47%	11	7,53%	13	19,40%	9	8,03%
ERC	91	45,50%	6.261	12,72%	36	24,65%	5	7,46%	19	16,96%
PP	4	2,00%	7.203	14,63%	0	0%	0	0%	4	3,57%
ALIANÇA.CAT	5	2,50%	3.332	6,77%	11	7,53%	5	7,46%	11	9,82%
VOX	1	0,50%	4.661	9,47%	0	0%	0	0%	2	1,78%
CUP - DT	19	9,50%	1.608	3,26%	14	9,58%	11	16,41%	18	16,07%
COMUNS SUMAR	3	1,50%	1.343	2,72%	5	3,42%	1	1,49%	2	1,78%
ALHORA	1	0,50%	210	0,42%	2	1,36%	1	1,49%	0	0%
Cs	0	0%	305	0,61%	0	0%	2	2,98%	0	0%
FO	0	0%	119	0,24%	0	0%	0	0%	0	0%
PUM+J	0	0%	89	0,18%	0	0%	1	1,49%	0	0%
PCTC	1	0,50%	65	0,13%	0	0%	0	0%	0	0%
RECORTES CERO	0	0%	83	0,16%	0	0%	0	0%	0	0%
F.N.C.	0	0%	32	0,06%	0	0%	0	0%	0	0%
	Maials		Maldà		Massalcoreig		Massoteres		Menàrguens	
Escrutat		100%		100%		100%		100%		100%
Total votants	403	61,43%	117	57,63%	235	63,34%	100	72,46%	370	62,50%
Abstenció	253	38,56%	86	42,36%	136	36,65%	38	27,53%	222	37,50%
Vots nuls	5	1,24%	2	1,70%	1	0,42%	2	2,00%	6	1,62%
Vots en blanc	5	1,24%	1	0,85%	5	2,12%	2	2,00%	5	1,35%
CAT-JUNTS+	194	48,74%	48	41,73%	54	23,07%	44	44,89%	133	36,53%
PSC	76	19,09%	10	8,69%	45	19,23%	11	11,22%	77	21,15%
ERC	62	15,57%	15	13,04%	83	35,47%	15	15,30%	69	18,95%
PP	25	6,28%	3	2,60%	13	5,55%	7	7,14%	19	5,21%
ALIANÇA.CAT	9	2,26%	12	10,43%	19	8,11%	8	8,16%	39	10,71%
VOX	9	2,26%	7	6,08%	9	3,84%	5	5,10%	1	0,27%
CUP - DT	14	3,51%	17	14,78%	3	1,28%	0	0%	9	2,47%
COMUNS SUMAR	1	0,25%	1	0,86%	2	0,85%	1	1,02%	6	1,64%
ALHORA	0	0%	0	0%	0	0%	2	2,04%	0	0%
Cs	0	0%	0	0%	0	0%	0	0%	1	0,27%
FO	0	0%	0	0%	0	0%	1	1,02%	0	0%
PUM+J	1	0,25%	0	0%	0	0%	2	2,04%	1	0,27%
PCTC	1	0,25%	1	0,86%	0	0%	0	0%	3	0,82%
RECORTES CERO	1	0,25%	0	0%	0	0%	0	0%	1	0,27%
F.N.C.	0	0%	0	0%	1	0,42%	0	0%	0	0%

Resultats Provisionals



99,73%
Escrutat

Catalunya > Municipis de Lleida

	Miralcamp		Mollerussa		Molsosa, la		Montellà i Martinet		Montferrer i Castellbò	
Escrutat		100%		100%		100%		100%		100%
Total votants	608	61,10%	4.741	53,93%	61	67,03%	321	64,45%	447	51,32%
Abstenció	387	38,89%	4.049	46,06%	30	32,96%	177	35,54%	424	48,67%
Vots nuls	10	1,64%	64	1,34%	1	1,63%	2	0,62%	8	1,78%
Vots en blanc	5	0,82%	54	1,13%	2	3,27%	5	1,55%	11	2,46%
CAT-JUNTS+	261	43,64%	1.427	30,51%	36	60,00%	103	32,28%	163	37,12%
PSC	97	16,22%	981	20,97%	2	3,33%	29	9,09%	72	16,40%
ERC	101	16,88%	627	13,40%	1	1,66%	112	35,10%	84	19,13%
PP	34	5,68%	399	8,53%	9	15,00%	8	2,50%	23	5,23%
ALIANÇA.CAT	52	8,69%	595	12,72%	2	3,33%	12	3,76%	27	6,15%
VOX	30	5,01%	314	6,71%	0	0%	8	2,50%	16	3,64%
CUP - DT	11	1,83%	151	3,22%	8	13,33%	34	10,65%	26	5,92%
COMUNS SUMAR	5	0,83%	77	1,64%	0	0%	5	1,56%	12	2,73%
ALHORA	0	0%	25	0,53%	0	0%	1	0,31%	1	0,22%
Cs	0	0%	7	0,14%	0	0%	0	0%	1	0,22%
FO	1	0,16%	5	0,10%	0	0%	1	0,31%	0	0%
PUM+J	1	0,16%	1	0,02%	0	0%	0	0%	0	0%
PCTC	0	0%	7	0,14%	0	0%	1	0,31%	2	0,45%
RECORTES CERO	0	0%	2	0,04%	0	0%	0	0%	1	0,22%
F.N.C.	0	0%	5	0,10%	0	0%	0	0%	0	0%
	Montgai		Montoliu de Lleida		Montoliu de Segarra		Montornès de Segarra		Nalec	
Escrutat		100%		100%		100%		100%		100%
Total votants	330	60,66%	230	66,47%	74	51,03%	63	80,76%	50	69,44%
Abstenció	214	39,33%	116	33,52%	71	48,96%	15	19,23%	22	30,55%
Vots nuls	9	2,72%	2	0,86%	0	0%	1	1,58%	2	4,00%
Vots en blanc	9	2,72%	2	0,86%	4	5,40%	4	6,34%	2	4,00%
CAT-JUNTS+	105	32,71%	75	32,89%	37	50,00%	17	27,41%	23	47,91%
PSC	53	16,51%	32	14,03%	7	9,45%	26	41,93%	5	10,41%
ERC	68	21,18%	56	24,56%	8	10,81%	5	8,06%	7	14,58%
PP	20	6,23%	13	5,70%	2	2,70%	3	4,83%	0	0%
ALIANÇA.CAT	44	13,70%	14	6,14%	5	6,75%	2	3,22%	10	20,83%
VOX	8	2,49%	16	7,01%	3	4,05%	1	1,61%	0	0%
CUP - DT	9	2,80%	12	5,26%	6	8,10%	3	4,83%	1	2,08%
COMUNS SUMAR	1	0,31%	7	3,07%	1	1,35%	1	1,61%	0	0%
ALHORA	1	0,31%	0	0%	1	1,35%	0	0%	0	0%
Cs	0	0%	0	0%	0	0%	0	0%	0	0%
FO	1	0,31%	1	0,43%	0	0%	0	0%	0	0%
PUM+J	2	0,62%	0	0%	0	0%	0	0%	0	0%
PCTC	0	0%	0	0%	0	0%	0	0%	0	0%
RECORTES CERO	0	0%	0	0%	0	0%	0	0%	0	0%
F.N.C.	0	0%	0	0%	0	0%	0	0%	0	0%

Resultats Provisionals



99,73%
Escrutat

Catalunya > Municipis de Lleida

	Naut Aran		Navès		Odèn		Oliana		Oliola	
Escrutat		100%		100%		100%		100%		100%
Total votants	744	50,75%	156	66,10%	129	63,86%	890	66,02%	128	73,98%
Abstenció	722	49,24%	80	33,89%	73	36,13%	458	33,97%	45	26,01%
Vots nuls	7	0,94%	1	0,64%	1	0,77%	4	0,44%	3	2,34%
Vots en blanc	18	2,41%	1	0,64%	5	3,87%	14	1,57%	2	1,56%
CAT-JUNTS+	112	15,19%	84	54,19%	64	50,00%	351	39,61%	58	46,40%
PSC	226	30,66%	10	6,45%	4	3,12%	186	20,99%	13	10,40%
ERC	59	8,00%	14	9,03%	22	17,18%	141	15,91%	17	13,60%
PP	162	21,98%	7	4,51%	8	6,25%	52	5,86%	3	2,39%
ALIANÇA.CAT	17	2,30%	22	14,19%	17	13,28%	58	6,54%	11	8,79%
VOX	90	12,21%	1	0,64%	4	3,12%	17	1,91%	10	8,00%
CUP - DT	23	3,12%	9	5,80%	3	2,34%	45	5,07%	3	2,39%
COMUNS SUMAR	18	2,44%	2	1,29%	1	0,78%	12	1,35%	3	2,39%
ALHORA	3	0,40%	2	1,29%	0	0%	4	0,45%	1	0,80%
Cs	3	0,40%	1	0,64%	0	0%	0	0%	0	0%
FO	1	0,13%	1	0,64%	0	0%	1	0,11%	4	3,20%
PUM+J	2	0,27%	0	0%	0	0%	0	0%	0	0%
PCTC	2	0,27%	1	0,64%	0	0%	0	0%	0	0%
RECORTES CERO	0	0%	0	0%	0	0%	5	0,56%	0	0%
F.N.C.	1	0,13%	0	0%	0	0%	0	0%	0	0%
	Olius		Oluges, les		Omellons, els		Omells de na Gaia, els		Organyà	
Escrutat		100%		100%		100%		100%		100%
Total votants	507	66,53%	91	64,08%	112	66,66%	73	66,36%	365	59,25%
Abstenció	255	33,46%	51	35,91%	56	33,33%	37	33,63%	251	40,74%
Vots nuls	8	1,57%	0	0%	1	0,89%	1	1,36%	2	0,54%
Vots en blanc	6	1,18%	2	2,19%	7	6,25%	1	1,36%	5	1,36%
CAT-JUNTS+	244	48,89%	53	58,24%	20	18,01%	36	50,00%	151	41,59%
PSC	45	9,01%	4	4,39%	26	23,42%	1	1,38%	59	16,25%
ERC	60	12,02%	14	15,38%	27	24,32%	9	12,50%	66	18,18%
PP	39	7,81%	5	5,49%	17	15,31%	3	4,16%	14	3,85%
ALIANÇA.CAT	57	11,42%	6	6,59%	3	2,70%	16	22,22%	28	7,71%
VOX	17	3,40%	2	2,19%	6	5,40%	3	4,16%	10	2,75%
CUP - DT	16	3,20%	2	2,19%	1	0,90%	2	2,77%	20	5,50%
COMUNS SUMAR	8	1,60%	2	2,19%	2	1,80%	1	1,38%	6	1,65%
ALHORA	3	0,60%	1	1,09%	0	0%	0	0%	1	0,27%
Cs	1	0,20%	0	0%	1	0,90%	0	0%	0	0%
FO	1	0,20%	0	0%	1	0,90%	0	0%	0	0%
PUM+J	0	0%	0	0%	0	0%	0	0%	2	0,55%
PCTC	0	0%	0	0%	0	0%	0	0%	1	0,27%
RECORTES CERO	2	0,40%	0	0%	0	0%	0	0%	0	0%
F.N.C.	0	0%	0	0%	0	0%	0	0%	0	0%

Resultats Provisionals



99,73%
Escrutat

Catalunya > Municipis de Lleida

	Os de Balaguer		Ossó de Sió		Palau d'Anglesola, el		Penelles		Peramola	
Escrutat		100%		100%		100%		100%		100%
Total votants	531	62,54%	107	69,03%	1.022	63,16%	233	65,44%	190	70,89%
Abstenció	318	37,45%	48	30,96%	596	36,83%	123	34,55%	78	29,10%
Vots nuls	16	3,01%	1	0,93%	5	0,48%	7	3,00%	6	3,15%
Vots en blanc	15	2,82%	1	0,93%	21	2,05%	6	2,57%	2	1,05%
CAT-JUNTS+	172	33,39%	33	31,13%	377	37,06%	99	43,80%	82	44,56%
PSC	81	15,72%	17	16,03%	113	11,11%	26	11,50%	13	7,06%
ERC	113	21,94%	23	21,69%	220	21,63%	46	20,35%	43	23,36%
PP	40	7,76%	3	2,83%	33	3,24%	14	6,19%	11	5,97%
ALIANÇA.CAT	43	8,34%	7	6,60%	143	14,06%	22	9,73%	18	9,78%
VOX	10	1,94%	10	9,43%	54	5,30%	6	2,65%	5	2,71%
CUP - DT	14	2,71%	8	7,54%	29	2,85%	7	3,09%	5	2,71%
COMUNS SUMAR	20	3,88%	2	1,88%	11	1,08%	0	0%	3	1,63%
ALHORA	0	0%	0	0%	11	1,08%	0	0%	2	1,08%
Cs	2	0,38%	1	0,94%	1	0,09%	0	0%	0	0%
FO	0	0%	0	0%	1	0,09%	0	0%	0	0%
PUM+J	0	0%	1	0,94%	2	0,19%	0	0%	0	0%
PCTC	2	0,38%	0	0%	1	0,09%	0	0%	0	0%
RECORTES CERO	2	0,38%	0	0%	0	0%	0	0%	0	0%
F.N.C.	1	0,19%	0	0%	0	0%	0	0%	0	0%
	Pinell de Solsonès		Pinós		Plans de Sió, els		Poal, el		Pobla de Cérvoles, la	
Escrutat		100%		100%		100%		100%		100%
Total votants	121	67,97%	146	67,28%	274	64,77%	340	70,83%	126	69,61%
Abstenció	57	32,02%	71	32,71%	149	35,22%	140	29,16%	55	30,38%
Vots nuls	6	4,95%	3	2,05%	5	1,82%	2	0,58%	6	4,76%
Vots en blanc	5	4,13%	2	1,36%	9	3,28%	10	2,94%	2	1,58%
CAT-JUNTS+	39	33,91%	66	46,15%	113	42,00%	144	42,60%	35	29,16%
PSC	11	9,56%	5	3,49%	35	13,01%	22	6,50%	28	23,33%
ERC	29	25,21%	5	3,49%	45	16,72%	55	16,27%	21	17,50%
PP	10	8,69%	22	15,38%	12	4,46%	28	8,28%	7	5,83%
ALIANÇA.CAT	12	10,43%	18	12,58%	21	7,80%	38	11,24%	11	9,16%
VOX	3	2,60%	3	2,09%	11	4,08%	19	5,62%	4	3,33%
CUP - DT	5	4,34%	13	9,09%	10	3,71%	16	4,73%	7	5,83%
COMUNS SUMAR	1	0,86%	4	2,79%	4	1,48%	5	1,47%	3	2,50%
ALHORA	0	0%	0	0%	9	3,34%	1	0,29%	0	0%
Cs	0	0%	0	0%	0	0%	0	0%	1	0,83%
FO	0	0%	0	0%	0	0%	0	0%	0	0%
PUM+J	0	0%	0	0%	0	0%	0	0%	0	0%
PCTC	0	0%	0	0%	0	0%	0	0%	1	0,83%
RECORTES CERO	0	0%	0	0%	0	0%	0	0%	0	0%
F.N.C.	0	0%	5	3,49%	0	0%	0	0%	0	0%

Resultats Provisionals



99,73%
Escrutat

Catalunya > Municipis de Lleida

	Pobla de Segur, la		Pont de Bar, el		Pont de Suert, el		Ponts		Portella, la	
Escrutat		100%		100%		100%		100%		100%
Total votants	1.260	59,21%	77	57,03%	977	57,30%	1.077	60,98%	244	63,04%
Abstenció	868	40,78%	58	42,96%	728	42,69%	689	39,01%	143	36,95%
Vots nuls	18	1,42%	1	1,29%	24	2,45%	16	1,48%	1	0,40%
Vots en blanc	19	1,50%	1	1,29%	9	0,92%	9	0,83%	0	0%
CAT-JUNTS+	442	35,58%	34	44,73%	202	21,19%	426	40,15%	101	41,56%
PSC	284	22,86%	1	1,31%	335	35,15%	162	15,26%	48	19,75%
ERC	270	21,73%	18	23,68%	144	15,11%	211	19,88%	35	14,40%
PP	34	2,73%	0	0%	79	8,28%	62	5,84%	8	3,29%
ALIANÇA.CAT	54	4,34%	6	7,89%	36	3,77%	107	10,08%	29	11,93%
VOX	24	1,93%	3	3,94%	45	4,72%	33	3,11%	6	2,46%
CUP - DT	77	6,19%	5	6,57%	47	4,93%	40	3,77%	10	4,11%
COMUNS SUMAR	21	1,69%	3	3,94%	47	4,93%	3	0,28%	5	2,05%
ALHORA	6	0,48%	1	1,31%	1	0,10%	5	0,47%	1	0,41%
Cs	4	0,32%	0	0%	0	0%	1	0,09%	0	0%
FO	1	0,08%	2	2,63%	6	0,62%	0	0%	0	0%
PUM+J	4	0,32%	2	2,63%	0	0%	0	0%	0	0%
PCTC	0	0%	0	0%	2	0,20%	0	0%	0	0%
RECORTES CERO	2	0,16%	0	0%	0	0%	1	0,09%	0	0%
F.N.C.	0	0%	0	0%	0	0%	1	0,09%	0	0%
	Prats i Sansor		Preixana		Preixens		Prullans		Puiggròs	
Escrutat		100%		100%		100%		100%		100%
Total votants	132	63,76%	221	70,15%	168	49,70%	140	73,29%	133	62,44%
Abstenció	75	36,23%	94	29,84%	170	50,29%	51	26,70%	80	37,55%
Vots nuls	3	2,27%	3	1,35%	4	2,38%	0	0%	1	0,75%
Vots en blanc	10	7,57%	7	3,16%	8	4,76%	0	0%	3	2,25%
CAT-JUNTS+	51	39,53%	108	49,54%	51	31,09%	61	43,57%	65	49,24%
PSC	13	10,07%	11	5,04%	22	13,41%	11	7,85%	27	20,45%
ERC	9	6,97%	29	13,30%	30	18,29%	34	24,28%	8	6,06%
PP	14	10,85%	21	9,63%	9	5,48%	4	2,85%	5	3,78%
ALIANÇA.CAT	9	6,97%	14	6,42%	15	9,14%	10	7,14%	13	9,84%
VOX	7	5,42%	8	3,66%	16	9,75%	3	2,14%	5	3,78%
CUP - DT	11	8,52%	10	4,58%	4	2,43%	12	8,57%	4	3,03%
COMUNS SUMAR	3	2,32%	6	2,75%	6	3,65%	4	2,85%	2	1,51%
ALHORA	2	1,55%	3	1,37%	1	0,60%	0	0%	0	0%
Cs	0	0%	0	0%	0	0%	0	0%	0	0%
FO	0	0%	1	0,45%	1	0,60%	0	0%	0	0%
PUM+J	0	0%	0	0%	0	0%	1	0,71%	0	0%
PCTC	0	0%	0	0%	1	0,60%	0	0%	0	0%
RECORTES CERO	0	0%	0	0%	0	0%	0	0%	0	0%
F.N.C.	0	0%	0	0%	0	0%	0	0%	0	0%

Resultats Provisionals



99,73%
Escurtat

Catalunya > Municipis de Lleida

	Puigverd d'Agramunt		Puigverd de Lleida		Rialp		Ribera d'Ondara		Ribera d'Urgellet	
Escurtat		100%		100%		100%		100%		100%
Total votants	90	57,69%	640	59,25%	329	60,81%	267	68,81%	366	52,58%
Abstenció	66	42,30%	440	40,74%	212	39,18%	121	31,18%	330	47,41%
Vots nuls	2	2,22%	5	0,78%	8	2,43%	7	2,62%	3	0,81%
Vots en blanc	3	3,33%	20	3,12%	6	1,82%	5	1,87%	7	1,91%
CAT-JUNTS+	37	42,04%	157	24,72%	142	44,23%	77	29,61%	132	36,36%
PSC	17	19,31%	138	21,73%	50	15,57%	31	11,92%	72	19,83%
ERC	8	9,09%	114	17,95%	56	17,44%	29	11,15%	62	17,07%
PP	10	11,36%	43	6,77%	14	4,36%	17	6,53%	19	5,23%
ALIANÇA.CAT	3	3,40%	56	8,81%	9	2,80%	56	21,53%	21	5,78%
VOX	3	3,40%	57	8,97%	10	3,11%	20	7,69%	17	4,68%
CUP - DT	2	2,27%	28	4,40%	20	6,23%	8	3,07%	24	6,61%
COMUNS SUMAR	2	2,27%	13	2,04%	10	3,11%	9	3,46%	3	0,82%
ALHORA	3	3,40%	1	0,15%	3	0,93%	2	0,76%	2	0,55%
Cs	0	0%	3	0,47%	0	0%	2	0,76%	1	0,27%
FO	0	0%	0	0%	0	0%	0	0%	0	0%
PUM+J	0	0%	2	0,31%	0	0%	1	0,38%	1	0,27%
PCTC	0	0%	1	0,15%	0	0%	1	0,38%	2	0,55%
RECORTES CERO	0	0%	2	0,31%	1	0,31%	2	0,76%	0	0%
F.N.C.	0	0%	0	0%	0	0%	0	0%	0	0%
	Riner		Riu de Cerdanya		Rosselló		Salàs de Pallars		Sanaüja	
Escurtat		100%		100%		100%		100%		100%
Total votants	147	72,05%	65	69,89%	1.213	52,73%	176	64,94%	190	59,37%
Abstenció	57	27,94%	28	30,10%	1.087	47,26%	95	35,05%	130	40,62%
Vots nuls	1	0,68%	2	3,07%	16	1,31%	5	2,84%	5	2,63%
Vots en blanc	4	2,72%	1	1,53%	20	1,64%	4	2,27%	9	4,73%
CAT-JUNTS+	65	44,52%	33	52,38%	343	28,65%	57	33,33%	81	43,78%
PSC	13	8,90%	4	6,34%	247	20,63%	44	25,73%	21	11,35%
ERC	16	10,95%	12	19,04%	200	16,70%	27	15,78%	19	10,27%
PP	8	5,47%	1	1,58%	87	7,26%	1	0,58%	13	7,02%
ALIANÇA.CAT	10	6,84%	6	9,52%	117	9,77%	3	1,75%	19	10,27%
VOX	6	4,10%	0	0%	108	9,02%	0	0%	9	4,86%
CUP - DT	15	10,27%	5	7,93%	37	3,09%	28	16,37%	7	3,78%
COMUNS SUMAR	3	2,05%	1	1,58%	28	2,33%	3	1,75%	2	1,08%
ALHORA	3	2,05%	0	0%	0	0%	2	1,16%	4	2,16%
Cs	2	1,36%	0	0%	2	0,16%	1	0,58%	0	0%
FO	0	0%	0	0%	3	0,25%	0	0%	1	0,54%
PUM+J	0	0%	0	0%	0	0%	0	0%	0	0%
PCTC	0	0%	0	0%	1	0,08%	0	0%	0	0%
RECORTES CERO	1	0,68%	0	0%	4	0,33%	0	0%	0	0%
F.N.C.	0	0%	0	0%	0	0%	1	0,58%	0	0%

Resultats Provisionals



99,73%
Escrutat

Catalunya > Municipis de Lleida

	Sant Esteve de la Sarga		Sant Guim de Freixenet		Sant Guim de la Plana		Sant Llorenç de Morunys		Sant Martí de Riucorb	
Escrutat		100%		100%		100%		100%		100%
Total votants	68	61,81%	497	60,38%	115	70,55%	505	64,41%	333	60,98%
Abstenció	42	38,18%	326	39,61%	48	29,44%	279	35,58%	213	39,01%
Vots nuls	0	0%	11	2,21%	0	0%	6	1,18%	11	3,30%
Vots en blanc	0	0%	6	1,20%	2	1,73%	7	1,38%	6	1,80%
CAT-JUNTS+	18	26,47%	170	34,97%	46	40,00%	234	46,89%	120	37,26%
PSC	10	14,70%	79	16,25%	10	8,69%	59	11,82%	34	10,55%
ERC	18	26,47%	92	18,93%	30	26,08%	94	18,83%	69	21,42%
PP	5	7,35%	26	5,34%	4	3,47%	16	3,20%	20	6,21%
ALIANÇA.CAT	6	8,82%	37	7,61%	12	10,43%	37	7,41%	21	6,52%
VOX	2	2,94%	23	4,73%	0	0%	2	0,40%	14	4,34%
CUP - DT	3	4,41%	25	5,14%	10	8,69%	37	7,41%	27	8,38%
COMUNS SUMAR	6	8,82%	19	3,90%	1	0,86%	5	1,00%	6	1,86%
ALHORA	0	0%	4	0,82%	0	0%	8	1,60%	5	1,55%
Cs	0	0%	0	0%	0	0%	0	0%	0	0%
FO	0	0%	2	0,41%	0	0%	0	0%	0	0%
PUM+J	0	0%	0	0%	0	0%	0	0%	0	0%
PCTC	0	0%	2	0,41%	0	0%	0	0%	0	0%
RECORTES CERO	0	0%	0	0%	0	0%	0	0%	0	0%
F.N.C.	0	0%	1	0,20%	0	0%	0	0%	0	0%

	Sant Ramon		Sarroca de Bellera		Sarroca de Lleida		Senterada		Sentiu de Sió, la	
Escrutat		100%		100%		100%		100%		100%
Total votants	243	62,30%	63	61,16%	189	59,43%	58	50,43%	235	62,00%
Abstenció	147	37,69%	40	38,83%	129	40,56%	57	49,56%	144	37,99%
Vots nuls	8	3,29%	2	3,17%	1	0,52%	0	0%	3	1,27%
Vots en blanc	4	1,64%	1	1,58%	1	0,52%	0	0%	5	2,12%
CAT-JUNTS+	117	49,78%	31	50,81%	80	42,55%	14	24,13%	89	38,36%
PSC	27	11,48%	3	4,91%	36	19,14%	13	22,41%	41	17,67%
ERC	33	14,04%	8	13,11%	45	23,93%	12	20,68%	35	15,08%
PP	14	5,95%	6	9,83%	4	2,12%	2	3,44%	9	3,87%
ALIANÇA.CAT	8	3,40%	5	8,19%	13	6,91%	5	8,62%	25	10,77%
VOX	10	4,25%	1	1,63%	3	1,59%	0	0%	10	4,31%
CUP - DT	15	6,38%	6	9,83%	5	2,65%	10	17,24%	7	3,01%
COMUNS SUMAR	5	2,12%	0	0%	1	0,53%	1	1,72%	8	3,44%
ALHORA	0	0%	0	0%	0	0%	0	0%	2	0,86%
Cs	0	0%	0	0%	0	0%	0	0%	1	0,43%
FO	0	0%	0	0%	0	0%	0	0%	0	0%
PUM+J	0	0%	0	0%	0	0%	0	0%	0	0%
PCTC	2	0,85%	0	0%	0	0%	0	0%	0	0%
RECORTES CERO	0	0%	0	0%	0	0%	0	0%	0	0%
F.N.C.	0	0%	0	0%	0	0%	1	1,72%	0	0%

Resultats Provisionals



99,73%
Escrutat

Catalunya > Municipis de Lleida

	Seròs		Seu d'Urgell, la		Sidamon		Soleràs, el		Solsona	
Escrutat		100%		100%		100%		100%		100%
Total votants	686	61,03%	4.520	50,57%	358	63,02%	158	65,56%	3.863	60,03%
Abstenció	438	38,96%	4.418	49,42%	210	36,97%	83	34,43%	2.572	39,96%
Vots nuls	8	1,16%	62	1,37%	13	3,63%	0	0%	62	1,60%
Vots en blanc	22	3,20%	95	2,10%	6	1,67%	1	0,63%	77	1,99%
CAT-JUNTS+	245	36,13%	1.173	26,31%	100	28,98%	75	47,46%	1.301	34,22%
PSC	115	16,96%	1.199	26,89%	61	17,68%	20	12,65%	695	18,28%
ERC	146	21,53%	751	16,84%	58	16,81%	33	20,88%	651	17,12%
PP	49	7,22%	367	8,23%	28	8,11%	6	3,79%	201	5,28%
ALIANÇA.CAT	34	5,01%	145	3,25%	50	14,49%	11	6,96%	335	8,81%
VOX	40	5,89%	262	5,87%	20	5,79%	3	1,89%	115	3,02%
CUP - DT	22	3,24%	306	6,86%	10	2,89%	4	2,53%	296	7,78%
COMUNS SUMAR	3	0,44%	108	2,42%	7	2,02%	3	1,89%	62	1,63%
ALHORA	0	0%	14	0,31%	3	0,86%	1	0,63%	37	0,97%
Cs	0	0%	12	0,26%	0	0%	0	0%	5	0,13%
FO	1	0,14%	12	0,26%	0	0%	0	0%	14	0,36%
PUM+J	1	0,14%	6	0,13%	2	0,57%	1	0,63%	3	0,07%
PCTC	0	0%	4	0,08%	0	0%	0	0%	3	0,07%
RECORTES CERO	0	0%	4	0,08%	0	0%	0	0%	1	0,02%
F.N.C.	0	0%	0	0%	0	0%	0	0%	5	0,13%
	Soriguera		Sort		Soses		Sudanell		Sunyer	
Escrutat		100%		100%		100%		100%		100%
Total votants	202	57,06%	993	59,78%	663	61,55%	400	58,91%	142	66,98%
Abstenció	152	42,93%	668	40,21%	414	38,44%	279	41,08%	70	33,01%
Vots nuls	1	0,49%	12	1,20%	12	1,80%	3	0,75%	2	1,40%
Vots en blanc	6	2,97%	13	1,30%	7	1,05%	9	2,25%	5	3,52%
CAT-JUNTS+	70	34,82%	304	30,98%	229	35,17%	120	30,22%	52	37,14%
PSC	26	12,93%	186	18,96%	128	19,66%	46	11,58%	22	15,71%
ERC	41	20,39%	232	23,64%	146	22,42%	94	23,67%	21	15,00%
PP	1	0,49%	46	4,68%	38	5,83%	31	7,80%	8	5,71%
ALIANÇA.CAT	2	0,99%	30	3,05%	51	7,83%	51	12,84%	19	13,57%
VOX	0	0%	28	2,85%	28	4,30%	10	2,51%	5	3,57%
CUP - DT	36	17,91%	100	10,19%	12	1,84%	20	5,03%	5	3,57%
COMUNS SUMAR	14	6,96%	31	3,16%	10	1,53%	13	3,27%	2	1,42%
ALHORA	3	1,49%	7	0,71%	0	0%	3	0,75%	1	0,71%
Cs	0	0%	0	0%	0	0%	0	0%	0	0%
FO	2	0,99%	2	0,20%	1	0,15%	0	0%	0	0%
PUM+J	0	0%	0	0%	0	0%	0	0%	0	0%
PCTC	0	0%	1	0,10%	1	0,15%	0	0%	0	0%
RECORTES CERO	0	0%	1	0,10%	0	0%	0	0%	0	0%
F.N.C.	0	0%	0	0%	0	0%	0	0%	0	0%

Resultats Provisionals



99,73%
Escrutat

Catalunya > Municipis de Lleida

	Talarn		Talavera		Tarroja de Segarra		Tarrés		Tiurana	
Escrutat		100%		100%		100%		100%		100%
Total votants	200	44,34%	161	66,80%	82	60,74%	69	72,63%	49	81,66%
Abstenció	251	55,65%	80	33,19%	53	39,25%	26	27,36%	11	18,33%
Vots nuls	2	1,00%	0	0%	3	3,65%	2	2,89%	0	0%
Vots en blanc	2	1,00%	7	4,34%	5	6,09%	0	0%	2	4,08%
CAT-JUNTS+	53	26,76%	60	37,26%	28	35,44%	31	46,26%	19	38,77%
PSC	34	17,17%	16	9,93%	6	7,59%	3	4,47%	2	4,08%
ERC	35	17,67%	20	12,42%	17	21,51%	16	23,88%	4	8,16%
PP	15	7,57%	16	9,93%	9	11,39%	1	1,49%	5	10,20%
ALIANÇA.CAT	7	3,53%	19	11,80%	3	3,79%	3	4,47%	7	14,28%
VOX	29	14,64%	7	4,34%	2	2,53%	0	0%	3	6,12%
CUP - DT	17	8,58%	9	5,59%	7	8,86%	8	11,94%	6	12,24%
COMUNS SUMAR	4	2,02%	0	0%	2	2,53%	4	5,97%	1	2,04%
ALHORA	1	0,50%	3	1,86%	0	0%	0	0%	0	0%
Cs	1	0,50%	0	0%	0	0%	0	0%	0	0%
FO	0	0%	4	2,48%	0	0%	0	0%	0	0%
PUM+J	0	0%	0	0%	0	0%	0	0%	0	0%
PCTC	0	0%	0	0%	0	0%	0	0%	0	0%
RECORTES CERO	0	0%	0	0%	0	0%	0	0%	0	0%
F.N.C.	0	0%	0	0%	0	0%	1	1,49%	0	0%

	Torms, els		Tornabous		Torre de Cabdella, la		Torre-serona		Torrebesses	
Escrutat		100%		100%		100%		100%		100%
Total votants	78	63,93%	301	57,77%	399	60,63%	186	58,86%	130	57,77%
Abstenció	44	36,06%	220	42,22%	259	39,36%	130	41,13%	95	42,22%
Vots nuls	0	0%	2	0,66%	2	0,50%	2	1,07%	4	3,07%
Vots en blanc	1	1,28%	5	1,66%	5	1,25%	3	1,61%	3	2,30%
CAT-JUNTS+	23	29,48%	141	47,15%	182	45,84%	56	30,43%	35	27,77%
PSC	15	19,23%	29	9,69%	56	14,10%	39	21,19%	17	13,49%
ERC	24	30,76%	57	19,06%	71	17,88%	33	17,93%	32	25,39%
PP	0	0%	17	5,68%	13	3,27%	14	7,60%	5	3,96%
ALIANÇA.CAT	4	5,12%	17	5,68%	18	4,53%	16	8,69%	10	7,93%
VOX	0	0%	16	5,35%	4	1,00%	13	7,06%	1	0,79%
CUP - DT	6	7,69%	10	3,34%	31	7,80%	5	2,71%	16	12,69%
COMUNS SUMAR	5	6,41%	2	0,66%	11	2,77%	2	1,08%	5	3,96%
ALHORA	0	0%	1	0,33%	5	1,25%	0	0%	0	0%
Cs	0	0%	1	0,33%	0	0%	0	0%	1	0,79%
FO	0	0%	0	0%	1	0,25%	0	0%	0	0%
PUM+J	0	0%	1	0,33%	0	0%	2	1,08%	0	0%
PCTC	0	0%	1	0,33%	0	0%	0	0%	0	0%
RECORTES CERO	0	0%	1	0,33%	0	0%	1	0,54%	0	0%
F.N.C.	0	0%	0	0%	0	0%	0	0%	1	0,79%

Resultats Provisionals



99,73%
Escrutat

Catalunya > Municipis de Lleida

	Torrefarrera		Torrefeta i Florejacs		Torregrossa		Torrelameu		Torres de Segre	
Escrutat		100%		100%		100%		100%		100%
Total votants	1.885	56,57%	299	61,64%	929	61,64%	323	67,29%	772	58,35%
Abstenció	1.447	43,42%	186	38,35%	578	38,35%	157	32,70%	551	41,64%
Vots nuls	29	1,53%	2	0,66%	39	4,19%	2	0,61%	9	1,16%
Vots en blanc	28	1,48%	12	4,01%	25	2,69%	4	1,23%	13	1,68%
CAT-JUNTS+	627	33,78%	90	30,30%	230	25,84%	88	27,41%	230	30,14%
PSC	353	19,01%	28	9,42%	175	19,66%	32	9,96%	182	23,85%
ERC	293	15,78%	85	28,61%	232	26,06%	110	34,26%	137	17,95%
PP	151	8,13%	8	2,69%	68	7,64%	20	6,23%	44	5,76%
ALIANÇA.CAT	173	9,32%	31	10,43%	44	4,94%	33	10,28%	49	6,42%
VOX	140	7,54%	14	4,71%	74	8,31%	19	5,91%	30	3,93%
CUP - DT	53	2,85%	20	6,73%	28	3,14%	8	2,49%	66	8,65%
COMUNS SUMAR	23	1,23%	4	1,34%	5	0,56%	1	0,31%	3	0,39%
ALHORA	1	0,05%	4	1,34%	3	0,33%	4	1,24%	5	0,65%
Cs	4	0,21%	0	0%	1	0,11%	0	0%	1	0,13%
FO	5	0,26%	0	0%	1	0,11%	1	0,31%	1	0,13%
PUM+J	1	0,05%	0	0%	0	0%	0	0%	1	0,13%
PCTC	1	0,05%	1	0,33%	0	0%	1	0,31%	1	0,13%
RECORTES CERO	3	0,16%	0	0%	2	0,22%	0	0%	0	0%
F.N.C.	0	0%	0	0%	2	0,22%	0	0%	0	0%
	Torà		Trepmp		Tàrrega		Térmens		Tírvia	
Escrutat		100%		100%		100%		100%		100%
Total votants	574	63,84%	2.295	54,89%	6.209	54,82%	636	65,03%	77	64,70%
Abstenció	325	36,15%	1.886	45,10%	5.116	45,17%	342	34,96%	42	35,29%
Vots nuls	11	1,91%	39	1,69%	64	1,03%	4	0,62%	1	1,29%
Vots en blanc	10	1,74%	36	1,56%	119	1,91%	6	0,94%	0	0%
CAT-JUNTS+	239	42,45%	788	34,92%	2.247	36,56%	255	40,34%	24	31,57%
PSC	80	14,20%	546	24,20%	1.094	17,80%	75	11,86%	9	11,84%
ERC	110	19,53%	304	13,47%	876	14,25%	120	18,98%	30	39,47%
PP	20	3,55%	160	7,09%	329	5,35%	37	5,85%	1	1,31%
ALIANÇA.CAT	31	5,50%	132	5,85%	659	10,72%	72	11,39%	3	3,94%
VOX	25	4,44%	92	4,07%	284	4,62%	34	5,37%	0	0%
CUP - DT	32	5,68%	109	4,83%	305	4,96%	16	2,53%	2	2,63%
COMUNS SUMAR	11	1,95%	55	2,43%	132	2,14%	9	1,42%	6	7,89%
ALHORA	0	0%	15	0,66%	40	0,65%	3	0,47%	1	1,31%
Cs	0	0%	6	0,26%	9	0,14%	3	0,47%	0	0%
FO	1	0,17%	5	0,22%	13	0,21%	0	0%	0	0%
PUM+J	1	0,17%	3	0,13%	8	0,13%	1	0,15%	0	0%
PCTC	2	0,35%	1	0,04%	14	0,22%	0	0%	0	0%
RECORTES CERO	1	0,17%	3	0,13%	7	0,11%	1	0,15%	0	0%
F.N.C.	0	0%	1	0,04%	9	0,14%	0	0%	0	0%

Resultats Provisionals



99,73%
Escrutat

Catalunya > Municipis de Lleida

	Vall de Boí, la		Vall de Cardós		Vallbona de les Monges		Vallfogona de Balaguer		Valls d'Aguilar, les	
Escrutat		100%		100%		100%		100%		100%
Total votants	452	51,30%	196	63,63%	129	67,18%	873	62,09%	133	62,73%
Abstenció	429	48,69%	112	36,36%	63	32,81%	533	37,90%	79	37,26%
Vots nuls	1	0,22%	6	3,06%	1	0,77%	19	2,17%	7	5,26%
Vots en blanc	11	2,43%	4	2,04%	3	2,32%	18	2,06%	2	1,50%
CAT-JUNTS+	148	32,81%	67	35,26%	61	47,65%	257	30,09%	44	34,92%
PSC	63	13,96%	30	15,78%	11	8,59%	146	17,09%	28	22,22%
ERC	120	26,60%	43	22,63%	22	17,18%	156	18,26%	30	23,80%
PP	14	3,10%	15	7,89%	4	3,12%	73	8,54%	9	7,14%
ALIANÇA.CAT	31	6,87%	3	1,57%	3	2,34%	98	11,47%	4	3,17%
VOX	1	0,22%	4	2,10%	6	4,68%	60	7,02%	2	1,58%
CUP - DT	40	8,86%	14	7,36%	6	4,68%	18	2,10%	5	3,96%
COMUNS SUMAR	15	3,32%	6	3,15%	10	7,81%	14	1,63%	2	1,58%
ALHORA	3	0,66%	0	0%	2	1,56%	4	0,46%	0	0%
Cs	0	0%	1	0,52%	0	0%	2	0,23%	0	0%
FO	0	0%	1	0,52%	0	0%	5	0,58%	0	0%
PUM+J	1	0,22%	2	1,05%	0	0%	3	0,35%	0	0%
PCTC	0	0%	0	0%	0	0%	0	0%	0	0%
RECORTES CERO	3	0,66%	0	0%	0	0%	0	0%	0	0%
F.N.C.	1	0,22%	0	0%	0	0%	0	0%	0	0%

	Valls de Valira, les		Vansa i Fórnols, la		Verdú		Vielha e Mijaran		Vila-sana	
Escrutat		100%		100%		100%		100%		100%
Total votants	235	39,36%	92	65,24%	409	56,96%	1.751	46,64%	314	56,78%
Abstenció	362	60,63%	49	34,75%	309	43,03%	2.003	53,35%	239	43,21%
Vots nuls	0	0%	1	1,08%	5	1,22%	21	1,19%	3	0,95%
Vots en blanc	0	0%	1	1,08%	4	0,97%	29	1,65%	9	2,86%
CAT-JUNTS+	79	33,61%	36	39,56%	159	39,35%	249	14,39%	101	32,47%
PSC	42	17,87%	11	12,08%	62	15,34%	638	36,87%	53	17,04%
ERC	52	22,12%	13	14,28%	63	15,59%	192	11,09%	57	18,32%
PP	13	5,53%	3	3,29%	24	5,94%	328	18,95%	16	5,14%
ALIANÇA.CAT	11	4,68%	9	9,89%	35	8,66%	29	1,67%	44	14,14%
VOX	14	5,95%	1	1,09%	18	4,45%	152	8,78%	17	5,46%
CUP - DT	16	6,80%	14	15,38%	21	5,19%	36	2,08%	8	2,57%
COMUNS SUMAR	5	2,12%	2	2,19%	12	2,97%	44	2,54%	4	1,28%
ALHORA	1	0,42%	0	0%	5	1,23%	1	0,05%	0	0%
Cs	0	0%	0	0%	0	0%	13	0,75%	0	0%
FO	0	0%	0	0%	0	0%	11	0,63%	0	0%
PUM+J	1	0,42%	0	0%	0	0%	3	0,17%	1	0,32%
PCTC	1	0,42%	0	0%	0	0%	5	0,28%	1	0,32%
RECORTES CERO	0	0%	0	0%	1	0,24%	0	0%	0	0%
F.N.C.	0	0%	1	1,09%	0	0%	0	0%	0	0%

Resultats Provisionals



99,73%
Escrutat

Catalunya > Municipis de Lleida

	Vilagrassa		Vilaller		Vilamòs		Vilanova de Bellpuig		Vilanova de Meià	
Escrutat		100%		100%		100%		100%		100%
Total votants	246	60,00%	267	65,60%	73	50,00%	528	64,07%	213	65,94%
Abstenció	164	40,00%	140	34,39%	73	50,00%	296	35,92%	110	34,05%
Vots nuls	2	0,81%	3	1,12%	2	2,73%	5	0,94%	5	2,34%
Vots en blanc	8	3,25%	3	1,12%	0	0%	11	2,08%	2	0,93%
CAT-JUNTS+	98	40,16%	71	26,89%	8	11,26%	251	47,99%	72	34,61%
PSC	43	17,62%	91	34,46%	23	32,39%	42	8,03%	34	16,34%
ERC	36	14,75%	35	13,25%	2	2,81%	100	19,12%	46	22,11%
PP	20	8,19%	17	6,43%	14	19,71%	14	2,67%	13	6,25%
ALIANÇA.CAT	14	5,73%	8	3,03%	1	1,40%	70	13,38%	13	6,25%
VOX	9	3,68%	11	4,16%	10	14,08%	6	1,14%	10	4,80%
CUP - DT	11	4,50%	12	4,54%	4	5,63%	21	4,01%	13	6,25%
COMUNS SUMAR	1	0,40%	14	5,30%	6	8,45%	4	0,76%	2	0,96%
ALHORA	0	0%	0	0%	0	0%	1	0,19%	0	0%
Cs	1	0,40%	0	0%	0	0%	1	0,19%	0	0%
FO	0	0%	1	0,37%	1	1,40%	0	0%	0	0%
PUM+J	0	0%	1	0,37%	1	1,40%	1	0,19%	1	0,48%
PCTC	2	0,81%	0	0%	1	1,40%	0	0%	0	0%
RECORTES CERO	0	0%	0	0%	0	0%	1	0,19%	2	0,96%
F.N.C.	1	0,40%	0	0%	0	0%	0	0%	0	0%
	Vilanova de Segrià		Vilanova de l'Aguda		Vilanova de la Barca		Vilosell, el		Vinaixa	
Escrutat		100%		100%		100%		100%		100%
Total votants	442	59,97%	114	65,89%	416	57,69%	122	77,21%	233	62,97%
Abstenció	295	40,02%	59	34,10%	305	42,30%	36	22,78%	137	37,02%
Vots nuls	2	0,45%	3	2,63%	7	1,68%	2	1,63%	3	1,28%
Vots en blanc	5	1,13%	1	0,87%	3	0,72%	0	0%	0	0%
CAT-JUNTS+	139	31,59%	36	32,43%	159	38,87%	53	44,16%	67	29,13%
PSC	62	14,09%	14	12,61%	82	20,04%	13	10,83%	42	18,26%
ERC	109	24,77%	24	21,62%	62	15,15%	26	21,66%	70	30,43%
PP	37	8,40%	7	6,30%	41	10,02%	8	6,66%	13	5,65%
ALIANÇA.CAT	44	10,00%	8	7,20%	27	6,60%	5	4,16%	9	3,91%
VOX	25	5,68%	5	4,50%	19	4,64%	1	0,83%	12	5,21%
CUP - DT	10	2,27%	14	12,61%	7	1,71%	7	5,83%	12	5,21%
COMUNS SUMAR	8	1,81%	1	0,90%	6	1,46%	1	0,83%	4	1,73%
ALHORA	0	0%	0	0%	2	0,48%	2	1,66%	1	0,43%
Cs	0	0%	0	0%	0	0%	0	0%	0	0%
FO	0	0%	0	0%	0	0%	0	0%	0	0%
PUM+J	1	0,22%	0	0%	1	0,24%	0	0%	0	0%
PCTC	0	0%	1	0,90%	0	0%	4	3,33%	0	0%
RECORTES CERO	0	0%	0	0%	0	0%	0	0%	0	0%
F.N.C.	0	0%	0	0%	0	0%	0	0%	0	0%

Resultats Provisionals



99,73%
Escrutat

Catalunya > Municipis de Lleida

	Àger	
Escrutat		100%
Total votants	275	58,38%
Abstenció	196	41,61%
Vots nuls	4	1,45%
Vots en blanc	8	2,90%
CAT-JUNTS+	103	38,00%
PSC	54	19,92%
ERC	52	19,18%
PP	10	3,69%
ALIANÇA.CAT	11	4,05%
VOX	10	3,69%
CUP - DT	16	5,90%
COMUNS SUMAR	5	1,84%
ALHORA	2	0,73%
Cs	0	0%
FO	0	0%
PUM+J	0	0%
PCTC	0	0%
RECORTES CERO	0	0%
F.N.C.	0	0%

Resultats Provisionals



98,82%
Escrutat

Catalunya > Municipis de Tarragona

	Aiguamúrcia		Albinyana		Albiol, l'		Alcanar		Alcover	
Escrutat		100%		100%		100%		100%		100%
Total votants	430	58,82%	1.080	52,32%	215	57,33%	3.285	50,34%	2.116	54,53%
Abstenció	301	41,17%	984	47,67%	160	42,66%	3.240	49,65%	1.764	45,46%
Vots nuls	8	1,86%	22	2,03%	2	0,93%	63	1,91%	33	1,55%
Vots en blanc	4	0,93%	16	1,48%	2	0,93%	41	1,24%	36	1,70%
PSC	83	19,66%	357	33,74%	49	23,00%	708	21,97%	445	21,36%
CAT-JUNTS+	114	27,01%	148	13,98%	36	16,90%	809	25,10%	556	26,69%
ERC	82	19,43%	158	14,93%	43	20,18%	703	21,81%	348	16,70%
PP	24	5,68%	114	10,77%	19	8,92%	298	9,24%	168	8,06%
VOX	24	5,68%	147	13,89%	16	7,51%	201	6,23%	187	8,97%
CUP - DT	38	9,00%	24	2,26%	20	9,38%	203	6,30%	123	5,90%
COMUNS SUMAR	24	5,68%	44	4,15%	10	4,69%	97	3,01%	72	3,45%
ALIANÇA.CAT	15	3,55%	26	2,45%	13	6,10%	100	3,10%	110	5,28%
PACMA	6	1,42%	12	1,13%	1	0,46%	20	0,62%	12	0,57%
Cs	2	0,47%	3	0,28%	0	0%	14	0,43%	4	0,19%
ALHORA	1	0,23%	0	0%	1	0,46%	13	0,40%	9	0,43%
FO	2	0,47%	5	0,47%	0	0%	4	0,12%	4	0,19%
PCTC	2	0,47%	0	0%	2	0,93%	1	0,03%	1	0,04%
CNV	0	0%	3	0,28%	0	0%	0	0%	2	0,09%
RECORTES CERO	0	0%	1	0,09%	0	0%	4	0,12%	3	0,14%
PUM+J	1	0,23%	0	0%	1	0,46%	5	0,15%	0	0%
IZQP - UNIDOS - Def	0	0%	0	0%	0	0%	0	0%	1	0,04%
F.N.C.	0	0%	0	0%	0	0%	1	0,03%	2	0,09%

	Aldea, l'		Aldover		Aleixar, l'		Alfara de Carles		Alforja	
Escrutat		100%		100%		100%		100%		100%
Total votants	1.543	53,20%	365	54,15%	458	65,80%	136	46,57%	912	58,99%
Abstenció	1.357	46,79%	309	45,84%	238	34,19%	156	53,42%	634	41,00%
Vots nuls	47	3,04%	7	1,91%	4	0,87%	1	0,73%	10	1,09%
Vots en blanc	25	1,62%	11	3,01%	5	1,09%	4	2,94%	8	0,87%
PSC	338	22,59%	76	21,22%	52	11,45%	28	20,74%	183	20,28%
CAT-JUNTS+	422	28,20%	69	19,27%	145	31,93%	28	20,74%	254	28,15%
ERC	310	20,72%	124	34,63%	84	18,50%	17	12,59%	173	19,17%
PP	123	8,22%	15	4,18%	27	5,94%	25	18,51%	49	5,43%
VOX	130	8,68%	21	5,86%	28	6,16%	19	14,07%	63	6,98%
CUP - DT	21	1,40%	10	2,79%	48	10,57%	3	2,22%	77	8,53%
COMUNS SUMAR	36	2,40%	12	3,35%	18	3,96%	5	3,70%	31	3,43%
ALIANÇA.CAT	72	4,81%	10	2,79%	40	8,81%	5	3,70%	36	3,99%
PACMA	5	0,33%	2	0,55%	3	0,66%	1	0,74%	10	1,10%
Cs	0	0%	3	0,83%	0	0%	0	0%	3	0,33%
ALHORA	1	0,06%	1	0,27%	3	0,66%	0	0%	7	0,77%
FO	2	0,13%	0	0%	0	0%	0	0%	5	0,55%
PCTC	1	0,06%	0	0%	0	0%	0	0%	1	0,11%
CNV	5	0,33%	3	0,83%	0	0%	0	0%	1	0,11%
RECORTES CERO	1	0,06%	0	0%	1	0,22%	0	0%	0	0%
PUM+J	3	0,20%	0	0%	0	0%	0	0%	0	0%
IZQP - UNIDOS - DEF	0	0%	1	0,27%	0	0%	0	0%	0	0%
F.N.C.	1	0,06%	0	0%	0	0%	0	0%	1	0,11%

Resultats Provisionals



98,82%
Escrutat

Catalunya > Municipis de Tarragona

	Alió		Almóster		Altafulla		Ametlla de Mar, l'		Ampolla, l'	
Escrutat		100%		100%		100%		100%		100%
Total votants	224	61,36%	728	67,91%	2.695	65,53%	2.569	54,58%	1.419	59,17%
Abstenció	141	38,63%	344	32,08%	1.417	34,46%	2.137	45,41%	979	40,82%
Vots nuls	1	0,44%	13	1,78%	26	0,96%	35	1,36%	17	1,19%
Vots en blanc	10	4,46%	6	0,82%	28	1,03%	29	1,12%	16	1,12%
PSC	36	16,14%	79	11,04%	690	25,85%	459	18,11%	300	21,39%
CAT-JUNTS+	77	34,52%	288	40,27%	635	23,79%	731	28,84%	483	34,45%
ERC	45	20,17%	115	16,08%	399	14,94%	527	20,79%	264	18,83%
PP	10	4,48%	48	6,71%	318	11,91%	213	8,40%	101	7,20%
VOX	10	4,48%	51	7,13%	145	5,43%	141	5,56%	74	5,27%
CUP - DT	8	3,58%	53	7,41%	119	4,45%	75	2,95%	37	2,63%
COMUNS SUMAR	12	5,38%	11	1,53%	191	7,15%	107	4,22%	53	3,78%
ALIANÇA.CAT	10	4,48%	51	7,13%	81	3,03%	199	7,85%	49	3,49%
PACMA	4	1,79%	4	0,55%	26	0,97%	25	0,98%	7	0,49%
Cs	0	0%	0	0%	9	0,33%	10	0,39%	7	0,49%
ALHORA	0	0%	8	1,11%	11	0,41%	5	0,19%	2	0,14%
FO	0	0%	1	0,13%	7	0,26%	7	0,27%	3	0,21%
PCTC	0	0%	0	0%	1	0,03%	0	0%	1	0,07%
CNV	0	0%	0	0%	2	0,07%	2	0,07%	4	0,28%
RECORTES CERO	0	0%	0	0%	4	0,14%	0	0%	0	0%
PUM+J	0	0%	0	0%	1	0,03%	1	0,03%	0	0%
IZQP - UNIDOS - DEF	0	0%	0	0%	2	0,07%	1	0,03%	1	0,07%
F.N.C.	1	0,44%	0	0%	0	0%	2	0,07%	0	0%

	Ampostà		Arbolí		Arboç, l'		Argentera, l'		Arnes	
Escrutat		100%		100%		100%		100%		100%
Total votants	7.611	52,26%	79	73,83%	2.046	58,20%	90	74,38%	281	74,14%
Abstenció	6.950	47,73%	28	26,16%	1.469	41,79%	31	25,61%	98	25,85%
Vots nuls	140	1,83%	1	1,26%	30	1,46%	1	1,11%	1	0,35%
Vots en blanc	130	1,70%	3	3,79%	19	0,92%	0	0%	3	1,06%
PSC	1.710	22,88%	5	6,41%	695	34,47%	13	14,60%	49	17,50%
CAT-JUNTS+	1.722	23,04%	24	30,76%	364	18,05%	41	46,06%	119	42,50%
ERC	1.853	24,80%	15	19,23%	287	14,23%	20	22,47%	64	22,85%
PP	572	7,65%	0	0%	181	8,97%	2	2,24%	10	3,57%
VOX	495	6,62%	0	0%	205	10,16%	0	0%	8	2,85%
CUP - DT	269	3,60%	18	23,07%	88	4,36%	11	12,35%	10	3,57%
COMUNS SUMAR	220	2,94%	4	5,12%	74	3,67%	2	2,24%	8	2,85%
ALIANÇA.CAT	328	4,39%	5	6,41%	51	2,52%	0	0%	4	1,42%
PACMA	34	0,45%	1	1,28%	22	1,09%	0	0%	2	0,71%
Cs	15	0,20%	0	0%	10	0,49%	0	0%	0	0%
ALHORA	31	0,41%	3	3,84%	2	0,09%	0	0%	2	0,71%
FO	13	0,17%	0	0%	14	0,69%	0	0%	0	0%
PCTC	7	0,09%	0	0%	1	0,04%	0	0%	0	0%
CNV	50	0,66%	0	0%	0	0%	0	0%	0	0%
RECORTES CERO	2	0,02%	0	0%	1	0,04%	0	0%	1	0,35%
PUM+J	7	0,09%	0	0%	0	0%	0	0%	0	0%
IZQP - UNIDOS - DEF	8	0,10%	0	0%	1	0,04%	0	0%	0	0%
F.N.C.	5	0,06%	0	0%	1	0,04%	0	0%	0	0%

Resultats Provisionals



98,82%
Escrutat

Catalunya > Municipis de Tarragona

	Ascó		Banyeres del Penedès		Barberà de la Conca		Batea		Bellmunt del Priorat	
Escrutat		100%		100%		100%		100%		100%
Total votants	747	61,02%	1.421	56,99%	211	59,43%	905	65,01%	150	68,18%
Abstenció	477	38,97%	1.072	43,00%	144	40,56%	487	34,98%	70	31,81%
Vots nuls	30	4,01%	15	1,05%	3	1,42%	10	1,10%	1	0,66%
Vots en blanc	7	0,93%	16	1,12%	1	0,47%	10	1,10%	0	0%
PSC	152	21,19%	439	31,22%	28	13,46%	374	41,78%	37	24,83%
CAT-JUNTS+	193	26,91%	265	18,84%	74	35,57%	184	20,55%	37	24,83%
ERC	163	22,73%	201	14,29%	33	15,86%	123	13,74%	45	30,20%
PP	65	9,06%	127	9,03%	12	5,76%	105	11,73%	0	0%
VOX	38	5,29%	164	11,66%	15	7,21%	50	5,58%	3	2,01%
CUP - DT	26	3,62%	48	3,41%	25	12,01%	25	2,79%	15	10,06%
COMUNS SUMAR	23	3,20%	70	4,97%	12	5,76%	11	1,22%	3	2,01%
ALIANÇA.CAT	36	5,02%	39	2,77%	6	2,88%	8	0,89%	5	3,35%
PACMA	2	0,27%	16	1,13%	2	0,96%	0	0%	0	0%
Cs	1	0,13%	7	0,49%	0	0%	0	0%	0	0%
ALHORA	3	0,41%	2	0,14%	0	0%	4	0,44%	1	0,67%
FO	0	0%	7	0,49%	0	0%	0	0%	2	1,34%
PCTC	2	0,27%	2	0,14%	0	0%	0	0%	1	0,67%
CNV	1	0,13%	0	0%	0	0%	0	0%	0	0%
RECORTES CERO	0	0%	2	0,14%	0	0%	0	0%	0	0%
PUM+J	2	0,27%	1	0,07%	0	0%	0	0%	0	0%
IZQP - UNIDOS - Def	0	0%	0	0%	0	0%	0	0%	0	0%
F.N.C.	3	0,41%	0	0%	0	0%	1	0,11%	0	0%

	Bellvei		Benifallet		Benissanet		Bisbal de Falset, la		Bisbal del Penedès, la	
Escrutat		100%		100%		100%		100%		100%
Total votants	901	53,25%	373	66,37%	482	63,84%	125	75,30%	1.558	48,73%
Abstenció	791	46,74%	189	33,62%	273	36,15%	41	24,69%	1.639	51,26%
Vots nuls	16	1,77%	2	0,53%	5	1,03%	0	0%	13	0,83%
Vots en blanc	12	1,33%	2	0,53%	1	0,20%	0	0%	15	0,96%
PSC	214	24,18%	138	37,19%	56	11,74%	9	7,19%	396	25,63%
CAT-JUNTS+	160	18,07%	84	22,64%	167	35,01%	74	59,19%	350	22,65%
ERC	132	14,91%	78	21,02%	163	34,17%	25	20,00%	248	16,05%
PP	127	14,35%	22	5,92%	16	3,35%	2	1,60%	120	7,76%
VOX	130	14,68%	14	3,77%	13	2,72%	3	2,39%	183	11,84%
CUP - DT	23	2,59%	9	2,42%	17	3,56%	3	2,39%	69	4,46%
COMUNS SUMAR	40	4,51%	8	2,15%	7	1,46%	1	0,80%	70	4,53%
ALIANÇA.CAT	20	2,25%	11	2,96%	28	5,87%	8	6,40%	50	3,23%
PACMA	14	1,58%	3	0,80%	3	0,62%	0	0%	17	1,10%
Cs	3	0,33%	2	0,53%	0	0%	0	0%	7	0,45%
ALHORA	2	0,22%	0	0%	2	0,41%	0	0%	5	0,32%
FO	3	0,33%	0	0%	0	0%	0	0%	8	0,51%
PCTC	2	0,22%	0	0%	0	0%	0	0%	0	0%
CNV	1	0,11%	0	0%	0	0%	0	0%	0	0%
RECORTES CERO	1	0,11%	0	0%	0	0%	0	0%	3	0,19%
PUM+J	1	0,11%	0	0%	3	0,62%	0	0%	3	0,19%
IZQP - UNIDOS - Def	0	0%	0	0%	1	0,20%	0	0%	1	0,06%
F.N.C.	0	0%	0	0%	0	0%	0	0%	0	0%

Resultats Provisionals



98,82%
Escrutat

Catalunya > Municipis de Tarragona

	Blancafort		Bonastre		Borges del Camp, les		Bot		Botarell	
Escrutat		100%		100%		100%		100%		100%
Total votants	220	69,62%	321	59,55%	988	62,37%	296	66,21%	529	61,72%
Abstenció	96	30,37%	218	40,44%	596	37,62%	151	33,78%	328	38,27%
Vots nuls	3	1,36%	8	2,49%	19	1,92%	6	2,02%	2	0,37%
Vots en blanc	1	0,45%	5	1,55%	12	1,21%	1	0,33%	16	3,02%
PSC	22	10,13%	68	21,72%	134	13,82%	87	30,00%	76	14,42%
CAT-JUNTS+	48	22,11%	72	23,00%	367	37,87%	80	27,58%	153	29,03%
ERC	102	47,00%	66	21,08%	174	17,95%	62	21,37%	122	23,14%
PP	4	1,84%	24	7,66%	59	6,08%	20	6,89%	35	6,64%
VOX	1	0,46%	29	9,26%	58	5,98%	19	6,55%	38	7,21%
CUP - DT	11	5,06%	13	4,15%	61	6,29%	9	3,10%	33	6,26%
COMUNS SUMAR	12	5,52%	19	6,07%	25	2,57%	7	2,41%	23	4,36%
ALIANÇA.CAT	8	3,68%	9	2,87%	60	6,19%	3	1,03%	17	3,22%
PACMA	5	2,30%	5	1,59%	4	0,41%	1	0,34%	4	0,75%
Cs	1	0,46%	0	0%	3	0,30%	0	0%	0	0%
ALHORA	0	0%	2	0,63%	5	0,51%	0	0%	3	0,56%
FO	1	0,46%	1	0,31%	2	0,20%	0	0%	4	0,75%
PCTC	0	0%	0	0%	0	0%	0	0%	1	0,18%
CNV	0	0%	0	0%	1	0,10%	0	0%	1	0,18%
RECORTES CERO	0	0%	0	0%	0	0%	0	0%	0	0%
PUM+J	0	0%	0	0%	1	0,10%	0	0%	1	0,18%
IZQP - UNIDOS - DEF	0	0%	0	0%	2	0,20%	0	0%	0	0%
F.N.C.	1	0,46%	0	0%	1	0,10%	1	0,34%	0	0%

	Bràfim		Cabacés		Cabra del Camp		Calafell		Camarles	
Escrutat		100%		100%		100%		87,11%		100%
Total votants	328	67,62%	159	63,85%	432	44,58%	9.011	49,79%	1.141	47,18%
Abstenció	157	32,37%	90	36,14%	537	55,41%	9.085	50,20%	1.277	52,81%
Vots nuls	5	1,52%	2	1,25%	4	0,92%	99	1,09%	17	1,48%
Vots en blanc	5	1,52%	6	3,77%	3	0,69%	79	0,87%	17	1,48%
PSC	56	17,33%	26	16,56%	81	18,92%	2.730	30,63%	270	24,02%
CAT-JUNTS+	102	31,57%	42	26,75%	134	31,30%	1.532	17,19%	294	26,15%
ERC	85	26,31%	48	30,57%	48	11,21%	1.151	12,91%	280	24,91%
PP	9	2,78%	7	4,45%	45	10,51%	1.239	13,90%	77	6,85%
VOX	20	6,19%	4	2,54%	48	11,21%	1.082	12,14%	66	5,87%
CUP - DT	19	5,88%	7	4,45%	26	6,07%	221	2,47%	35	3,11%
COMUNS SUMAR	5	1,54%	9	5,73%	12	2,80%	382	4,28%	27	2,40%
ALIANÇA.CAT	14	4,33%	4	2,54%	20	4,67%	227	2,54%	49	4,35%
PACMA	3	0,92%	1	0,63%	7	1,63%	133	1,49%	4	0,35%
Cs	3	0,92%	1	0,63%	1	0,23%	50	0,56%	1	0,08%
ALHORA	0	0%	1	0,63%	0	0%	16	0,17%	2	0,17%
FO	0	0%	0	0%	3	0,70%	26	0,29%	0	0%
PCTC	2	0,61%	0	0%	0	0%	14	0,15%	1	0,08%
CNV	0	0%	0	0%	0	0%	3	0,03%	0	0%
RECORTES CERO	0	0%	0	0%	0	0%	9	0,10%	1	0,08%
PUM+J	0	0%	1	0,63%	0	0%	9	0,10%	0	0%
IZQP - UNIDOS - DEF	0	0%	0	0%	0	0%	6	0,06%	0	0%
F.N.C.	0	0%	0	0%	0	0%	3	0,03%	0	0%

Resultats Provisionals



98,82%
Escrutat

Catalunya > Municipis de Tarragona

	Cambrils		Canonja, la		Capafonts		Capçanes		Caseres	
Escrutat		100%		100%		100%		100%		100%
Total votants	12.917	54,28%	2.374	53,36%	73	73,00%	259	77,08%	131	63,90%
Abstenció	10.878	45,71%	2.075	46,63%	27	27,00%	77	22,91%	74	36,09%
Vots nuls	96	0,74%	19	0,80%	3	4,10%	1	0,38%	1	0,76%
Vots en blanc	175	1,35%	36	1,51%	0	0%	4	1,54%	4	3,05%
PSC	3.160	24,64%	905	38,42%	8	11,42%	24	9,30%	24	18,46%
CAT-JUNTS+	2.390	18,64%	218	9,25%	29	41,42%	87	33,72%	25	19,23%
ERC	1.620	12,63%	213	9,04%	16	22,85%	60	23,25%	38	29,23%
PP	2.168	16,90%	318	13,50%	1	1,42%	10	3,87%	16	12,30%
VOX	1.567	12,22%	363	15,41%	0	0%	9	3,48%	13	10,00%
CUP - DT	314	2,44%	54	2,29%	15	21,42%	35	13,56%	5	3,84%
COMUNS SUMAR	555	4,32%	121	5,13%	0	0%	9	3,48%	2	1,53%
ALIANÇA.CAT	490	3,82%	42	1,78%	0	0%	12	4,65%	1	0,76%
PACMA	141	1,09%	41	1,74%	0	0%	2	0,77%	0	0%
Cs	113	0,88%	19	0,80%	0	0%	0	0%	0	0%
ALHORA	40	0,31%	5	0,21%	0	0%	0	0%	0	0%
FO	43	0,33%	14	0,59%	0	0%	2	0,77%	0	0%
PCTC	13	0,10%	1	0,04%	0	0%	0	0%	0	0%
CNV	4	0,03%	0	0%	1	1,42%	0	0%	0	0%
RECORTES CERO	5	0,03%	1	0,04%	0	0%	0	0%	2	1,53%
PUM+J	11	0,08%	3	0,12%	0	0%	2	0,77%	0	0%
IZQP - UNIDOS - Def	7	0,05%	0	0%	0	0%	1	0,38%	0	0%
F.N.C.	5	0,03%	1	0,04%	0	0%	1	0,38%	0	0%

	Castellvell del Camp		Catllar, el		Colledejou		Conesa		Constantí	
Escrutat		100%		100%		100%		100%		100%
Total votants	1.573	67,33%	2.251	59,20%	93	68,38%	60	68,96%	2.083	47,68%
Abstenció	763	32,66%	1.551	40,79%	43	31,61%	27	31,03%	2.285	52,31%
Vots nuls	13	0,82%	21	0,93%	2	2,15%	1	1,66%	41	1,96%
Vots en blanc	17	1,08%	27	1,19%	0	0%	0	0%	37	1,77%
PSC	238	15,25%	503	22,55%	6	6,59%	9	15,25%	671	32,85%
CAT-JUNTS+	491	31,47%	492	22,06%	48	52,74%	9	15,25%	230	11,26%
ERC	232	14,87%	305	13,67%	19	20,87%	21	35,59%	305	14,93%
PP	172	11,02%	310	13,90%	1	1,09%	1	1,69%	241	11,80%
VOX	159	10,19%	253	11,34%	4	4,39%	1	1,69%	371	18,16%
CUP - DT	84	5,38%	111	4,97%	5	5,49%	5	8,47%	32	1,56%
COMUNS SUMAR	39	2,50%	108	4,84%	1	1,09%	5	8,47%	62	3,03%
ALIANÇA.CAT	98	6,28%	52	2,33%	7	7,69%	7	11,86%	38	1,86%
PACMA	10	0,64%	37	1,65%	0	0%	0	0%	29	1,42%
Cs	4	0,25%	10	0,44%	0	0%	0	0%	15	0,73%
ALHORA	5	0,32%	8	0,35%	0	0%	0	0%	6	0,29%
FO	4	0,25%	10	0,44%	0	0%	0	0%	2	0,09%
PCTC	6	0,38%	2	0,08%	0	0%	1	1,69%	1	0,04%
CNV	0	0%	1	0,04%	0	0%	0	0%	0	0%
RECORTES CERO	0	0%	1	0,04%	0	0%	0	0%	0	0%
PUM+J	0	0%	0	0%	0	0%	0	0%	2	0,09%
IZQP - UNIDOS - DEF	1	0,06%	0	0%	0	0%	0	0%	0	0%
F.N.C.	0	0%	0	0%	0	0%	0	0%	0	0%

Resultats Provisionals



98,82%
Escrutat

Catalunya > Municipis de Tarragona

	Corbera d'Ebre		Cornudella de Montsant		Creixell		Cunit		Deltebre	
Escrutat		100%		100%		100%		100%		100%
Total votants	430	57,87%	501	64,56%	1.474	49,94%	5.341	49,95%	4.132	46,37%
Abstenció	313	42,12%	275	35,43%	1.477	50,05%	5.351	50,04%	4.778	53,62%
Vots nuls	7	1,62%	2	0,39%	12	0,81%	73	1,36%	89	2,15%
Vots en blanc	13	3,02%	7	1,39%	5	0,33%	65	1,21%	66	1,59%
PSC	101	23,87%	59	11,82%	478	32,69%	1.870	35,49%	953	23,57%
CAT-JUNTS+	85	20,09%	171	34,26%	242	16,55%	533	10,11%	904	22,35%
ERC	111	26,24%	128	25,65%	193	13,20%	643	12,20%	1.248	30,86%
PP	58	13,71%	11	2,20%	192	13,13%	793	15,05%	225	5,56%
VOX	12	2,83%	11	2,20%	198	13,54%	720	13,66%	252	6,23%
CUP - DT	16	3,78%	57	11,42%	29	1,98%	87	1,65%	112	2,77%
COMUNS SUMAR	12	2,83%	16	3,20%	47	3,21%	257	4,87%	96	2,37%
ALIANÇA.CAT	10	2,36%	31	6,21%	29	1,98%	98	1,86%	136	3,36%
PACMA	2	0,47%	3	0,60%	23	1,57%	96	1,82%	12	0,29%
Cs	0	0%	0	0%	11	0,75%	54	1,02%	5	0,12%
ALHORA	1	0,23%	5	1,00%	2	0,13%	5	0,09%	12	0,29%
FO	0	0%	0	0%	5	0,34%	19	0,36%	8	0,19%
PCTC	0	0%	0	0%	3	0,20%	6	0,11%	4	0,09%
CNV	2	0,47%	0	0%	3	0,20%	1	0,01%	4	0,09%
RECORTES CERO	0	0%	0	0%	1	0,06%	3	0,05%	2	0,04%
PUM+J	0	0%	0	0%	0	0%	10	0,18%	0	0%
IZQP - UNIDOS - DEF	0	0%	0	0%	1	0,06%	8	0,15%	2	0,04%
F.N.C.	0	0%	0	0%	0	0%	0	0%	2	0,04%
	Duesaigües		Espluga de Francolí, l'		Falset		Fatarella, la		Febró, la	
Escrutat		100%		100%		100%		100%		100%
Total votants	119	66,11%	1.676	58,99%	1.362	68,89%	473	64,61%	26	76,47%
Abstenció	61	33,88%	1.165	41,00%	615	31,10%	259	35,38%	8	23,52%
Vots nuls	1	0,84%	22	1,31%	19	1,39%	13	2,74%	0	0%
Vots en blanc	2	1,68%	28	1,67%	16	1,17%	9	1,90%	2	7,69%
PSC	11	9,32%	228	13,78%	224	16,67%	66	14,34%	5	19,23%
CAT-JUNTS+	38	32,20%	629	38,02%	424	31,57%	125	27,17%	12	46,15%
ERC	28	23,72%	408	24,66%	402	29,93%	146	31,73%	2	7,69%
PP	5	4,23%	71	4,29%	35	2,60%	30	6,52%	2	7,69%
VOX	2	1,69%	67	4,05%	43	3,20%	16	3,47%	0	0%
CUP - DT	14	11,86%	105	6,34%	94	6,99%	39	8,47%	3	11,53%
COMUNS SUMAR	6	5,08%	21	1,26%	28	2,08%	11	2,39%	0	0%
ALIANÇA.CAT	6	5,08%	61	3,68%	63	4,69%	12	2,60%	0	0%
PACMA	0	0%	11	0,66%	7	0,52%	0	0%	0	0%
Cs	1	0,84%	2	0,12%	1	0,07%	2	0,43%	0	0%
ALHORA	0	0%	10	0,60%	4	0,29%	2	0,43%	0	0%
FO	2	1,69%	3	0,18%	2	0,14%	2	0,43%	0	0%
PCTC	0	0%	2	0,12%	0	0%	0	0%	0	0%
CNV	0	0%	0	0%	0	0%	0	0%	0	0%
RECORTES CERO	0	0%	2	0,12%	0	0%	0	0%	0	0%
PUM+J	0	0%	2	0,12%	0	0%	0	0%	0	0%
IZQP - UNIDOS - DEF	3	2,54%	1	0,06%	0	0%	0	0%	0	0%
F.N.C.	0	0%	3	0,18%	0	0%	0	0%	0	0%

Resultats Provisionals



98,82%
Escrutat

Catalunya > Municipis de Tarragona

	Figuera, la		Figuerola del Camp		Flix		Forès		Freginals	
Escrutat		100%		100%		100%		100%		100%
Total votants	67	66,33%	192	67,60%	1.657	65,46%	20	55,55%	170	60,28%
Abstenció	34	33,66%	92	32,39%	874	34,53%	16	44,44%	112	39,71%
Vots nuls	0	0%	3	1,56%	27	1,62%	0	0%	1	0,58%
Vots en blanc	0	0%	2	1,04%	28	1,68%	3	15,00%	3	1,76%
PSC	7	10,44%	17	8,99%	282	17,30%	0	0%	45	26,62%
CAT-JUNTS+	20	29,85%	87	46,03%	453	27,79%	9	45,00%	36	21,30%
ERC	24	35,82%	44	23,28%	510	31,28%	1	5,00%	29	17,15%
PP	2	2,98%	1	0,52%	85	5,21%	2	10,00%	25	14,79%
VOX	0	0%	5	2,64%	45	2,76%	0	0%	9	5,32%
CUP - DT	7	10,44%	8	4,23%	115	7,05%	0	0%	4	2,36%
COMUNS SUMAR	5	7,46%	2	1,05%	38	2,33%	3	15,00%	6	3,55%
ALIANÇA.CAT	2	2,98%	14	7,40%	47	2,88%	2	10,00%	9	5,32%
PACMA	0	0%	3	1,58%	15	0,92%	0	0%	2	1,18%
Cs	0	0%	4	2,11%	3	0,18%	0	0%	0	0%
ALHORA	0	0%	0	0%	6	0,36%	0	0%	0	0%
FO	0	0%	0	0%	0	0%	0	0%	0	0%
PCTC	0	0%	0	0%	2	0,12%	0	0%	0	0%
CNV	0	0%	0	0%	0	0%	0	0%	0	0%
RECORTES CERO	0	0%	0	0%	1	0,06%	0	0%	0	0%
PUM+J	0	0%	0	0%	0	0%	0	0%	1	0,59%
IZQP - UNIDOS - DEF	0	0%	1	0,52%	0	0%	0	0%	0	0%
F.N.C.	0	0%	1	0,52%	0	0%	0	0%	0	0%

	Galera, la		Gandesa		Garcia		Garidells, els		Ginestar	
Escrutat		100%		100%		100%		100%		100%
Total votants	297	58,00%	1.297	64,59%	242	64,19%	108	63,52%	382	72,48%
Abstenció	215	41,99%	711	35,40%	135	35,80%	62	36,47%	145	27,51%
Vots nuls	6	2,02%	32	2,46%	7	2,89%	1	0,92%	6	1,57%
Vots en blanc	3	1,01%	10	0,77%	7	2,89%	1	0,92%	3	0,78%
PSC	66	22,68%	223	17,62%	29	12,34%	13	12,14%	86	22,87%
CAT-JUNTS+	79	27,14%	358	28,30%	94	40,00%	21	19,62%	125	33,24%
ERC	53	18,21%	345	27,27%	55	23,40%	51	47,66%	101	26,86%
PP	22	7,56%	137	10,83%	4	1,70%	4	3,73%	4	1,06%
VOX	37	12,71%	64	5,05%	15	6,38%	3	2,80%	8	2,12%
CUP - DT	17	5,84%	46	3,63%	15	6,38%	5	4,67%	20	5,31%
COMUNS SUMAR	9	3,09%	29	2,29%	7	2,97%	3	2,80%	2	0,53%
ALIANÇA.CAT	2	0,68%	36	2,84%	7	2,97%	6	5,60%	16	4,25%
PACMA	2	0,68%	9	0,71%	0	0%	0	0%	5	1,32%
Cs	0	0%	3	0,23%	0	0%	0	0%	1	0,26%
ALHORA	0	0%	1	0,07%	1	0,42%	0	0%	4	1,06%
FO	1	0,34%	1	0,07%	0	0%	0	0%	0	0%
PCTC	0	0%	0	0%	0	0%	0	0%	0	0%
CNV	0	0%	1	0,07%	0	0%	0	0%	0	0%
RECORTES CERO	0	0%	1	0,07%	0	0%	0	0%	0	0%
PUM+J	0	0%	1	0,07%	0	0%	0	0%	0	0%
IZQP - UNIDOS - DEF	0	0%	0	0%	0	0%	0	0%	0	0%
F.N.C.	0	0%	0	0%	1	0,42%	0	0%	1	0,26%

Resultats Provisionals



98,82%
Escrutat

Catalunya > Municipis de Tarragona

	Godall		Gratallops		Guiamets, els		Horta de Sant Joan		Lloar, el	
Escrutat		100%		100%		100%		100%		100%
Total votants	260	54,39%	125	66,48%	171	75,33%	530	60,15%	69	79,31%
Abstenció	218	45,60%	63	33,51%	56	24,66%	351	39,84%	18	20,68%
Vots nuls	11	4,23%	2	1,60%	4	2,33%	8	1,50%	3	4,34%
Vots en blanc	7	2,69%	3	2,39%	3	1,75%	6	1,13%	3	4,34%
PSC	74	29,71%	28	22,76%	24	14,37%	109	20,88%	3	4,54%
CAT-JUNTS+	28	11,24%	37	30,08%	34	20,35%	175	33,52%	18	27,27%
ERC	51	20,48%	25	20,32%	48	28,74%	102	19,54%	18	27,27%
PP	32	12,85%	5	4,06%	6	3,59%	58	11,11%	7	10,60%
VOX	37	14,85%	5	4,06%	5	2,99%	9	1,72%	1	1,51%
CUP - DT	8	3,21%	9	7,31%	34	20,35%	37	7,08%	3	4,54%
COMUNS SUMAR	6	2,40%	7	5,69%	6	3,59%	10	1,91%	0	0%
ALIANÇA.CAT	4	1,60%	3	2,43%	2	1,19%	14	2,68%	9	13,63%
PACMA	1	0,40%	0	0%	0	0%	0	0%	2	3,03%
Cs	0	0%	0	0%	0	0%	0	0%	0	0%
ALHORA	0	0%	0	0%	0	0%	0	0%	1	1,51%
FO	0	0%	0	0%	0	0%	0	0%	0	0%
PCTC	1	0,40%	0	0%	1	0,59%	0	0%	0	0%
CNV	0	0%	0	0%	3	1,79%	1	0,19%	0	0%
RECORTES CERO	0	0%	0	0%	0	0%	1	0,19%	0	0%
PUM+J	0	0%	1	0,81%	0	0%	0	0%	1	1,51%
IZQP - UNIDOS - DEF	0	0%	0	0%	0	0%	0	0%	0	0%
F.N.C.	0	0%	0	0%	1	0,59%	0	0%	0	0%

	Llorac		Llorenç del Penedès		Margalef		Marçà		Mas de Barberans	
Escrutat		100%		100%		100%		100%		100%
Total votants	59	73,75%	1.180	62,00%	56	62,22%	314	70,88%	271	65,30%
Abstenció	21	26,25%	723	37,99%	34	37,77%	129	29,11%	144	34,69%
Vots nuls	2	3,38%	19	1,61%	0	0%	1	0,31%	2	0,73%
Vots en blanc	2	3,38%	9	0,76%	2	3,57%	2	0,63%	4	1,47%
PSC	5	8,77%	213	18,34%	17	30,35%	34	10,86%	115	42,75%
CAT-JUNTS+	27	47,36%	314	27,04%	17	30,35%	100	31,94%	22	8,17%
ERC	7	12,28%	280	24,11%	11	19,64%	71	22,68%	62	23,04%
PP	1	1,75%	67	5,77%	0	0%	17	5,43%	26	9,66%
VOX	3	5,26%	71	6,11%	4	7,14%	18	5,75%	20	7,43%
CUP - DT	1	1,75%	103	8,87%	0	0%	43	13,73%	4	1,48%
COMUNS SUMAR	5	8,77%	33	2,84%	1	1,78%	6	1,91%	3	1,11%
ALIANÇA.CAT	2	3,50%	44	3,78%	1	1,78%	18	5,75%	8	2,97%
PACMA	3	5,26%	11	0,94%	1	1,78%	1	0,31%	0	0%
Cs	0	0%	5	0,43%	0	0%	0	0%	1	0,37%
ALHORA	0	0%	2	0,17%	2	3,57%	0	0%	0	0%
FO	1	1,75%	4	0,34%	0	0%	0	0%	0	0%
PCTC	0	0%	1	0,08%	0	0%	2	0,63%	0	0%
CNV	0	0%	0	0%	0	0%	0	0%	4	1,48%
RECORTES CERO	0	0%	0	0%	0	0%	0	0%	0	0%
PUM+J	0	0%	0	0%	0	0%	1	0,31%	0	0%
IZQP - UNIDOS - DEF	0	0%	2	0,17%	0	0%	0	0%	0	0%
F.N.C.	0	0%	2	0,17%	0	0%	0	0%	0	0%

Resultats Provisionals



98,82%
Escrutat

Catalunya > Municipis de Tarragona

	Masdenverge		Masllorenç		Maspujols		Masroig, el		Masó, la	
Escrutat		100%		100%		100%		100%		100%
Total votants	519	60,77%	260	62,80%	451	67,61%	236	69,82%	166	72,80%
Abstenció	335	39,22%	154	37,19%	216	32,38%	102	30,17%	62	27,19%
Vots nuls	8	1,54%	4	1,53%	5	1,10%	6	2,54%	1	0,60%
Vots en blanc	20	3,85%	6	2,30%	10	2,21%	3	1,27%	2	1,20%
PSC	87	17,02%	54	21,09%	70	15,69%	27	11,73%	28	16,96%
CAT-JUNTS+	162	31,70%	87	33,98%	164	36,77%	82	35,65%	53	32,12%
ERC	86	16,82%	50	19,53%	70	15,69%	49	21,30%	21	12,72%
PP	51	9,98%	6	2,34%	14	3,13%	17	7,39%	19	11,51%
VOX	46	9,00%	19	7,42%	34	7,62%	13	5,65%	5	3,03%
CUP - DT	22	4,30%	10	3,90%	31	6,95%	22	9,56%	12	7,27%
COMUNS SUMAR	11	2,15%	16	6,25%	11	2,46%	6	2,60%	2	1,21%
ALIANÇA.CAT	8	1,56%	6	2,34%	35	7,84%	10	4,34%	8	4,84%
PACMA	1	0,19%	1	0,39%	4	0,89%	1	0,43%	0	0%
Cs	5	0,97%	1	0,39%	1	0,22%	0	0%	1	0,60%
ALHORA	3	0,58%	0	0%	1	0,22%	0	0%	1	0,60%
FO	1	0,19%	0	0%	0	0%	0	0%	0	0%
PCTC	0	0%	0	0%	0	0%	0	0%	0	0%
CNV	6	1,17%	0	0%	0	0%	0	0%	0	0%
RECORTES CERO	0	0%	0	0%	0	0%	0	0%	0	0%
PUM+J	1	0,19%	0	0%	0	0%	0	0%	0	0%
IZQP - UNIDOS - Def	0	0%	0	0%	0	0%	0	0%	0	0%
F.N.C.	1	0,19%	0	0%	1	0,22%	0	0%	13	7,87%

	Milà, el		Miravet		Molar, el		Mont-ral		Mont-roig del Camp	
Escrutat		100%		100%		100%		100%		100%
Total votants	109	71,71%	362	70,70%	170	72,34%	81	59,55%	4.273	50,81%
Abstenció	43	28,28%	150	29,29%	65	27,65%	55	40,44%	4.136	49,18%
Vots nuls	0	0%	7	1,93%	5	2,94%	1	1,23%	42	0,98%
Vots en blanc	0	0%	9	2,48%	2	1,17%	2	2,46%	47	1,09%
PSC	19	17,43%	66	18,59%	21	12,72%	13	16,25%	1.129	26,68%
CAT-JUNTS+	29	26,60%	91	25,63%	56	33,93%	8	10,00%	782	18,48%
ERC	15	13,76%	131	36,90%	53	32,12%	25	31,25%	562	13,28%
PP	16	14,67%	7	1,97%	3	1,81%	4	5,00%	634	14,98%
VOX	15	13,76%	15	4,22%	8	4,84%	1	1,25%	553	13,07%
CUP - DT	3	2,75%	12	3,38%	10	6,06%	9	11,25%	101	2,38%
COMUNS SUMAR	3	2,75%	14	3,94%	1	0,60%	13	16,25%	130	3,07%
ALIANÇA.CAT	5	4,58%	7	1,97%	10	6,06%	3	3,75%	146	3,45%
PACMA	2	1,83%	1	0,28%	0	0%	1	1,25%	67	1,58%
Cs	0	0%	0	0%	0	0%	0	0%	35	0,82%
ALHORA	0	0%	0	0%	1	0,60%	1	1,25%	14	0,33%
FO	0	0%	0	0%	0	0%	0	0%	18	0,42%
PCTC	0	0%	0	0%	0	0%	0	0%	5	0,11%
CNV	0	0%	1	0,28%	0	0%	0	0%	0	0%
RECORTES CERO	0	0%	0	0%	0	0%	0	0%	1	0,02%
PUM+J	0	0%	1	0,28%	0	0%	0	0%	5	0,11%
IZQP - UNIDOS - DEF	0	0%	0	0%	0	0%	0	0%	2	0,04%
F.N.C.	2	1,83%	0	0%	0	0%	0	0%	0	0%

Resultats Provisionals



98,82%
Escrutat

Catalunya > Municipis de Tarragona

	Montblanc		Montbrí del Camp		Montferri		Montmell, el		Morell, el	
Escrutat		100%		100%		100%		100%		100%
Total votants	3.192	59,69%	1.259	57,56%	160	45,84%	525	36,84%	1.563	57,50%
Abstenció	2.155	40,30%	928	42,43%	189	54,15%	900	63,15%	1.155	42,49%
Vots nuls	36	1,12%	17	1,35%	0	0%	5	0,95%	21	1,34%
Vots en blanc	38	1,19%	5	0,39%	4	2,50%	2	0,38%	21	1,34%
PSC	616	19,51%	190	15,29%	33	20,62%	149	28,65%	347	22,50%
CAT-JUNTS+	1.082	34,28%	365	29,38%	35	21,87%	76	14,61%	344	22,30%
ERC	704	22,30%	259	20,85%	28	17,50%	71	13,65%	275	17,83%
PP	107	3,39%	99	7,97%	10	6,25%	54	10,38%	179	11,60%
VOX	130	4,11%	110	8,85%	16	10,00%	105	20,19%	164	10,63%
CUP - DT	197	6,24%	61	4,91%	19	11,87%	24	4,61%	74	4,79%
COMUNS SUMAR	87	2,75%	44	3,54%	7	4,37%	13	2,50%	42	2,72%
ALIANÇA.CAT	125	3,96%	68	5,47%	4	2,50%	9	1,73%	44	2,85%
PACMA	22	0,69%	19	1,52%	1	0,62%	14	2,69%	26	1,68%
Cs	5	0,15%	6	0,48%	0	0%	1	0,19%	9	0,58%
ALHORA	26	0,82%	10	0,80%	0	0%	2	0,38%	3	0,19%
FO	6	0,19%	3	0,24%	1	0,62%	0	0%	6	0,38%
PCTC	4	0,12%	0	0%	1	0,62%	0	0%	1	0,06%
CNV	3	0,09%	1	0,08%	0	0%	0	0%	1	0,06%
RECORTES CERO	2	0,06%	1	0,08%	1	0,62%	0	0%	3	0,19%
PUM+J	2	0,06%	1	0,08%	0	0%	0	0%	0	0%
IZQP - UNIDOS - DEF	0	0%	0	0%	0	0%	0	0%	1	0,06%
F.N.C.	0	0%	0	0%	0	0%	0	0%	2	0,12%

	Morera de Montsant, la		Móra d'Ebre		Móra la Nova		Nou de Gaià, la		Nulles	
Escrutat		100%		100%		100%		100%		100%
Total votants	67	72,04%	2.121	55,56%	1.321	61,07%	293	69,26%	259	66,75%
Abstenció	26	27,95%	1.696	44,43%	842	38,92%	130	30,73%	129	33,24%
Vots nuls	1	1,49%	22	1,03%	45	3,40%	1	0,34%	1	0,38%
Vots en blanc	1	1,49%	32	1,50%	16	1,21%	6	2,04%	4	1,54%
PSC	12	18,18%	503	23,96%	272	21,31%	51	17,46%	20	7,75%
CAT-JUNTS+	16	24,24%	600	28,58%	378	29,62%	97	33,21%	95	36,82%
ERC	21	31,81%	392	18,67%	308	24,13%	52	17,80%	40	15,50%
PP	0	0%	178	8,48%	81	6,34%	16	5,47%	12	4,65%
VOX	2	3,03%	87	4,14%	62	4,85%	17	5,82%	28	10,85%
CUP - DT	8	12,12%	88	4,19%	50	3,91%	20	6,84%	25	9,68%
COMUNS SUMAR	2	3,03%	69	3,28%	40	3,13%	20	6,84%	12	4,65%
ALIANÇA.CAT	2	3,03%	111	5,28%	54	4,23%	6	2,05%	13	5,03%
PACMA	1	1,51%	16	0,76%	6	0,47%	0	0%	3	1,16%
Cs	0	0%	3	0,14%	1	0,07%	2	0,68%	2	0,77%
ALHORA	0	0%	4	0,19%	0	0%	0	0%	0	0%
FO	0	0%	3	0,14%	1	0,07%	0	0%	1	0,38%
PCTC	1	1,51%	5	0,23%	1	0,07%	0	0%	1	0,38%
CNV	0	0%	6	0,28%	1	0,07%	4	1,36%	0	0%
RECORTES CERO	0	0%	1	0,04%	0	0%	0	0%	0	0%
PUM+J	0	0%	0	0%	3	0,23%	0	0%	1	0,38%
IZQP - UNIDOS - DEF	0	0%	0	0%	1	0,07%	1	0,34%	0	0%
F.N.C.	0	0%	1	0,04%	1	0,07%	0	0%	1	0,38%

Resultats Provisionals



98,82%
Escrutat

Catalunya > Municipis de Tarragona

	Pallaresos, els		Palma d'Ebre, la		Passanant i Belltall		Paüls		Perafort	
Escrutat		100%		100%		100%		100%		100%
Total votants	2.212	58,22%	166	63,60%	89	60,95%	307	70,90%	581	59,34%
Abstenció	1.587	41,77%	95	36,39%	57	39,04%	126	29,09%	398	40,65%
Vots nuls	30	1,35%	1	0,60%	1	1,12%	5	1,62%	10	1,72%
Vots en blanc	24	1,08%	2	1,20%	2	2,24%	3	0,97%	10	1,72%
PSC	581	26,62%	42	25,45%	10	11,36%	70	23,17%	93	16,28%
CAT-JUNTS+	387	17,73%	59	35,75%	45	51,13%	64	21,19%	126	22,06%
ERC	286	13,10%	29	17,57%	8	9,09%	137	45,36%	88	15,41%
PP	327	14,98%	2	1,21%	0	0%	9	2,98%	94	16,46%
VOX	257	11,77%	1	0,60%	2	2,27%	6	1,98%	72	12,60%
CUP - DT	62	2,84%	4	2,42%	14	15,90%	1	0,33%	15	2,62%
COMUNS SUMAR	97	4,44%	4	2,42%	3	3,40%	2	0,66%	18	3,15%
ALIANÇA.CAT	86	3,94%	17	10,30%	3	3,40%	9	2,98%	33	5,77%
PACMA	29	1,32%	1	0,60%	0	0%	1	0,33%	10	1,75%
Cs	14	0,64%	2	1,21%	0	0%	0	0%	3	0,52%
ALHORA	3	0,13%	1	0,60%	1	1,13%	0	0%	5	0,87%
FO	22	1,00%	0	0%	0	0%	0	0%	0	0%
PCTC	1	0,04%	0	0%	0	0%	0	0%	1	0,17%
CNV	0	0%	0	0%	0	0%	0	0%	0	0%
RECORTES CERO	2	0,09%	0	0%	0	0%	0	0%	1	0,17%
PUM+J	0	0%	1	0,60%	0	0%	0	0%	0	0%
IZQP - UNIDOS - Def	1	0,04%	0	0%	0	0%	0	0%	2	0,35%
F.N.C.	3	0,13%	0	0%	0	0%	0	0%	0	0%

	Perelló, el		Piles, les		Pinell de Brai, el		Pira		Pla de Santa Maria, el	
Escrutat		100%		100%		100%		100%		100%
Total votants	1.044	59,31%	104	65,00%	424	57,29%	236	60,82%	1.029	57,19%
Abstenció	716	40,68%	56	35,00%	316	42,70%	152	39,17%	770	42,80%
Vots nuls	27	2,58%	0	0%	12	2,83%	3	1,27%	17	1,65%
Vots en blanc	15	1,43%	8	7,69%	3	0,70%	5	2,11%	8	0,77%
PSC	194	19,07%	9	8,65%	85	20,63%	50	21,45%	161	15,90%
CAT-JUNTS+	305	29,99%	35	33,65%	114	27,66%	46	19,74%	364	35,96%
ERC	275	27,04%	25	24,03%	109	26,45%	85	36,48%	166	16,40%
PP	30	2,94%	5	4,80%	19	4,61%	9	3,86%	58	5,73%
VOX	27	2,65%	1	0,96%	21	5,09%	2	0,85%	93	9,18%
CUP - DT	44	4,32%	10	9,61%	16	3,88%	13	5,57%	57	5,63%
COMUNS SUMAR	27	2,65%	2	1,92%	24	5,82%	12	5,15%	21	2,07%
ALIANÇA.CAT	80	7,86%	7	6,73%	14	3,39%	7	3,00%	61	6,02%
PACMA	7	0,68%	2	1,92%	3	0,72%	1	0,42%	12	1,18%
Cs	1	0,09%	0	0%	0	0%	2	0,85%	3	0,29%
ALHORA	8	0,78%	0	0%	2	0,48%	0	0%	5	0,49%
FO	2	0,19%	0	0%	0	0%	0	0%	1	0,09%
PCTC	1	0,09%	0	0%	1	0,24%	0	0%	0	0%
CNV	0	0%	0	0%	0	0%	0	0%	0	0%
RECORTES CERO	1	0,09%	0	0%	0	0%	0	0%	1	0,09%
PUM+J	0	0%	0	0%	1	0,24%	0	0%	1	0,09%
IZQP - UNIDOS - DEF	0	0%	0	0%	0	0%	0	0%	0	0%
F.N.C.	0	0%	0	0%	0	0%	1	0,42%	0	0%

Resultats Provisionals



98,82%
Escrutat

Catalunya > Municipis de Tarragona

	Pobla de Mafumet, la		Pobla de Massaluça, la		Pobla de Montornès, la		Poboleda		Pont d'Armentera, el	
Escrutat		73,48%		100%		100%		100%		100%
Total votants	1.073	51,83%	158	65,83%	1.285	51,94%	163	61,74%	246	63,07%
Abstenció	997	48,16%	82	34,16%	1.189	48,05%	101	38,25%	144	36,92%
Vots nuls	13	1,21%	5	3,16%	18	1,40%	8	4,90%	2	0,81%
Vots en blanc	11	1,02%	3	1,89%	12	0,93%	0	0%	3	1,21%
PSC	293	27,64%	37	24,18%	378	29,83%	20	12,90%	30	12,29%
CAT-JUNTS+	116	10,94%	42	27,45%	200	15,78%	62	40,00%	85	34,83%
ERC	143	13,49%	40	26,14%	178	14,04%	32	20,64%	52	21,31%
PP	123	11,60%	4	2,61%	148	11,68%	5	3,22%	24	9,83%
VOX	244	23,01%	12	7,84%	174	13,73%	2	1,29%	17	6,96%
CUP - DT	19	1,79%	0	0%	31	2,44%	26	16,77%	9	3,68%
COMUNS SUMAR	35	3,30%	6	3,92%	57	4,49%	3	1,93%	4	1,63%
ALIANÇA.CAT	31	2,92%	2	1,30%	40	3,15%	3	1,93%	13	5,32%
PACMA	23	2,16%	1	0,65%	24	1,89%	0	0%	4	1,63%
Cs	9	0,84%	2	1,30%	14	1,10%	0	0%	1	0,40%
ALHORA	3	0,28%	0	0%	4	0,31%	2	1,29%	0	0%
FO	9	0,84%	1	0,65%	1	0,07%	0	0%	2	0,81%
PCTC	1	0,09%	0	0%	0	0%	0	0%	0	0%
CNV	0	0%	0	0%	1	0,07%	0	0%	0	0%
RECORTES CERO	0	0%	0	0%	1	0,07%	0	0%	0	0%
PUM+J	0	0%	1	0,65%	1	0,07%	0	0%	0	0%
IZQP - UNIDOS - DEF	0	0%	2	1,30%	2	0,15%	0	0%	0	0%
F.N.C.	0	0%	0	0%	1	0,07%	0	0%	0	0%

	Pontils		Porrera		Pradell de la Teixeta		Prades		Prat de Comte	
Escrutat		100%		100%		100%		100%		100%
Total votants	49	51,04%	233	66,95%	116	81,11%	321	62,57%	96	69,06%
Abstenció	47	48,95%	115	33,04%	27	18,88%	192	37,42%	43	30,93%
Vots nuls	3	6,12%	7	3,00%	1	0,86%	6	1,86%	2	2,08%
Vots en blanc	0	0%	2	0,85%	5	4,31%	0	0%	1	1,04%
PSC	9	19,56%	32	14,15%	13	11,30%	49	15,55%	18	19,14%
CAT-JUNTS+	11	23,91%	64	28,31%	43	37,39%	106	33,65%	24	25,53%
ERC	6	13,04%	63	27,87%	16	13,91%	91	28,88%	28	29,78%
PP	4	8,69%	5	2,21%	4	3,47%	11	3,49%	8	8,51%
VOX	5	10,86%	4	1,76%	2	1,73%	3	0,95%	5	5,31%
CUP - DT	2	4,34%	21	9,29%	9	7,82%	18	5,71%	5	5,31%
COMUNS SUMAR	1	2,17%	18	7,96%	9	7,82%	9	2,85%	1	1,06%
ALIANÇA.CAT	0	0%	8	3,53%	12	10,43%	15	4,76%	0	0%
PACMA	4	8,69%	3	1,32%	0	0%	3	0,95%	0	0%
Cs	0	0%	0	0%	0	0%	1	0,31%	2	2,12%
ALHORA	2	4,34%	6	2,65%	2	1,73%	6	1,90%	2	2,12%
FO	0	0%	0	0%	0	0%	2	0,63%	0	0%
PCTC	1	2,17%	0	0%	0	0%	0	0%	0	0%
CNV	0	0%	0	0%	0	0%	1	0,31%	0	0%
RECORTES CERO	1	2,17%	0	0%	0	0%	0	0%	0	0%
PUM+J	0	0%	0	0%	0	0%	0	0%	0	0%
IZQP - UNIDOS - DEF	0	0%	0	0%	0	0%	0	0%	0	0%
F.N.C.	0	0%	0	0%	0	0%	0	0%	0	0%

Resultats Provisionals



98,82%
Escrutat

Catalunya > Municipis de Tarragona

	Pratdip		Puigpelat		Querol		Rasquera		Renau	
Escrutat		100%		100%		100%		100%		100%
Total votants	281	63,28%	499	55,01%	231	47,62%	339	61,41%	79	71,81%
Abstenció	163	36,71%	408	44,98%	254	52,37%	213	38,58%	31	28,18%
Vots nuls	5	1,77%	3	0,60%	2	0,86%	3	0,88%	2	2,53%
Vots en blanc	3	1,06%	8	1,60%	0	0%	8	2,35%	2	2,53%
PSC	48	17,39%	102	20,56%	54	23,58%	61	18,15%	19	24,67%
CAT-JUNTS+	73	26,44%	97	19,55%	40	17,46%	107	31,84%	20	25,97%
ERC	76	27,53%	113	22,78%	43	18,77%	85	25,29%	15	19,48%
PP	12	4,34%	41	8,26%	17	7,42%	2	0,59%	1	1,29%
VOX	9	3,26%	42	8,46%	39	17,03%	8	2,38%	2	2,59%
CUP - DT	21	7,60%	40	8,06%	13	5,67%	24	7,14%	8	10,38%
COMUNS SUMAR	9	3,26%	16	3,22%	13	5,67%	8	2,38%	6	7,79%
ALIANÇA.CAT	18	6,52%	23	4,63%	8	3,49%	31	9,22%	3	3,89%
PACMA	3	1,08%	3	0,60%	1	0,43%	0	0%	0	0%
Cs	1	0,36%	2	0,40%	0	0%	0	0%	1	1,29%
ALHORA	2	0,72%	4	0,80%	0	0%	0	0%	0	0%
FO	0	0%	1	0,20%	0	0%	0	0%	0	0%
PCTC	0	0%	0	0%	0	0%	0	0%	0	0%
CNV	1	0,36%	1	0,20%	0	0%	0	0%	0	0%
RECORTES CERO	0	0%	1	0,20%	0	0%	2	0,59%	0	0%
PUM+J	0	0%	2	0,40%	0	0%	0	0%	0	0%
IZQP - UNIDOS - Def	0	0%	0	0%	1	0,43%	0	0%	0	0%
F.N.C.	0	0%	0	0%	0	0%	0	0%	0	0%

	Reus		Ribera, la		Ribera-roja d'Ebre		Riera de Gaià, la		Riudecanyes	
Escrutat		100%		100%		100%		100%		100%
Total votants	41.053	55,55%	260	58,42%	528	62,19%	812	63,48%	587	63,45%
Abstenció	32.846	44,44%	185	41,57%	321	37,80%	467	36,51%	338	36,54%
Vots nuls	331	0,80%	3	1,15%	18	3,40%	7	0,86%	10	1,70%
Vots en blanc	460	1,12%	2	0,76%	8	1,51%	14	1,72%	4	0,68%
PSC	10.661	26,17%	74	28,79%	179	35,09%	148	18,38%	54	9,35%
CAT-JUNTS+	8.221	20,18%	76	29,57%	101	19,80%	232	28,81%	176	30,50%
ERC	5.210	12,79%	46	17,89%	124	24,31%	145	18,01%	159	27,55%
PP	4.928	12,10%	24	9,33%	36	7,05%	59	7,32%	34	5,89%
VOX	5.076	12,46%	6	2,33%	19	3,72%	60	7,45%	30	5,19%
CUP - DT	1.786	4,38%	6	2,33%	14	2,74%	52	6,45%	38	6,58%
COMUNS SUMAR	1.553	3,81%	12	4,66%	8	1,56%	35	4,34%	19	3,29%
ALIANÇA.CAT	1.589	3,90%	10	3,89%	9	1,76%	39	4,84%	44	7,62%
PACMA	477	1,17%	1	0,38%	3	0,58%	8	0,99%	6	1,03%
Cs	267	0,65%	0	0%	0	0%	1	0,12%	2	0,34%
ALHORA	156	0,38%	0	0%	2	0,39%	5	0,62%	4	0,69%
FO	123	0,30%	0	0%	2	0,39%	4	0,49%	3	0,51%
PCTC	95	0,23%	0	0%	4	0,78%	0	0%	0	0%
CNV	18	0,04%	0	0%	0	0%	0	0%	0	0%
RECORTES CERO	22	0,05%	0	0%	1	0,19%	0	0%	1	0,17%
PUM+J	27	0,06%	0	0%	0	0%	3	0,37%	1	0,17%
IZQP - UNIDOS - Def	26	0,06%	0	0%	0	0%	0	0%	1	0,17%
F.N.C.	27	0,06%	0	0%	0	0%	0	0%	1	0,17%

Resultats Provisionals



98,82%
Escrutat

Catalunya > Municipis de Tarragona

	Riudecols		Riudoms		Rocafort de Queralt		Roda de Berà		Rodonyà	
Escrutat		100%		100%		100%		100%		100%
Total votants	563	60,27%	2.878	58,23%	121	67,97%	2.900	51,04%	245	62,98%
Abstenció	371	39,72%	2.064	41,76%	57	32,02%	2.781	48,95%	144	37,01%
Vots nuls	12	2,13%	49	1,70%	1	0,82%	26	0,89%	3	1,22%
Vots en blanc	8	1,42%	39	1,35%	3	2,47%	23	0,79%	10	4,08%
PSC	140	25,40%	444	15,69%	10	8,33%	863	30,02%	20	8,26%
CAT-JUNTS+	141	25,58%	953	33,68%	45	37,50%	396	13,77%	91	37,60%
ERC	117	21,23%	593	20,96%	34	28,33%	354	12,31%	54	22,31%
PP	33	5,98%	196	6,92%	9	7,50%	513	17,84%	16	6,61%
VOX	44	7,98%	215	7,59%	0	0%	391	13,60%	15	6,19%
CUP - DT	22	3,99%	150	5,30%	10	8,33%	33	1,14%	19	7,85%
COMUNS SUMAR	21	3,81%	53	1,87%	2	1,66%	162	5,63%	4	1,65%
ALIANÇA.CAT	21	3,81%	133	4,70%	6	5,00%	65	2,26%	10	4,13%
PACMA	3	0,54%	20	0,70%	0	0%	30	1,04%	3	1,23%
Cs	0	0%	8	0,28%	0	0%	16	0,55%	0	0%
ALHORA	0	0%	7	0,24%	1	0,83%	2	0,06%	0	0%
FO	1	0,18%	7	0,24%	0	0%	11	0,38%	0	0%
PCTC	0	0%	8	0,28%	0	0%	4	0,13%	0	0%
CNV	0	0%	2	0,07%	0	0%	1	0,03%	0	0%
RECORTES CERO	0	0%	0	0%	0	0%	9	0,31%	0	0%
PUM+J	0	0%	0	0%	0	0%	1	0,03%	0	0%
IZQP - UNIDOS - DEF	0	0%	0	0%	0	0%	0	0%	0	0%
F.N.C.	0	0%	1	0,03%	0	0%	0	0%	0	0%

	Roquetes		Rourell, el		Ràpita, la		Salomó		Salou	
Escrutat		100%		100%		100%		100%		100%
Total votants	3.032	52,92%	184	61,12%	5.607	51,23%	225	69,01%	7.983	47,74%
Abstenció	2.697	47,07%	117	38,87%	5.336	48,76%	101	30,98%	8.738	52,25%
Vots nuls	45	1,48%	5	2,71%	76	1,35%	2	0,88%	59	0,73%
Vots en blanc	41	1,35%	2	1,08%	69	1,23%	6	2,66%	68	0,85%
PSC	646	21,62%	34	18,99%	1.463	26,45%	28	12,55%	2.267	28,60%
CAT-JUNTS+	671	22,46%	51	28,49%	1.429	25,83%	91	40,80%	1.011	12,75%
ERC	702	23,50%	22	12,29%	1.195	21,60%	51	22,86%	754	9,51%
PP	251	8,40%	12	6,70%	391	7,06%	11	4,93%	1.592	20,09%
VOX	214	7,16%	17	9,49%	280	5,06%	9	4,03%	1.343	16,94%
CUP - DT	136	4,55%	3	1,67%	197	3,56%	10	4,48%	140	1,76%
COMUNS SUMAR	110	3,68%	13	7,26%	194	3,50%	5	2,24%	297	3,74%
ALIANÇA.CAT	141	4,72%	20	11,17%	236	4,26%	10	4,48%	192	2,42%
PACMA	32	1,07%	4	2,23%	24	0,43%	1	0,44%	85	1,07%
Cs	7	0,23%	1	0,55%	11	0,19%	1	0,44%	67	0,84%
ALHORA	10	0,33%	0	0%	14	0,25%	0	0%	17	0,21%
FO	11	0,36%	0	0%	13	0,23%	0	0%	34	0,42%
PCTC	3	0,10%	0	0%	3	0,05%	0	0%	10	0,12%
CNV	1	0,03%	0	0%	2	0,03%	0	0%	21	0,26%
RECORTES CERO	8	0,26%	0	0%	1	0,01%	0	0%	6	0,07%
PUM+J	2	0,06%	0	0%	5	0,09%	0	0%	7	0,08%
IZQP - UNIDOS - DEF	1	0,03%	0	0%	3	0,05%	0	0%	13	0,16%
F.N.C.	0	0%	0	0%	1	0,01%	0	0%	0	0%

Resultats Provisionals



98,82%
Escrutat

Catalunya > Municipis de Tarragona

	Sant Jaume d'Enveja		Sant Jaume dels Domenys		Santa Bàrbara		Santa Coloma de Queralt		Santa Oliva	
Escrutat		100%		100%		100%		100%		100%
Total votants	1.418	49,92%	1.180	56,64%	1.370	51,62%	1.187	57,98%	1.400	53,53%
Abstenció	1.422	50,07%	903	43,35%	1.284	48,37%	860	42,01%	1.215	46,46%
Vots nuls	31	2,18%	18	1,52%	55	4,01%	19	1,60%	14	1,00%
Vots en blanc	26	1,83%	18	1,52%	25	1,82%	16	1,34%	17	1,21%
PSC	447	32,22%	226	19,44%	331	25,17%	145	12,41%	451	32,53%
CAT-JUNTS+	294	21,19%	282	24,26%	285	21,67%	507	43,40%	220	15,87%
ERC	284	20,47%	224	19,27%	235	17,87%	187	16,01%	184	13,27%
PP	86	6,20%	83	7,14%	142	10,79%	48	4,10%	157	11,32%
VOX	100	7,20%	150	12,90%	131	9,96%	24	2,05%	220	15,87%
CUP - DT	36	2,59%	48	4,13%	43	3,26%	82	7,02%	23	1,65%
COMUNS SUMAR	55	3,96%	36	3,09%	36	2,73%	32	2,73%	57	4,11%
ALIANÇA.CAT	41	2,95%	33	2,83%	66	5,01%	103	8,81%	31	2,23%
PACMA	3	0,21%	21	1,80%	7	0,53%	3	0,25%	15	1,08%
Cs	6	0,43%	8	0,68%	5	0,38%	0	0%	9	0,64%
ALHORA	1	0,07%	7	0,60%	3	0,22%	16	1,36%	0	0%
FO	3	0,21%	6	0,51%	1	0,07%	5	0,42%	1	0,07%
PCTC	1	0,07%	4	0,34%	1	0,07%	0	0%	0	0%
CNV	2	0,14%	13	1,11%	1	0,07%	0	0%	0	0%
RECORTES CERO	1	0,07%	2	0,17%	2	0,15%	0	0%	0	0%
PUM+J	1	0,07%	0	0%	1	0,07%	0	0%	1	0,07%
IZQP - UNIDOS - DEF	0	0%	0	0%	0	0%	0	0%	0	0%
F.N.C.	0	0%	1	0,08%	0	0%	0	0%	0	0%

	Sarral		Savallà del Comtat		Secuita, la		Selva del Camp, la		Senan	
Escrutat		100%		100%		100%		100%		100%
Total votants	667	61,19%	32	66,66%	791	58,85%	2.799	64,10%	33	86,84%
Abstenció	423	38,80%	16	33,33%	553	41,14%	1.567	35,89%	5	13,15%
Vots nuls	8	1,19%	0	0%	7	0,88%	34	1,21%	0	0%
Vots en blanc	8	1,19%	1	3,12%	17	2,14%	38	1,35%	0	0%
PSC	102	15,47%	0	0%	137	17,47%	634	22,92%	3	9,09%
CAT-JUNTS+	226	34,29%	21	65,62%	226	28,82%	767	27,73%	8	24,24%
ERC	117	17,75%	3	9,37%	138	17,60%	485	17,54%	11	33,33%
PP	34	5,15%	1	3,12%	67	8,54%	162	5,85%	0	0%
VOX	43	6,52%	0	0%	64	8,16%	151	5,46%	0	0%
CUP - DT	23	3,49%	3	9,37%	47	5,99%	226	8,17%	6	18,18%
COMUNS SUMAR	11	1,66%	3	9,37%	21	2,67%	110	3,97%	2	6,06%
ALIANÇA.CAT	49	7,43%	0	0%	33	4,20%	121	4,37%	0	0%
PACMA	5	0,75%	0	0%	8	1,02%	32	1,15%	2	6,06%
Cs	3	0,45%	0	0%	6	0,76%	7	0,25%	0	0%
ALHORA	36	5,46%	0	0%	9	1,14%	19	0,68%	1	3,03%
FO	2	0,30%	0	0%	7	0,89%	3	0,10%	0	0%
PCTC	0	0%	0	0%	1	0,12%	6	0,21%	0	0%
CNV	0	0%	0	0%	1	0,12%	0	0%	0	0%
RECORTES CERO	0	0%	0	0%	1	0,12%	1	0,03%	0	0%
PUM+J	0	0%	0	0%	1	0,12%	0	0%	0	0%
IZQP - UNIDOS - DEF	0	0%	0	0%	0	0%	0	0%	0	0%
F.N.C.	0	0%	0	0%	0	0%	3	0,10%	0	0%

Resultats Provisionals



98,82%
Escrutat

Catalunya > Municipis de Tarragona

	Solivella		Sénia, la		Tarragona		Tivenys		Tivissa	
Escrutat		100%		100%		96,87%		100%		100%
Total votants	369	73,35%	2.260	58,93%	51.632	57,48%	458	67,55%	843	69,84%
Abstenció	134	26,64%	1.575	41,06%	38.190	42,51%	220	32,44%	364	30,15%
Vots nuls	7	1,89%	58	2,56%	394	0,76%	6	1,31%	24	2,84%
Vots en blanc	8	2,16%	32	1,41%	440	0,85%	11	2,40%	3	0,35%
PSC	26	7,18%	644	29,24%	14.360	28,02%	131	28,98%	110	13,43%
CAT-JUNTS+	158	43,64%	287	13,03%	8.043	15,69%	82	18,14%	244	29,79%
ERC	94	25,96%	434	19,70%	6.373	12,43%	103	22,78%	201	24,54%
PP	19	5,24%	330	14,98%	9.098	17,75%	24	5,30%	52	6,34%
VOX	10	2,76%	207	9,40%	5.875	11,46%	37	8,18%	36	4,39%
CUP - DT	17	4,69%	73	3,31%	1.924	3,75%	15	3,31%	64	7,81%
COMUNS SUMAR	10	2,76%	106	4,81%	2.325	4,53%	8	1,76%	59	7,20%
ALIANÇA.CAT	14	3,86%	46	2,08%	1.273	2,48%	39	8,62%	42	5,12%
PACMA	1	0,27%	12	0,54%	589	1,14%	0	0%	3	0,36%
Cs	0	0%	7	0,31%	355	0,69%	0	0%	0	0%
ALHORA	2	0,55%	11	0,49%	147	0,28%	1	0,22%	2	0,24%
FO	1	0,27%	3	0,13%	195	0,38%	0	0%	1	0,12%
PCTC	0	0%	2	0,09%	82	0,16%	0	0%	1	0,12%
CNV	2	0,55%	3	0,13%	21	0,04%	0	0%	1	0,12%
RECORTES CERO	0	0%	1	0,04%	66	0,12%	1	0,22%	0	0%
PUM+J	0	0%	3	0,13%	29	0,05%	0	0%	0	0%
IZQP - UNIDOS - DEF	0	0%	1	0,04%	34	0,06%	0	0%	0	0%
F.N.C.	0	0%	0	0%	9	0,01%	0	0%	0	0%

	Torre de Fontaubella, la		Torre de l'Espanyol, la		Torredembarra		Torroja del Priorat		Tortosa	
Escrutat		100%		100%		100%		100%		100%
Total votants	82	84,53%	313	71,95%	6.722	55,48%	86	78,18%	12.357	54,22%
Abstenció	15	15,46%	122	28,04%	5.392	44,51%	24	21,81%	10.433	45,77%
Vots nuls	1	1,21%	4	1,27%	60	0,89%	4	4,65%	145	1,17%
Vots en blanc	1	1,21%	5	1,59%	65	0,96%	0	0%	172	1,39%
PSC	10	12,34%	57	18,44%	1.819	27,30%	5	6,09%	3.022	24,74%
CAT-JUNTS+	23	28,39%	108	34,95%	1.365	20,48%	23	28,04%	3.059	25,04%
ERC	14	17,28%	90	29,12%	1.040	15,61%	27	32,92%	2.247	18,39%
PP	10	12,34%	8	2,58%	780	11,70%	3	3,65%	1.053	8,62%
VOX	3	3,70%	11	3,55%	718	10,77%	5	6,09%	796	6,51%
CUP - DT	14	17,28%	14	4,53%	262	3,93%	10	12,19%	500	4,09%
COMUNS SUMAR	0	0%	5	1,61%	270	4,05%	5	6,09%	484	3,96%
ALIANÇA.CAT	1	1,23%	6	1,94%	169	2,53%	1	1,21%	621	5,08%
PACMA	1	1,23%	2	0,64%	78	1,17%	0	0%	89	0,72%
Cs	0	0%	2	0,64%	34	0,51%	0	0%	62	0,50%
ALHORA	0	0%	0	0%	28	0,42%	3	3,65%	34	0,27%
FO	0	0%	0	0%	14	0,21%	0	0%	25	0,20%
PCTC	4	4,93%	0	0%	2	0,03%	0	0%	8	0,06%
CNV	0	0%	1	0,32%	3	0,04%	0	0%	9	0,07%
RECORTES CERO	0	0%	0	0%	3	0,04%	0	0%	8	0,06%
PUM+J	0	0%	0	0%	7	0,10%	0	0%	15	0,12%
IZQP - UNIDOS - DEF	0	0%	0	0%	2	0,03%	0	0%	6	0,04%
F.N.C.	0	0%	0	0%	3	0,04%	0	0%	2	0,01%

Resultats Provisionals



98,82%
Escrutat

Catalunya > Municipis de Tarragona

	Ulldescona		Ulldemolins		Vallclara		Vallfogona de Riucorb		Vallmoll	
Escrutat		100%		100%		100%		100%		100%
Total votants	2.260	56,91%	255	72,85%	47	60,25%	69	80,23%	809	57,62%
Abstenció	1.711	43,08%	95	27,14%	31	39,74%	17	19,76%	595	42,37%
Vots nuls	31	1,37%	5	1,96%	0	0%	0	0%	9	1,11%
Vots en blanc	32	1,41%	4	1,56%	1	2,12%	2	2,89%	11	1,35%
PSC	589	26,42%	30	12,00%	3	6,38%	10	14,49%	211	26,37%
CAT-JUNTS+	469	21,04%	124	49,60%	19	40,42%	35	50,72%	208	26,00%
ERC	386	17,31%	49	19,60%	13	27,65%	13	18,84%	112	14,00%
PP	351	15,74%	7	2,80%	0	0%	1	1,44%	62	7,75%
VOX	160	7,17%	1	0,40%	0	0%	1	1,44%	88	11,00%
CUP - DT	87	3,90%	18	7,19%	1	2,12%	4	5,79%	37	4,62%
COMUNS SUMAR	69	3,09%	3	1,19%	0	0%	0	0%	26	3,25%
ALIANÇA.CAT	47	2,10%	12	4,79%	7	14,89%	2	2,89%	22	2,75%
PACMA	17	0,76%	2	0,80%	2	4,25%	0	0%	11	1,37%
Cs	8	0,35%	0	0%	0	0%	0	0%	7	0,87%
ALHORA	8	0,35%	0	0%	0	0%	1	1,44%	2	0,25%
FO	3	0,13%	0	0%	0	0%	0	0%	2	0,25%
PCTC	1	0,04%	0	0%	0	0%	0	0%	0	0%
CNV	0	0%	0	0%	1	2,12%	0	0%	0	0%
RECORTES CERO	1	0,04%	0	0%	0	0%	0	0%	0	0%
PUM+J	1	0,04%	0	0%	0	0%	0	0%	0	0%
IZQP - UNIDOS - Def	0	0%	0	0%	0	0%	0	0%	0	0%
F.N.C.	0	0%	0	0%	0	0%	0	0%	1	0,12%

	Valls		Vandellòs i l'Hospitalet de l'Infant		Vendrell, el		Vespella de Gaià		Vila-rodona	
Escrutat		97,03%		100%		100%		100%		100%
Total votants	9.385	56,38%	2.723	58,20%	14.198	51,27%	176	49,16%	638	67,80%
Abstenció	7.259	43,61%	1.955	41,79%	13.491	48,72%	182	50,83%	303	32,19%
Vots nuls	98	1,04%	33	1,21%	135	0,95%	5	2,84%	6	0,94%
Vots en blanc	96	1,02%	32	1,17%	154	1,08%	2	1,13%	13	2,03%
PSC	2.000	21,53%	726	26,98%	4.397	31,26%	69	40,35%	147	23,25%
CAT-JUNTS+	2.876	30,96%	519	19,29%	2.393	17,01%	21	12,28%	198	31,32%
ERC	1.493	16,07%	374	13,90%	1.878	13,35%	22	12,86%	126	19,93%
PP	677	7,28%	398	14,79%	1.675	11,91%	20	11,69%	13	2,05%
VOX	634	6,82%	239	8,88%	1.764	12,54%	14	8,18%	23	3,63%
CUP - DT	619	6,66%	161	5,98%	383	2,72%	7	4,09%	28	4,43%
COMUNS SUMAR	243	2,61%	93	3,45%	652	4,63%	7	4,09%	22	3,48%
ALIANÇA.CAT	436	4,69%	74	2,75%	375	2,66%	5	2,92%	51	8,06%
PACMA	78	0,83%	21	0,78%	175	1,24%	3	1,75%	4	0,63%
Cs	25	0,26%	19	0,70%	99	0,70%	0	0%	0	0%
ALHORA	37	0,39%	13	0,48%	23	0,16%	0	0%	4	0,63%
FO	27	0,29%	11	0,40%	46	0,32%	1	0,58%	0	0%
PCTC	10	0,10%	2	0,07%	17	0,12%	0	0%	0	0%
CNV	3	0,03%	1	0,03%	3	0,02%	0	0%	1	0,15%
RECORTES CERO	8	0,08%	2	0,07%	9	0,06%	0	0%	0	0%
PUM+J	4	0,04%	1	0,03%	7	0,04%	0	0%	0	0%
IZQP - UNIDOS - Def	6	0,06%	2	0,07%	6	0,04%	0	0%	0	0%
F.N.C.	15	0,16%	2	0,07%	7	0,04%	0	0%	2	0,31%

Resultats Provisionals



98,82%
Escrutat

Catalunya > Municipis de Tarragona

	Vila-seca		Vilabella		Vilalba dels Arcs		Vilallonga del Camp		Vilanova d'Escornalbou	
Escrutat		100%		100%		100%		100%		100%
Total votants	8.405	53,10%	408	74,58%	353	69,48%	975	57,21%	296	68,04%
Abstenció	7.423	46,89%	139	25,41%	155	30,51%	729	42,78%	139	31,95%
Vots nuls	62	0,73%	3	0,73%	13	3,68%	6	0,61%	3	1,01%
Vots en blanc	90	1,07%	6	1,47%	6	1,69%	8	0,82%	7	2,36%
PSC	2.591	31,05%	67	16,54%	51	15,00%	207	21,36%	36	12,28%
CAT-JUNTS+	923	11,06%	184	45,43%	138	40,58%	207	21,36%	116	39,59%
ERC	779	9,33%	73	18,02%	59	17,35%	210	21,67%	66	22,52%
PP	1.331	15,95%	12	2,96%	34	10,00%	87	8,97%	16	5,46%
VOX	1.580	18,93%	7	1,72%	15	4,41%	92	9,49%	12	4,09%
CUP - DT	207	2,48%	22	5,43%	18	5,29%	39	4,02%	17	5,80%
COMUNS SUMAR	397	4,75%	13	3,20%	4	1,17%	32	3,30%	12	4,09%
ALIANÇA.CAT	128	1,53%	10	2,46%	5	1,47%	51	5,26%	6	2,04%
PACMA	129	1,54%	2	0,49%	3	0,88%	14	1,44%	5	1,70%
Cs	81	0,97%	0	0%	2	0,58%	4	0,41%	0	0%
ALHORA	9	0,10%	6	1,48%	1	0,29%	4	0,41%	0	0%
FO	37	0,44%	0	0%	1	0,29%	7	0,72%	0	0%
PCTC	15	0,17%	0	0%	1	0,29%	1	0,10%	0	0%
CNV	9	0,10%	2	0,49%	1	0,29%	3	0,30%	0	0%
RECORTES CERO	17	0,20%	0	0%	0	0%	1	0,10%	0	0%
PUM+J	5	0,05%	0	0%	1	0,29%	0	0%	0	0%
IZQP - UNIDOS - DEF	8	0,09%	0	0%	0	0%	0	0%	0	0%
F.N.C.	7	0,08%	1	0,24%	0	0%	2	0,20%	0	0%

	Vilanova de Prades		Vilaplana		Vilaverd		Vilella Alta, la		Vilella Baixa, la	
Escrutat		100%		100%		100%		100%		100%
Total votants	66	71,73%	327	75,69%	202	57,38%	58	57,99%	103	71,03%
Abstenció	26	28,26%	105	24,30%	150	42,61%	42	42,00%	42	28,96%
Vots nuls	0	0%	7	2,14%	1	0,49%	3	5,17%	0	0%
Vots en blanc	3	4,54%	3	0,91%	4	1,98%	0	0%	3	2,91%
PSC	7	10,60%	32	10,00%	39	19,40%	8	14,54%	9	8,73%
CAT-JUNTS+	19	28,78%	102	31,87%	55	27,36%	16	29,09%	25	24,27%
ERC	16	24,24%	91	28,43%	58	28,85%	11	20,00%	28	27,18%
PP	2	3,03%	7	2,18%	4	1,99%	1	1,81%	5	4,85%
VOX	1	1,51%	9	2,81%	11	5,47%	1	1,81%	1	0,97%
CUP - DT	7	10,60%	41	12,81%	11	5,47%	15	27,27%	14	13,59%
COMUNS SUMAR	0	0%	12	3,75%	5	2,48%	0	0%	8	7,76%
ALIANÇA.CAT	10	15,15%	13	4,06%	10	4,97%	1	1,81%	5	4,85%
PACMA	0	0%	0	0%	1	0,49%	0	0%	0	0%
Cs	0	0%	0	0%	0	0%	0	0%	0	0%
ALHORA	1	1,51%	8	2,50%	0	0%	1	1,81%	4	3,88%
FO	0	0%	0	0%	0	0%	1	1,81%	0	0%
PCTC	0	0%	0	0%	2	0,99%	0	0%	0	0%
CNV	0	0%	1	0,31%	0	0%	0	0%	0	0%
RECORTES CERO	0	0%	1	0,31%	0	0%	0	0%	1	0,97%
PUM+J	0	0%	0	0%	0	0%	0	0%	0	0%
IZQP - UNIDOS - DEF	0	0%	0	0%	1	0,49%	0	0%	0	0%
F.N.C.	0	0%	0	0%	0	0%	0	0%	0	0%

Resultats Provisionals



98,82%
Escrutat

Catalunya > Municipis de Tarragona

	Vimbodí i Poblet		Vinebre		Vinyols i els Arcs		Xerta	
Escrutat		100%		100%		100%		100%
Total votants	469	64,51%	209	70,60%	1.004	60,84%	525	57,75%
Abstenció	258	35,48%	87	29,39%	646	39,15%	384	42,24%
Vots nuls	4	0,85%	7	3,34%	9	0,89%	16	3,04%
Vots en blanc	8	1,70%	10	4,78%	9	0,89%	7	1,33%
PSC	84	18,06%	34	16,83%	205	20,60%	121	23,77%
CAT-JUNTS+	158	33,97%	57	28,21%	274	27,53%	123	24,16%
ERC	98	21,07%	50	24,75%	170	17,08%	135	26,52%
PP	23	4,94%	5	2,47%	104	10,45%	19	3,73%
VOX	21	4,51%	17	8,41%	77	7,73%	21	4,12%
CUP - DT	21	4,51%	21	10,39%	25	2,51%	25	4,91%
COMUNS SUMAR	20	4,30%	2	0,99%	27	2,71%	14	2,75%
ALIANÇA.CAT	23	4,94%	2	0,99%	70	7,03%	31	6,09%
PACMA	5	1,07%	1	0,49%	18	1,80%	7	1,37%
Cs	0	0%	0	0%	4	0,40%	3	0,58%
ALHORA	1	0,21%	1	0,49%	7	0,70%	1	0,19%
FO	2	0,43%	0	0%	1	0,10%	1	0,19%
PCTC	0	0%	1	0,49%	2	0,20%	1	0,19%
CNV	0	0%	0	0%	0	0%	0	0%
RECORTES CERO	0	0%	1	0,49%	0	0%	0	0%
PUM+J	0	0%	0	0%	0	0%	0	0%
IZQP - UNIDOS - Def	0	0%	0	0%	0	0%	0	0%
F.N.C.	1	0,21%	0	0%	2	0,20%	0	0%